



F
Enclosures & Wireway

SECTION



Enclosures & Wireway



Enclosures & Wireway

Enclosures

B-Line Series.....	F3-F4
Hoffman	F6-F7

Wireways

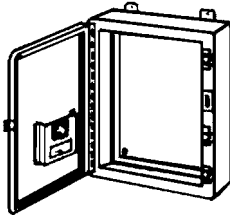
B-Line Series.....	F5
Hoffman	F8

F

Enclosures & Wireway

Eaton B-Line Series (Single Door Wall Mount · Junction Boxes)

HEAVY DUTY SINGLE DOOR WALL MOUNT NEMA 12 & 13 ENCLOSURES



APPLICATIONS

For use in housing electrical and electronic controls, instruments, components, and associated wiring, these enclosures incorporate hinged doors that provide convenient access. Designed for indoor use in protecting components from dirt, dust, oil and water.

CONSTRUCTION

- Seams continuously welded and ground smooth
- Doors are secured to the body with a heavy-duty continuous hinge on one side and easy-to-release door clamps mounted to the opposite side
- Each door has a padlock hasp with sealing hole provision
- Door has a fixed, oil-resistant gasket
- Formed lip around enclosure opening diverts liquids and contaminants
- Ground stud provided on door
- Print pocket provided
- .375-16 collar studs are provided for mounting optional panel
- External mounting feet are provided for secure wall mounting

FINISH


- Wash and phosphate undercoat
- ANSI 61 gray polyester powder outside with a white polyester powder finish inside

Vendor Code: **BLI**

Catalog Number	Dimensions			Back Panel*	Price Each
	H	W	D		
1616612	16"	16"	6"	AW1616P	655.49
2016812	20"	16"	8"	AW2016P	743.90
2020612	20"	20"	6"	AW2020P	761.49
2020812	20"	20"	8"	AW2020P	805.67
2420812	24"	20"	8"	AW2420P	616.05
2424812	24"	24"	8"	AW2424P	938.14
24241212	24"	24"	12"	AW2424P	1044.04
36361212	36"	36"	12"	AW3636P	1136.40

*See Page F4 for Back Panel Selection, Sold Separately.

STANDARD DUTY JUNCTION BOXES NEMA 12 & 13 ENCLOSURES



APPLICATIONS

Designed for use as electrical junction boxes, terminal wiring boxes, and instrument housings. Provides protection from circulating dust, falling dirt, and dripping non-corrosive liquids.

CONSTRUCTION

- Enclosure and cover are fabricated from 16 gauge steel
- Seams continuously welded and ground smooth
- Cover is secured to the body with a continuous hinge on one side and easy-to-operate screw clamps mounted to the opposite side
- Cover has fixed, oil-resistant gasket
- Ground stud provided on cover
- #10-32 weldnuts are provided for mounting optional panel on 6" H x 4" W and larger enclosures
- External mounting feet are provided for secure wall mounting

FINISH


- Wash and phosphate undercoat
- ANSI 61 gray polyester powder finish
- Hardware and clamps are zinc plated with a yellow chromate finish

Vendor Code: **BLI**

Catalog Number	Dimensions			Back Panel*	Price Each
	H	W	D		
66412CHC	6"	6"	4"	AW66P	88.79
863.512CHC	8"	6"	3.5"	AW86P	94.30
86612CHC	8"	6"	6"	AW86P	127.88
88412CHC	8"	8"	4"	AW88P	125.59
108412CHC	10"	8"	4"	AW108P	137.50
108612CHC	10"	8"	6"	AW108P	155.30
1210512CHC	12"	10"	5"	AW1210P	212.10
1210812CHC	12"	10"	8"	AW1210P	209.38
1212612CHC	12"	12"	6"	AW1212P	204.90
1412612CHC	14"	12"	6"	AW1412P	222.73
1412812CHC	14"	12"	8"	AW1412P	249.13
1614612CHC	16"	14"	6"	AW1614P	262.39
1614812CHC	16"	14"	8"	AW1614P	292.00

*See Page F4 for Back Panel Selection, Sold Separately.

JUNCTION BOXES NEMA 4 ENCLOSURES



APPLICATIONS

Intended for indoor or outdoor use as electrical junction boxes, terminal wiring boxes, and instrument housings. Hinged doors provide convenient access. Suitable for indoor or outdoor use, wherever protection from dust, dirt, oil, or hose directed water is essential.

CONSTRUCTION

- Enclosure and cover are fabricated from 16 gauge steel
- Seams continuously welded and ground smooth
- Cover is secured to the body with a continuous hinge on one side and easy-to-operate stainless steel screw clamps mounted to the opposite side
- Cover has a fixed, oil and water resistant gasket
- Ground stud provided on cover
- Stainless steel hinge pin
- #10-32 weldnuts are provided for mounting optional panel on 6" H x 4" W and larger enclosures
- External mounting feet are provided for secure wall mounting

FINISH

- Wash and phosphate undercoat
- ANSI 61 gray polyester powder finish


Vendor Code: **BLI**

Catalog Number	Dimensions			Back Panel*	Price Each
	H	W	D		
6644CHC	6"	6"	4"	AW66P	122.62
10864CHC	10"	8"	6"	AW108P	267.63
121054CHC	12"	10"	5"	AW1210P	212.63
121264CHC	12"	12"	6"	AW1212P	240.63
141264CHC	14"	12"	6"	AW1412P	371.88
161464CHC	16"	14"	6"	AW1614P	433.45

*See Page F4 for Back Panel Selection, Sold Separately.

B-Line series

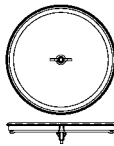
BACK PANELS FOR ENCLOSURES



Vendor Code: **BLI**

Catalog Number	Fits Enclosure		Price Each
	Height	Width	
AW66P	6"	6"	11.04
AW86P	8"	6"	9.04
AW88P	8"	8"	10.63
AW108P	10"	8"	12.25
AW1010P	10"	10"	14.56
AW1210P	12"	10"	16.59
AW1212P	12"	12"	19.50
AW1412P	14"	12"	21.64
AW1614P	16"	14"	28.69
AW1616P	16"	16"	51.12
AW2016P	20"	16"	60.84
AW2020P	20"	20"	73.78
AW2420P	24"	20"	95.04
AW2424P	24"	24"	109.45
AW3024P	30"	24"	131.84
AW3630P	36"	30"	210.56
AW3636P	36"	36"	247.39

OIL-TIGHT HOLE SEALS



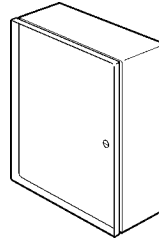
Vendor Code: **BLI**

Catalog Number	Description	Price Each
S050	1/2" Oil-Tight Hole Seal	10.80
S075	3/4" Oil-Tight Hole Seal	13.65
S100	1" Oil-Tight Hole Seal	13.80
S125	1-1/4" Oil-Tight Hole Seal	20.90
S150	1-1/2" Oil-Tight Hole Seal	23.84
S200	2" Oil-Tight Hole Seal	26.20
S250	2-1/2" Oil-Tight Hole Seal	33.55
S300	3" Oil-Tight Hole Seal	45.76
S400	4" Oil-Tight Hole Seal	73.43
SPB	30.5 mm Pushbutton Hole Seal	10.58



B-Line series

PREMIER ENCLOSURES



APPLICATIONS

- Houses electrical controls and instruments in a contemporary streamlined design
- Premier series enclosures offer increased flexibility and improved features suitable for any high-tech or standard installation
- Intended for indoor or outdoor use
- Protects against circulating and windblown dust, falling dirt, dripping noncorrosive liquids, rain, splashing water and hose directed water

BODY CONSTRUCTION

- Body flange trough design, formed around body opening, diverts liquid contaminants away from door opening
- Reduced width flange design increases enclosure opening
- Ground stud provided in enclosure body
- .312-18 collar studs are provided for mounting optional Premier panels
- Enclosure mounting holes in body provided for direct mounting or optional mounting feet
- Utility bracket provides wire management and accessory mounting

DOOR CONSTRUCTION

- Doors are secured to the body with a unique spring-loaded hidden hinge design on one side and slotted quarter-turn flush latch(es) on opposite side
- Doors are easily removed and interchangeable
- Door has a fixed, oil and water-resistant, seamless foam in-place gasket
- Door opens 170° for easy access
- Utility rail provides grounding, rigidity and wire management
- Door stiffeners are provided on larger enclosures for added rigidity
- Window-door enclosures feature flush-mounted clear polycarbonate window

ENCLOSURES

Vendor Code: **BLI**

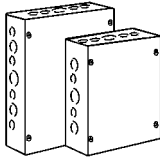
Catalog Number	Dimensions			Use With Back Panel (see below)	Price Each
	H	W	D		
20166SD	20"	16"	6"	2016P	413.35
24208SD	24"	20"	8"	2420P	686.95
30248SD	30"	24"	8"	3024P	857.29
36248SD	36"	24"	8"	3624P	944.65
363610SD	36"	36"	10"	3636P	1246.20

BACK PANELS

Vendor Code: **BLI**

Catalog Number	Dimensions		Price Each
	Height	Width	
2016P	18"	14"	66.07
2420P	22"	18"	101.68
3024P	28"	22"	199.41
3624P	34"	22"	165.76
3636P	34"	34"	360.90

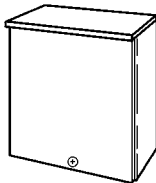
SCREW COVER PULL BOXES



Vendor Code: **BLI**

Catalog Number	Dimensions			Price Each
	H	W	D	
PAINTED WITH KNOCKOUTS				
444SC	4"	4"	4"	17.10
664SC	6"	6"	4"	17.86
666SC	6"	6"	6"	21.61
884SC	8"	8"	4"	24.59
886SC	8"	8"	6"	29.53
10104SC	10"	10"	4"	32.04
10106SC	10"	10"	6"	48.41
12124SC	12"	12"	4"	41.14
12126SC	12"	12"	6"	48.27
18186SC	18"	18"	6"	87.65
24246SC	24"	24"	6"	177.67

RAINTIGHT SCREW COVER PULL BOXES

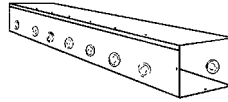


Vendor Code: **BLI**

Catalog Number	Dimensions			Price Each
	H	W	D	
PAINTED WITH KNOCKOUTS				
444RTSC	4"	4"	4"	30.31
664RTSC	6"	6"	4"	38.00
666RTSC	6"	6"	6"	40.22
884RTSC	8"	8"	4"	50.20
886RTSC	8"	8"	6"	58.92
10104RTSC	10"	10"	4"	64.41
10106RTSC	10"	10"	6"	75.55
12124RTSC	12"	12"	4"	81.00
12126RTSC	12"	12"	6"	92.82
18186RTSC	18"	18"	6"	189.92
18188RTSCNK	18"	18"	8"	192.42
24248RTSC	24"	24"	8"	254.12
242412RTSC	24"	24"	12"	301.26

See Page F3 for NEMA Type 4, 12, and 13 Enclosures.

HINGED LAY-IN INDOOR WIREWAYS



4" X 4"

Vendor Code: **BLI**

Catalog Number	Length	Price Each
4412HS	12"	22.18
4424HS	24"	39.27
4436HS	36"	55.20
4448HS	48"	73.73
4460HS	60"	78.63

6" X 6"

Vendor Code: **BLI**

Catalog Number	Length	Price Each
6612HS	12"	44.00
6624HS	24"	58.61
6636HS	36"	78.84
6648HS	48"	106.49
6660HS	60"	115.63

8" X 8"

Vendor Code: **BLI**

Catalog Number	Length	Price Each
8824HSNK	24"	112.49
8836HSNK	36"	172.57
8848HSNK	48"	208.51
8860HSNK	60"	235.02

COUPLINGS AND ENDS



Couplings

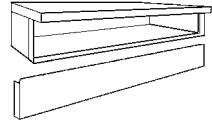


Ends

Vendor Code: **BLI**

Catalog Number	Size	Price Each
COUPLINGS		
44C	4" x 4"	8.16
66C	6" x 6"	12.16
88C	8" x 8"	16.35
END PLATES		
44E	4" x 4"	5.82
66E	6" x 6"	8.55
88E	8" x 8"	11.51

SCREW COVER RAIN-TIGHT WIREWAYS



4" X 4"

Vendor Code: **BLI**

Catalog Number	Length	Price Each
4412GRTNK	12"	65.33
4424GRTNK	24"	104.73
4436GRTNK	36"	108.13
4448GRTNK	48"	132.87

6" X 6"

Vendor Code: **BLI**

Catalog Number	Length	Price Each
6612GRTNK	12"	76.10
6624GRTNK	24"	143.29
6636GRTNK	36"	150.51
6648GRTNK	48"	235.82
6660GRTNK	60"	282.47
6672GRTNK	72"	260.83

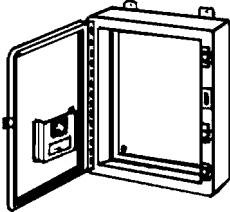
8" X 8"

Vendor Code: **BLI**

Catalog Number	Length	Price Each
8824GRTNK	24"	191.31
8836GRTNK	36"	203.04
8848GRTNK	48"	253.86
8860GRTNK	60"	305.09
8872GRTNK	72"	417.71

EAT•N
B-Line series

**HEAVY DUTY
SINGLE DOOR WALL MOUNT
NEMA 12 & 13 ENCLOSURES**



APPLICATIONS

For use in housing electrical and electronic controls, instruments, components, and associated wiring, these enclosures incorporate hinged doors that provide convenient access. Designed for indoor use in protecting components from dirt, dust, oil and water.

CONSTRUCTION

- Seams continuously welded and ground smooth, no holes or knockouts.
- Rolled flanges around three sides of door and all sides of enclosure opening excludes liquids and contaminants
- Newly designed door clamps are quick and easy to operate
- Oil resistant gasket attached with oil resistant adhesive
- External wall mounting brackets
- Removable heavy gauge continuous hinge pin
- Hasp and staple for padlocking
- Data pocket on inside of door is high impact thermoplastic
- Bonding provision on door
- White inside with ANSI 61 gray polyester powder paint outside
- Optional panels are white, 12 gauge steel

INDUSTRY STANDARDS


UL 508A, File No. E61997: Type 12 & 13
NEMA/EEMAC Type 12 & 13
JIC Standard EGP-1-1967 (14 gauge only)
CSA File #LR42186, Type 12
IEC 60529, IP65

Vendor Code: **HOF**

Catalog Number	Dimensions			Back Panel*	Price Each
	H	W	D		
A161606LP	16"	16"	6"	A16P16	604.85
A161608LP	16"	16"	8"	A16P16	635.47
A201608LP	20"	16"	8"	A20P16	740.34
A202006LP	20"	20"	6"	A20P20	760.51
A202008LP	20"	20"	8"	A20P20	739.39

*See Page F7 for Back Panel Selection, Sold Separately.

**STANDARD DUTY
JUNCTION BOXES
NEMA 12 & 13 ENCLOSURES**



APPLICATIONS

Designed for use as electrical junction boxes, terminal wiring boxes, and instrument housings. Provides protection from circulating dust, falling dirt, and dripping non-corrosive liquids.

CONSTRUCTION

- Seams continuously welded and ground smooth, no holes or knockouts
- External screw clamps are quick and easy to operate
- Oil resistant gasket attached with oil resistant adhesive
- External wall mounting brackets
- Continuous hinge
- Bonding provision on door
- ANSI 61 gray polyester powder paint inside and out
- Optional panels are white

INDUSTRY STANDARDS

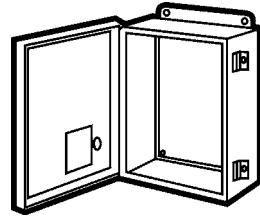
UL 50, File No. E27567: Type 12 & 13
NEMA/EEMAC Type 12 & 13
JIC Standard EGP-1-1967 (14 gauge only)
CSA File #LL42184, Type 12 & 13
IEC 60529, IP65

Vendor Code: **HOF**

Catalog Number	Dimensions			Back Panel*	Price Each
	H	W	D		
A606CH**	6"	6"	4"	A6P6	129.32
A806CH	8"	6"	3.5"	A8P6	136.44
A8066CH	8"	6"	6"	A8P6	164.91
A808CH	8"	8"	4"	A8P8	155.43
A1008CH	10"	8"	4"	A10P8	173.21
A10086CH	10"	8"	6"	A10P8	196.95
A10106CH	10"	10"	6"	A10P10	212.38
A1210CH	12"	10"	5"	A12P10	220.69
A12108CH	12"	10"	8"	A12P10	247.18
A1212CH	12"	12"	6"	A12P12	237.34
A1412CH	14"	12"	6"	A14P12	253.74
A14128CH	14"	12"	8"	A14P12	289.86
A1614CH	16"	14"	6"	A16P14	299.70
A16148CH	16"	14"	8"	A16P14	330.30

*See Page F7 for Back Panel Selection, Sold Separately.
**A606CH is 16 Gauge. All Others Listed are 14 Gauge.

**JUNCTION BOXES
NEMA 4 ENCLOSURES**



APPLICATIONS

Intended for indoor or outdoor use as electrical junction boxes, terminal wiring boxes, and instrument housings. Hinged doors provide convenient access. Suitable for indoor or outdoor use, wherever protection from dust, dirt, oil, or hose directed water is essential.

CONSTRUCTION

- Seams continuously welded and ground smooth, no holes or knockouts
- Stainless steel clamps on three sides of door assure watertight seal
- Door removed by pulling stainless steel hinge pin
- Oil resistant gasket attached with oil resistant adhesive
- External wall mounting brackets
- Heavy gauge continuous hinge
- Bonding provision on door
- ANSI 61 gray polyester powder paint inside and out
- Optional panels are white

INDUSTRY STANDARDS

UL 50, File No. E27567: Type 4, 12 & 13
NEMA/EEMAC Type 4, 12 & 13
JIC Standard EGP-1-1967 (14 gauge only)
CSA File #LL42184, Type 4, 12 & 13
IEC 60529, IP65

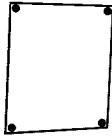
Vendor Code: **HOF**

Catalog Number	Dimensions			Back Panel*	Price Each
	H	W	D		
A606CHNF	6"	6"	4"	A6P6	185.07
A10086CHNF	10"	8"	6"	A10P8	257.03
A1210CHNF	12"	10"	5"	A12P10	283.29
A1212CHNF	12"	12"	6"	A12P12	298.59
A1412CHNF	14"	12"	6"	A14P12	357.67
A1614CHNF	16"	14"	6"	A16P14	416.71

*See Page F7 for Back Panel Selection, Sold Separately.



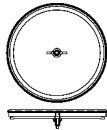
BACK PANELS FOR ENCLOSURES



Vendor Code: **HOF**

Catalog Number	Fits Enclosure		Price Each
	Height	Width	
A6P6	6"	6"	13.43
A8P6	8"	6"	15.14
A8P8	8"	8"	17.71
A10P8	10"	8"	20.29
A10P10	10"	10"	21.66
A12P10	12"	10"	24.75
A12P12	12"	12"	28.78
A12N12P	12"	12"	26.44
A14P12	14"	12"	32.13
A16P14	16"	14"	38.81
A16P16	16"	16"	71.77
A18P16	18"	16"	53.98
A20P16	20"	16"	85.18
A20P20	20"	20"	102.63
A24P20	24"	20"	134.06
A24P24	24"	24"	154.25
A30P24	30"	24"	188.63
A36P30	36"	30"	277.82
A36P36	36"	36"	324.83

OIL-TIGHT HOLE SEALS



Vendor Code: **HOF**

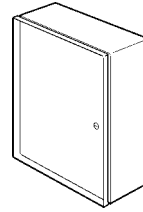
Catalog Number	Description	Price Each
AS050	1/2" Oil-Tight Hole Seal	18.60
AS075	3/4" Oil-Tight Hole Seal	22.96
AS100	1" Oil-Tight Hole Seal	28.81
AS125	1-1/4" Oil-Tight Hole Seal	31.44
AS150	1-1/2" Oil-Tight Hole Seal	36.37
AS200	2" Oil-Tight Hole Seal	36.09
AS250	2-1/2" Oil-Tight Hole Seal	45.92
AS300	3" Oil-Tight Hole Seal	60.48
AS400	4" Oil-Tight Hole Seal	100.38
ASPB	30.5 mm Pushbutton Hole Seal	12.28

THERMAL MANAGEMENT

Hoffman® SpectraCool™ Series feature a wide range of cooling capacities for indoor, outdoor, and harsh environments. Please see your local Elliott Electric Supply for details.



PREMIER ENCLOSURES



APPLICATIONS

Concept enclosures house and protect your sensitive electrical or electronic components from harsh and dirty environments. For use in installations where dirt, dust, oil, water, or other contaminants are present. Streamline styling, flush latching, and an attractive durable finish complement other electronic equipment.

CONSTRUCTION

- Seams continuously welded and ground smooth
- Minimum width body flange provides maximum door opening (210 degrees)
- Hidden hinges for clean aesthetic appearance
- Doors are interchangeable and easily removed by pulling captive hinge pins
- Seamless foam-in-place gasket provides oil tight and dust-tight seal
- Streamlined styling to complement other electronic equipment

INDUSTRY STANDARDS

UL 508A, File No. E61997: Type 4, & 12
 NEMA/EEMAC Type 4 & 12
 CSA File #LR42186, Type 4 & 12
 IEC 60529, IP66

ENCLOSURES

Vendor Code: **HOF**

Catalog Number	Dimensions			Use With Back Panel (see table below)	Price Each
	H	W	D		
CSD20166	20"	16"	6"	CP2016	584.92
CSD24208	24"	20"	8"	CP2420	659.53
CSD30248	30"	24"	8"	CP3024	790.78
CSD36248	36"	24"	8"	CP3624	867.35
CSD363610	36"	36"	10"	CP3636	1110.15

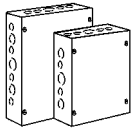
BACK PANELS

Vendor Code: **HOF**

Catalog Number	Dimensions		Price Each
	Height	Width	
CP2016	18.20"	14.20"	88.16
CP2420	22.20"	18.20"	136.44
CP3024	28.20"	22.20"	196.95
CP3624	34.20"	22.20"	228.99
CP3636	34.20"	34.20"	320.47



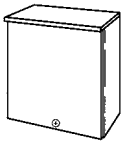
SCREW COVER PULL BOXES



Vendor Code: HOF

Catalog Number	Dimensions			Price Each
	H	W	D	
PAINTED WITH KNOCKOUTS				
ASE4X4X4	4"	4"	4"	21.48
ASE6X6X4	6"	6"	4"	22.96
ASE6X6X6	6"	6"	6"	27.80
ASE8X8X4	8"	8"	4"	31.51
ASE8X8X6	8"	8"	6"	37.81
ASE10X10X4	10"	10"	4"	37.69
ASE10X10X6	10"	10"	6"	44.64
ASE12X12X4	12"	12"	4"	48.43
ASE12X12X6	12"	12"	6"	56.72
ASE16X16X6	16"	16"	6"	85.58
ASE18X18X4	18"	18"	4"	91.28
ASE18X18X6	18"	18"	6"	101.87
ASE24X24X6	24"	24"	6"	207.84
GALVANIZED WITHOUT KNOCKOUTS				
ASG6X6X4NK	6"	6"	4"	24.36
ASG6X6X6NK	6"	6"	6"	26.49
ASG8X8X4NK	8"	8"	4"	29.91
ASG8X8X6NK	8"	8"	6"	35.94
ASG10X10X4NK	10"	10"	4"	39.19
ASG10X10X6NK	10"	10"	6"	42.58
ASG12X12X4NK	12"	12"	4"	45.96
ASG12X12X6NK	12"	12"	6"	53.78
ASG18X18X6NK	18"	18"	6"	96.98
ASG24X24X8NK	24"	24"	8"	216.87

RAINTIGHT SCREW COVER PULL BOXES

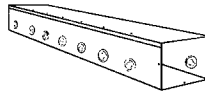


Vendor Code: HOF

Catalog Number	Dimensions			Price Each
	H	W	D	
A4R44	4"	4"	4"	35.43
A6R64	6"	6"	4"	38.90
A6R66	6"	6"	6"	41.04
A8R84	8"	8"	4"	51.37
A8R86	8"	8"	6"	60.16
A10R104	10"	10"	4"	65.72
A10R106	10"	10"	6"	76.93
A12R124	12"	12"	4"	83.12
A12R126	12"	12"	6"	97.81
A18R186	18"	18"	6"	198.90
A18R188	18"	18"	8"	220.04
A24R248	24"	24"	8"	304.20

See Page F6 for NEMA Type 4, 12 and 13 Enclosures.

HINGED LAY-IN INDOOR WIREWAYS



4" X 4"

Vendor Code: HOF

Catalog Number	Length	Price Each
PAINTED WITH KNOCKOUTS		
F44G12WK	12"	28.08
F44G24WK	24"	40.37
F44G36WK	36"	61.14
F44G48WK	48"	82.32
F44G60WK	60"	88.02
GALVANIZED WITHOUT KNOCKOUTS		
F44T124GV	24"	38.36
F44T136GV	36"	54.97

6" X 6"

Vendor Code: HOF

Catalog Number	Length	Price Each
PAINTED WITH KNOCKOUTS		
F66G12WK	12"	50.51
F66G24WK	24"	64.76
F66G36WK	36"	88.07
F66G48WK	48"	121.47
F66G60WK	60"	133.64
GALVANIZED WITHOUT KNOCKOUTS		
F66T124GV	24"	56.23
F66T136GV	36"	75.31
F66T148GV	48"	104.37

8" X 8"

Vendor Code: HOF

Catalog Number	Length	Price Each
PAINTED WITHOUT KNOCKOUTS		
F88G24	24"	122.27
F88G36	36"	185.87
F88G48	48"	224.91
F88G60	60"	253.47
GALVANIZED WITHOUT KNOCKOUTS		
F88T136GV	36"	169.55
F88T148GV	48"	204.60

COUPLINGS AND ENDS



Couplings

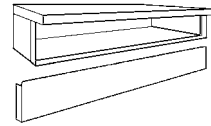


Ends

Vendor Code: HOF

Catalog Number	Size	Price Each
COUPLINGS		
F44GUC	4" x 4"	10.94
F66GUC	6" x 6"	16.17
F88GUC	8" x 8"	21.50
END PLATES, PAINTED		
F44GCP	4" x 4"	10.94
F66GCP	6" x 6"	16.00
F88GCP	8" x 8"	21.37
END PLATES, GALVANIZED W/O KNOCKOUTS		
F44GCPNKGV	4" x 4"	10.81
F66GCPNKGV	6" x 6"	15.36
F88GCPNKGV	8" x 8"	20.47

SCREW COVER RAIN-TIGHT WIREWAYS



4" X 4"

Vendor Code: HOF

Catalog Number	Length	Price Each
PAINTED		
A4412RT	12"	77.05
A4424RT	24"	113.31
A4436RT	36"	145.93
A4448RT	48"	179.34
GALVANIZED		
F4412RTGV	12"	64.40
F4424RTGV	24"	84.78

6" X 6"

Vendor Code: HOF

Catalog Number	Length	Price Each
PAINTED		
A6612RT	12"	101.09
A6624RT	24"	153.26
A6636RT	36"	202.95
A6648RT	48"	249.41
A6660RT	60"	275.61
A6672RT	72"	319.21
GALVANIZED		
F6612RTGV	12"	83.93
F6624RTGV	24"	121.47
F6636RTGV	36"	168.74
F6648RTGV	48"	207.84
F6672RTGV	72"	288.46

8" X 8"

Vendor Code: HOF

Catalog Number	Length	Price Each
PAINTED		
A8824RT	24"	204.60
A8836RT	36"	250.13
A8848RT	48"	310.93
A8860RT	60"	372.56
GALVANIZED		
F8824RTGV	24"	169.52
F8836RTGV	36"	224.97
F8848RTGV	48"	238.05
F8872RTGV	72"	407.09

