

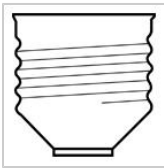
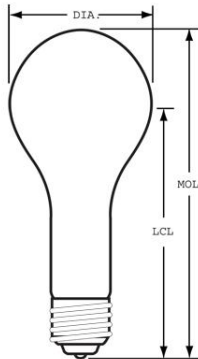


GE
Lighting

72547 - 150PS25/RS/STG

GE saf-t-gard® 150/133 watt PS25 1-pack

- 130/120 volts
- GE saf-t-gard® bulbs feature a protective Teflon® coating that helps contain glass fragments if broken. Designed with heavy-duty, all-weather construction, these bulbs protect against shattering, rain breakage and splatter from oil and lubricants. GE saf-t-gard® bulbs are perfect for home use in kitchens, basements garages, workshops and enclosed exterior fixtures
- Lasts 0.9/2.4 years based on 3 hours per day usage
- Estimated yearly energy costs \$18.07/\$16.02 based on 3 hours per day \$0.11 per kWh
- Provides 2160/1650 lumens
- PS25 shape with medium base for use in rough service applications



GENERAL CHARACTERISTICS

Lamp Type	Incandescent - A-line
Bulb	PS25
Base	Medium Screw (E26)
Filament	C-17
Bulb Finish	Inside frost
Rated Life	1000.0 hrs
Primary Application	Rough Service; Shatter-Resistant

PHOTOMETRIC CHARACTERISTICS

Initial Lumens	2160.0 /1650.0
Nominal Initial Lumens per Watt	14 /12

ELECTRICAL CHARACTERISTICS

Wattage	150.0
Voltage	130.0

DIMENSIONS

Maximum Overall Length (MOL)	6.9300 in(176.0 mm)
Bulb Diameter (DIA)	2.375 in(60.3 mm)
Light Center Length (LCL)	5.180 in(131.6 mm)

PRODUCT INFORMATION

Product Code	72547
Description	150PS25/RS/STG
Standard Package	Case
Standard Package GTIN	10043168725474
Standard Package Quantity	60
Sales Unit	Unit
No Of Items Per Sales Unit	1
No Of Items Per Standard	60
Package	
UPC	043168725477

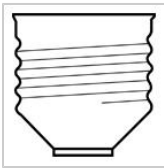
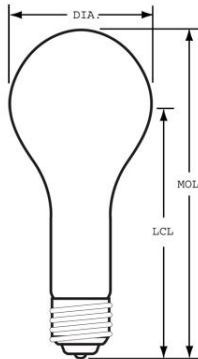


GE
Lighting

72547 - 150PS25/RS/STG

GE saf-t-gard® 150/133 watt PS25 1-pack

- 130/120 volts
- GE saf-t-gard® bulbs feature a protective Teflon® coating that helps contain glass fragments if broken. Designed with heavy-duty, all-weather construction, these bulbs protect against shattering, rain breakage and splatter from oil and lubricants. GE saf-t-gard® bulbs are perfect for home use in kitchens, basements garages, workshops and enclosed exterior fixtures
- Lasts 0.9/2.4 years based on 3 hours per day usage
- Estimated yearly energy costs \$18.07/\$16.02 based on 3 hours per day \$0.11 per kWh
- Provides 2160/1650 lumens
- PS25 shape with medium base for use in rough service applications



GENERAL CHARACTERISTICS

Lamp Type	Incandescent - A-line
Bulb	PS25
Base	Medium Screw (E26)
Filament	C-17
Bulb Finish	Inside frost
Rated Life	1000.0 hrs
Primary Application	Rough Service; Shatter-Resistant

PHOTOMETRIC CHARACTERISTICS

Initial Lumens	2160.0 /1650.0
Nominal Initial Lumens per Watt	14 /12

ELECTRICAL CHARACTERISTICS

Wattage	150.0
Voltage	130.0

DIMENSIONS

Maximum Overall Length (MOL)	6.9300 in(176.0 mm)
Bulb Diameter (DIA)	2.375 in(60.3 mm)
Light Center Length (LCL)	5.180 in(131.6 mm)

PRODUCT INFORMATION

Product Code	72547
Description	150PS25/RS/STG
Standard Package	Case
Standard Package GTIN	10043168725474
Standard Package Quantity	60
Sales Unit	Unit
No Of Items Per Sales Unit	1
No Of Items Per Standard	60
Package	
UPC	043168725477