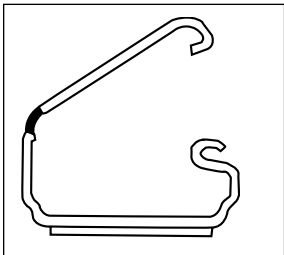


One-Piece, Nonmetallic, Latching Raceway For Low Voltage Applications

Uniduct® Series 2700, 2800, 2900 Latching Raceway Systems are one-piece, single channel, nonmetallic raceways ideally suited for routing and protecting fiber optic, UTP, and other low-voltage (50V or less) cabling in an easy to install, aesthetically pleasing application.

Uniduct Series 2800 and 2900 Raceway radiused fittings (FO) maintain 1 1/4" (32mm) bend radius control and are the perfect solution for even the most demanding cabling applications.




The Uniduct Raceway design features a co-extruded flexible PVC hinge that prevents cracking and splitting even after numerous openings and closings.




FEATURES & BENEFITS

- **One-piece design with adhesive backing.** Easy to handle. Makes installation quick and easy.
- **Available in three low profile sizes, in both 6' & 8' (1.8m & 2.4m) lengths.** Allows flexibility for cabling requirements. Six- and eight-foot (1.8m and 2.4m) lengths minimize cutting, cover clips, and scraps.
- **Three standard colors.** Stock colors are ivory, white, and fog white (matches with Ortronics® White). Consult factory for custom colors. Paintable using latex paint.
- **Durable, flexible hinge construction.** Allows for repeated openings and closings while maintaining product integrity and aesthetics. Easy open and snap-close latch facilitates installations, moves, and changes.
- **Durable, impact-resistant PVC construction.** Easy to cut and trim.
- **Full range of fittings.** Surface mount boxes and multipoint workstation outlets makes installations quick and easy.
- **Bend radius compliant fittings for 2800 and 2900 Series Raceways.** Maintain 1 1/4" (32mm) bend radius control required for UTP and fiber optic cable.
- **Datacom connectivity options.** Accepts industry standard and proprietary devices from a wide range of manufacturers to provide a seamless and aesthetically pleasing interface for voice, data, audio, and video applications at the point of use.



Uniduct® 2700 Series Raceway

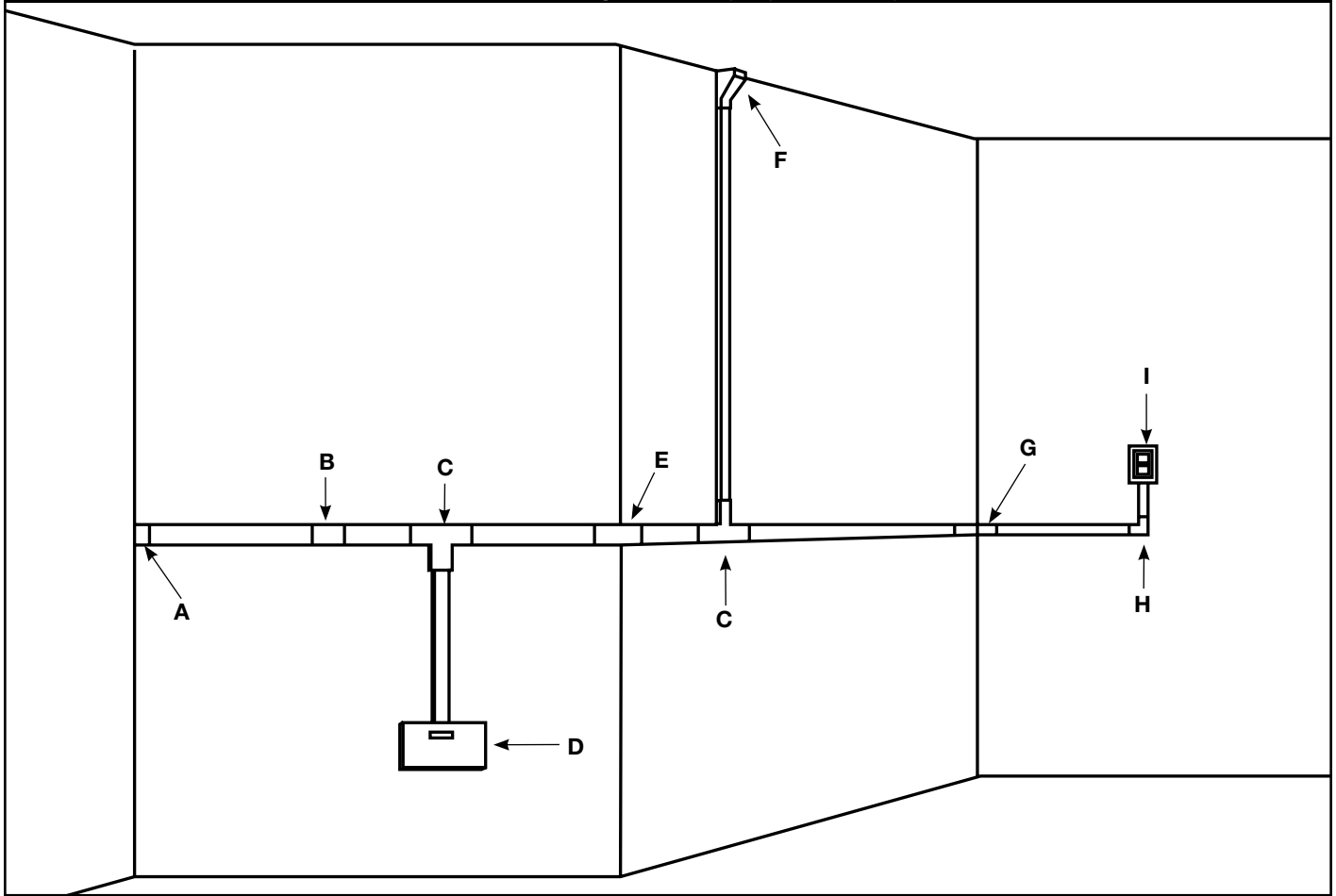


Uniduct® 2800 Series Raceway



Uniduct® 2900 Series Raceway

Uniduct Latching Raceway System Layout



NOTE: Illustration is for showing product applications only.

A — Blank End Fitting	2710B, 2810B, 2910B	F — Drop Ceiling Connector	2786, 2886, 2986
B — Cover Clip	2706, 2806, 2906	G — Internal Elbow	2717, 2817, 2917
C — Tee Fitting	2715, 2815, 2915	H — Flat Elbow	2711, 2811, 2911
D — Multimedia Box	CM-MMB-291, CM-MMB-292, CM-MMB-293	I — Device Box	NM2044, NM2044-2, NM2048, NM2048-2
E — External Elbow	2718, 2818, 2918		



**PEP
eco
PASS
PORT®**

Download this product's PEP ecopassport® environmental product declaration at www.legrand.us/resources-and-downloads. This declaration conforms with ISO 14025 and 14040 and is in alignment with EN 15804.

Wire Fill Capacity Charts

Uniduct 2700 Series Raceway Wire Fill Capacity Chart

	CABLE/WIRE SIZE	O.D. (Approx. Dia.) Inches (mm)	40% FILL
UNSHIELDED TWISTED PAIR	4-pair, 24 AWG Cat. 3	0.190 (4.8)	2
	4-pair, 24 AWG Cat. 5e	0.210 (5.3)	1
	4-pair, 24 AWG Cat. 6	0.250 (6.3)	1
	4-pair, 24 AWG Cat. 6a*	0.354 (8.9)	0
	25-pair, 24 AWG	0.410 (10.4)	0
COAXIAL	RG6/U	0.270 (6.9)	1
FIBER	Zip Cord	0.118 x 0.236 (3 x 6)	2
	Round 4 Strand Fiber	0.187 (4.8)	2
	Round 6 Strand Fiber	0.256 (6.5)	1

NOTE: Uniduct Series Raceway is not UL Listed and is only designed for use in protecting low voltage wiring and cabling.

Uniduct 2800 Series Raceway Wire Fill Capacity Chart

	CABLE/WIRE SIZE	O.D. (Approx. Dia.) Inches (mm)	40% FILL
UNSHIELDED TWISTED PAIR	4-pair, 24 AWG Cat. 3	0.190 (4.8)	4
	4-pair, 24 AWG Cat. 5e	0.210 (5.3)	3
	4-pair, 24 AWG Cat. 6	0.250 (6.3)	2
	4-pair, 24 AWG Cat. 6a*	0.354 (8.9)	1
	25-pair, 24 AWG	0.410 (10.4)	1
COAXIAL	RG6/U	0.270 (6.9)	2
FIBER	Zip Cord	0.118 x 0.236 (3 x 6)	4
	Round 4 Strand Fiber	0.187 (4.8)	4
	Round 6 Strand Fiber	0.256 (6.5)	2

Uniduct 2900 Series Raceway Wire Fill Capacity Chart

	CABLE/WIRE SIZE	O.D. (Approx. Dia.) Inches (mm)	40% FILL
UNSHIELDED TWISTED PAIR	4-pair, 24 AWG Cat. 3	0.190 (4.8)	12
	4-pair, 24 AWG Cat. 5e	0.210 (5.3)	10
	4-pair, 24 AWG Cat. 6	0.250 (6.3)	7
	4-pair, 24 AWG Cat. 6a*	0.354 (8.9)	3
	25-pair, 24 AWG	0.410 (10.4)	2
COAXIAL	RG6/U	0.270 (6.9)	6
FIBER	Zip Cord	0.118 x 0.236 (3 x 6)	12
	Round 4 Strand Fiber	0.187 (4.8)	12
	Round 6 Strand Fiber	0.256 (6.5)	6

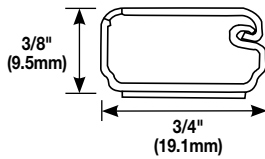
NOTE: Wire capacity is reduced to allow for proper conductor bend radius and maximum permissible heat rise.

* Category 6 augmented (6a) cable for 10 gigabit ethernet – max allowed cable diameter per addenda No. 11 ANSI TIA/EIA 568-B.2.

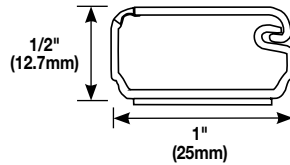
Uniduct Raceway Profiles

Uniduct Latching Raceway – One-piece latching raceway with co-extruded design, smooth plastic finish.
Available in both 6' and 8' (1.8m and 2.4m) lengths.

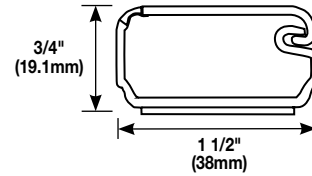
2700/2700L8



2800/2800L8



2900/2900L8

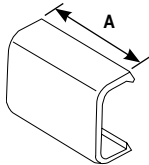


Fittings for Uniduct Latching Raceway

Catalog No./Item

Description/Specifications

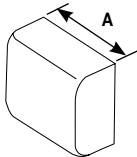
2706
2806
2906



Cover Clip – Covers joint where sections of 2700, 2800 or 2900 Series Raceway Cover come together.

Cat. No.	A
2706	1" (25mm)
2806	1 1/2" (38mm)
2906	2" (51mm)

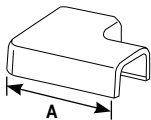
2710B
2810B
2910B



Blank End Fitting – Closes off open ends of 2700, 2800 or 2900 Series Raceway.

Cat. No.	A
2710B	1" (25mm)
2810B	1 3/8" (35mm)
2910B	1 3/4" (44mm)

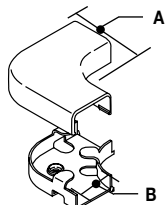
2711
2811
2911



90° Flat Elbow – Makes right angle turns on same surface.

Cat. No.	A
2711	1 1/2" (38mm) Each Leg
2811	2" (51mm) Each Leg
2911	2 3/4" (70mm) Each Leg

2811FO
2911FO



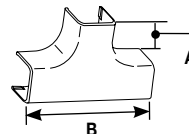
Bend Radius Compliant Flat Elbow – Makes right angle turns on the same surface. Maintains 1 1/4" (32mm) bend radius control when installing UTP and fiber optic cable.

Cat. No.	A	B
2811FO	3" (76mm)	2 1/4" (57mm)
2911FO	3 1/2" (89mm)	2 1/4" (57mm)

Catalog No./Item

Description/Specifications

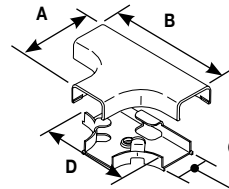
2715
2815
2915



Tee – Makes right angle branches of 2700, 2800, or 2900 Series Raceway.

Cat. No.	A	B
2700	1 1/16" (17mm)	2 3/16" (56mm)
2800	7/8" (22mm)	2 7/8" (73mm)
2900	1 1/8" (29mm)	3 7/8" (98mm)

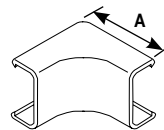
2815FO
2915FO



Bend Radius Compliant Tee – Makes right angle branches of 2700, 2800, or 2900 Series Raceway. Maintains 1 1/4" (32mm) bend radius control when installing UTP and fiber optic cable.

Cat. No.	A	B	C	D
2815FO	1 15/16" (49mm)	5" (127mm)	1 1/4" (32mm)	3 1/2" (89mm)
2915FO	1 15/16" (49mm)	5 1/2" (140mm)	1 1/4" (32mm)	4" (102mm)

2717
2817
2917

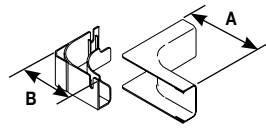
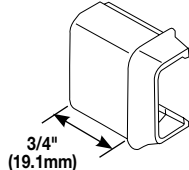
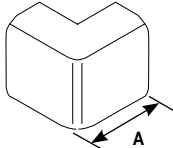
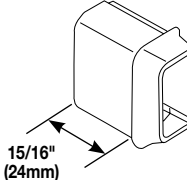
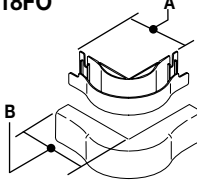
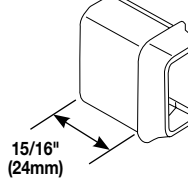
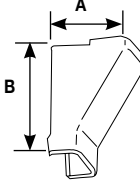



Internal Elbow – Makes right angle turns around internal corners.

Cat. No.	A
2717	1 1/4" (32mm) Each Leg
2817	1 1/2" (38mm) Each Leg
2917	2 1/4" (57mm) Each Leg


NOTE: No suffix denotes Ivory finish. Add "-WH" suffix for White finish and "-FW" suffix for Fog White finish.

Fittings for Uniduct Latching Raceway (continued)


Catalog No./Item	Description/Specifications	Catalog No./Item	Description/Specifications
2817FO 2917FO	Bend Radius Compliant Internal Elbow – Makes right angle turns around internal corners. Maintains 1 1/4" (32mm) bend radius control when installing UTP and fiber optic cable. 	2889	Reducing Connector (2800 – 2700) – Makes transition from 2800 Series Raceway to 2700 Series Raceway. 
2718 2818 2918	External Elbow – Makes right angle turns around external corners. 	2989	Reducing Connector (2900 – 2800) – Makes transition from 2900 Series Raceway to 2800 Series Raceway. 
2818FO 2918FO	Bend Radius Compliant External Elbow – Makes right angle turns around external corners. Maintains 1 1/4" (32mm) bend radius control when installing UTP and fiber optic cable. 	2989A	Reducing Connector (2900-2700) – Makes transition from 2900 Series Raceway to 2700 Series Raceway. 
2786 2886 2986	Drop Ceiling Connector – Connects drops of cables from ceiling into the raceway. 	PVC-1	PVC Cutter – Regular duty cutter. Ideal for use with Uniduct 2700, 2800, and 2900 Series Raceway. 

NOTE: No suffix denotes Ivory finish. Add “-WH” suffix for White finish and “-FW” suffix for Fog White finish.


Uniduct Communication & Device Box Compatibility



Uniduct boxes with Pass & Seymour Activate™ Inserts. Activate Inserts can be mounted flush or angled, on either one-gang or two-gang boxes depending on the application.



Bend Radius Compliant Fittings for 2800 and 2900 Series Raceways. Maintain 1 1/4" (32mm) bend radius when installing UTP and fiber optic cable.



For ease of installing cables, the base has cable retention fingers that hold the cables in place until the cover is installed.

Communication & Device Boxes for use with Uniduct Latching Raceway

Catalog No./Item	Description/Specifications	Catalog No./Item	Description/Specifications
CM-MMB-291 	One Insert Multimedia Box – Accepts one 2A size Wiremold Open System CM2 Module or one Pass & Seymour Activate Series Insert. Compatible with Uniduct 2700 and 2800 Series Raceways.	NM2044-2* 	Two-Gang Extra Deep Device Box – Mounts multiple voice and data devices when additional depth is required. Has concentric twistouts for 2700, 2800, 2900, and NM2000 Series Raceways on both sides of device box. Base has rectangular knockout for extension to wall box and concentric 1/2" and 3/4" trade size knockouts.
CM-MMB-292 	Two Insert Multimedia Box – Accepts two 2A size Wiremold Open System CM2 Modules or two Pass & Seymour Activate Series Inserts. Includes fiber storage loop. Compatible with Uniduct 2700, 2800, and 2900 Series Raceways.	NM2048* 	Deep Device Box – Mounts deep voice and data devices. Has concentric twistouts for 2700, 2800, 2900, and NM2000 Series Raceways on each side of device box and rectangular knockout in base for extension to wall box.
CM-MMB-293 	Three Insert Multimedia Box – Accepts three 2A size Wiremold Open System CM2 Modules or Three Pass & Seymour Activate Series Inserts. Includes Fiber storage loop. Compatible with 2700, 2800, and 2900 Series Raceways.	NM2048-2* 	Two-Gang Deep Device Box – Mounts multiple voice and data devices. Has concentric twistouts for 2700, 2800, 2900, and NM2000 Series Raceways on each side of device box. Base has rectangular knockout for extension to wall box and concentric 1/2" and 3/4" trade size knockouts.
NM2044* 	Extra Deep Device Box – Mounts voice and data devices when additional depth is required. Has concentric twistouts for 2700, 2800, 2900, and NM2000 Series Raceways on both sides of device box and rectangular knockout in base for extension to wall box.		

NOTE: No suffix denotes Ivory finish. Add "-WH" suffix for White finish and "-FW" suffix for Fog White finish.

* Accepts industry standard NEMA faceplates for communication applications.

NOTES

NOTES



Electrical Wiring Systems

60 Woodlawn Street
West Hartford, CT 06110
Phone: 1.877.BY.LEGRAND (295-3472)
www.legrand.us

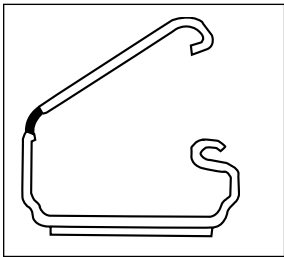
570 Applewood Crescent
Vaughan, Ontario L4K 4B4
Phone: 905.738.9195
www.legrand.ca



One-Piece, Nonmetallic, Latching Raceway For Low Voltage Applications

Uniduct® Series 2700, 2800, 2900 Latching Raceway Systems are one-piece, single channel, nonmetallic raceways ideally suited for routing and protecting fiber optic, UTP, and other low-voltage (50V or less) cabling in an easy to install, aesthetically pleasing application.

Uniduct Series 2800 and 2900 Raceway radiused fittings (FO) maintain 1 1/4" (32mm) bend radius control and are the perfect solution for even the most demanding cabling applications.




The Uniduct Raceway design features a co-extruded flexible PVC hinge that prevents cracking and splitting even after numerous openings and closings.




FEATURES & BENEFITS

- **One-piece design with adhesive backing.** Easy to handle. Makes installation quick and easy.
- **Available in three low profile sizes, in both 6' & 8' (1.8m & 2.4m) lengths.** Allows flexibility for cabling requirements. Six- and eight-foot (1.8m and 2.4m) lengths minimize cutting, cover clips, and scraps.
- **Three standard colors.** Stock colors are ivory, white, and fog white (matches with Ortronics® White). Consult factory for custom colors. Paintable using latex paint.
- **Durable, flexible hinge construction.** Allows for repeated openings and closings while maintaining product integrity and aesthetics. Easy open and snap-close latch facilitates installations, moves, and changes.
- **Durable, impact-resistant PVC construction.** Easy to cut and trim.
- **Full range of fittings.** Surface mount boxes and multipoint workstation outlets makes installations quick and easy.
- **Bend radius compliant fittings for 2800 and 2900 Series Raceways.** Maintain 1 1/4" (32mm) bend radius control required for UTP and fiber optic cable.
- **Datacom connectivity options.** Accepts industry standard and proprietary devices from a wide range of manufacturers to provide a seamless and aesthetically pleasing interface for voice, data, audio, and video applications at the point of use.



Uniduct® 2700 Series Raceway

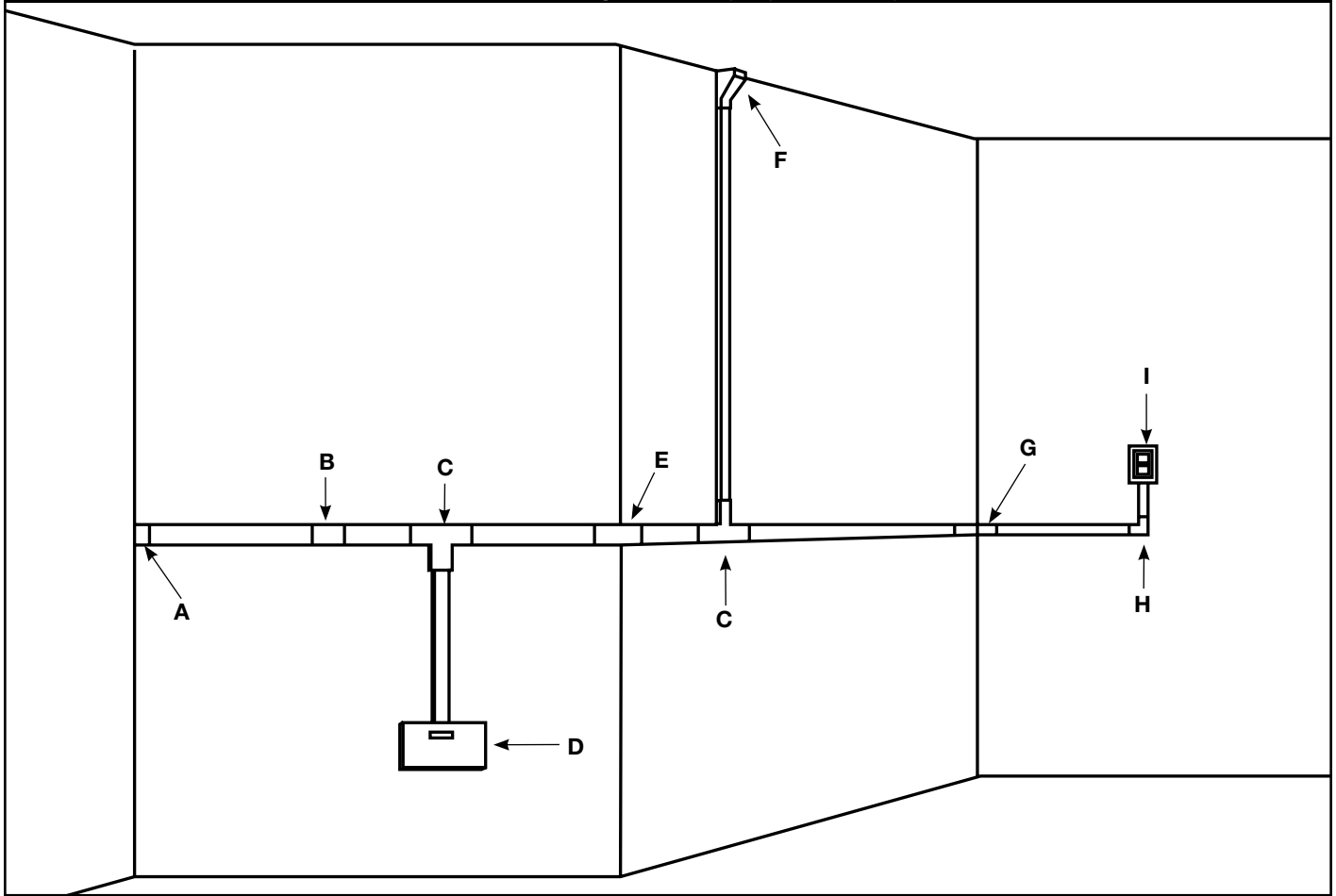


Uniduct® 2800 Series Raceway



Uniduct® 2900 Series Raceway

Uniduct Latching Raceway System Layout



NOTE: Illustration is for showing product applications only.

A — Blank End Fitting	2710B, 2810B, 2910B	F — Drop Ceiling Connector	2786, 2886, 2986
B — Cover Clip	2706, 2806, 2906	G — Internal Elbow	2717, 2817, 2917
C — Tee Fitting	2715, 2815, 2915	H — Flat Elbow	2711, 2811, 2911
D — Multimedia Box	CM-MMB-291, CM-MMB-292, CM-MMB-293	I — Device Box	NM2044, NM2044-2, NM2048, NM2048-2
E — External Elbow	2718, 2818, 2918		



**PEP
eco
PASS
PORT®**

Download this product's PEP ecopassport® environmental product declaration at www.legrand.us/resources-and-downloads. This declaration conforms with ISO 14025 and 14040 and is in alignment with EN 15804.

Wire Fill Capacity Charts

Uniduct 2700 Series Raceway Wire Fill Capacity Chart

	CABLE/WIRE SIZE	O.D. (Approx. Dia.) Inches (mm)	40% FILL
UNSHIELDED TWISTED PAIR	4-pair, 24 AWG Cat. 3	0.190 (4.8)	2
	4-pair, 24 AWG Cat. 5e	0.210 (5.3)	1
	4-pair, 24 AWG Cat. 6	0.250 (6.3)	1
	4-pair, 24 AWG Cat. 6a*	0.354 (8.9)	0
	25-pair, 24 AWG	0.410 (10.4)	0
COAXIAL	RG6/U	0.270 (6.9)	1
FIBER	Zip Cord	0.118 x 0.236 (3 x 6)	2
	Round 4 Strand Fiber	0.187 (4.8)	2
	Round 6 Strand Fiber	0.256 (6.5)	1

NOTE: Uniduct Series Raceway is not UL Listed and is only designed for use in protecting low voltage wiring and cabling.

Uniduct 2800 Series Raceway Wire Fill Capacity Chart

	CABLE/WIRE SIZE	O.D. (Approx. Dia.) Inches (mm)	40% FILL
UNSHIELDED TWISTED PAIR	4-pair, 24 AWG Cat. 3	0.190 (4.8)	4
	4-pair, 24 AWG Cat. 5e	0.210 (5.3)	3
	4-pair, 24 AWG Cat. 6	0.250 (6.3)	2
	4-pair, 24 AWG Cat. 6a*	0.354 (8.9)	1
	25-pair, 24 AWG	0.410 (10.4)	1
COAXIAL	RG6/U	0.270 (6.9)	2
FIBER	Zip Cord	0.118 x 0.236 (3 x 6)	4
	Round 4 Strand Fiber	0.187 (4.8)	4
	Round 6 Strand Fiber	0.256 (6.5)	2

Uniduct 2900 Series Raceway Wire Fill Capacity Chart

	CABLE/WIRE SIZE	O.D. (Approx. Dia.) Inches (mm)	40% FILL
UNSHIELDED TWISTED PAIR	4-pair, 24 AWG Cat. 3	0.190 (4.8)	12
	4-pair, 24 AWG Cat. 5e	0.210 (5.3)	10
	4-pair, 24 AWG Cat. 6	0.250 (6.3)	7
	4-pair, 24 AWG Cat. 6a*	0.354 (8.9)	3
	25-pair, 24 AWG	0.410 (10.4)	2
COAXIAL	RG6/U	0.270 (6.9)	6
FIBER	Zip Cord	0.118 x 0.236 (3 x 6)	12
	Round 4 Strand Fiber	0.187 (4.8)	12
	Round 6 Strand Fiber	0.256 (6.5)	6

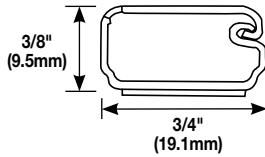
NOTE: Wire capacity is reduced to allow for proper conductor bend radius and maximum permissible heat rise.

* Category 6 augmented (6a) cable for 10 gigabit ethernet – max allowed cable diameter per addenda No. 11 ANSI TIA/EIA 568-B.2.

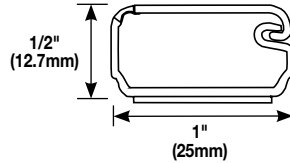
Uniduct Raceway Profiles

Uniduct Latching Raceway – One-piece latching raceway with co-extruded design, smooth plastic finish.
Available in both 6' and 8' (1.8m and 2.4m) lengths.

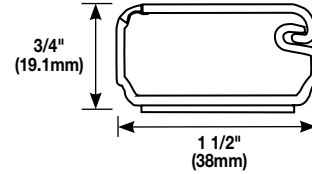
2700/2700L8



2800/2800L8



2900/2900L8

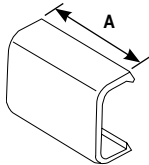


Fittings for Uniduct Latching Raceway

Catalog No./Item

Description/Specifications

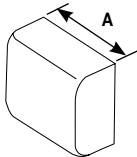
2706
2806
2906



Cover Clip – Covers joint where sections of 2700, 2800 or 2900 Series Raceway Cover come together.

Cat. No.	A
2706	1" (25mm)
2806	1 1/2" (38mm)
2906	2" (51mm)

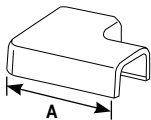
2710B
2810B
2910B



Blank End Fitting – Closes off open ends of 2700, 2800 or 2900 Series Raceway.

Cat. No.	A
2710B	1" (25mm)
2810B	1 3/8" (35mm)
2910B	1 3/4" (44mm)

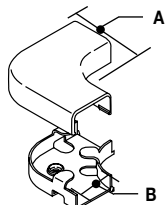
2711
2811
2911



90° Flat Elbow – Makes right angle turns on same surface.

Cat. No.	A
2711	1 1/2" (38mm) Each Leg
2811	2" (51mm) Each Leg
2911	2 3/4" (70mm) Each Leg

2811FO
2911FO



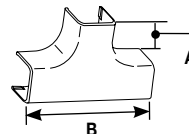
Bend Radius Compliant Flat Elbow – Makes right angle turns on the same surface. Maintains 1 1/4" (32mm) bend radius control when installing UTP and fiber optic cable.

Cat. No.	A	B
2811FO	3" (76mm)	2 1/4" (57mm)
2911FO	3 1/2" (89mm)	2 1/4" (57mm)

Catalog No./Item

Description/Specifications

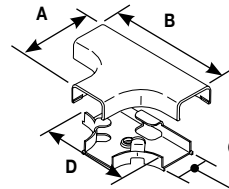
2715
2815
2915



Tee – Makes right angle branches of 2700, 2800, or 2900 Series Raceway.

Cat. No.	A	B
2700	1 1/16" (17mm)	2 3/16" (56mm)
2800	7/8" (22mm)	2 7/8" (73mm)
2900	1 1/8" (29mm)	3 7/8" (98mm)

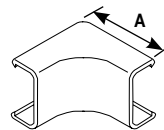
2815FO
2915FO



Bend Radius Compliant Tee – Makes right angle branches of 2700, 2800, or 2900 Series Raceway. Maintains 1 1/4" (32mm) bend radius control when installing UTP and fiber optic cable.

Cat. No.	A	B	C	D
2815FO	1 15/16" (49mm)	5" (127mm)	1 1/4" (32mm)	3 1/2" (89mm)
2915FO	1 15/16" (49mm)	5 1/2" (140mm)	1 1/4" (32mm)	4" (102mm)

2717
2817
2917






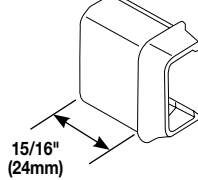




Internal Elbow – Makes right angle turns around internal corners.

Cat. No.	A
2717	1 1/4" (32mm) Each Leg
2817	1 1/2" (38mm) Each Leg
2917	2 1/4" (57mm) Each Leg


NOTE: No suffix denotes Ivory finish. Add "-WH" suffix for White finish and "-FW" suffix for Fog White finish.

Fittings for Uniduct Latching Raceway (continued)

Catalog No./Item	Description/Specifications	Catalog No./Item	Description/Specifications
2817FO 2917FO	Bend Radius Compliant Internal Elbow – Makes right angle turns around internal corners. Maintains 1 1/4" (32mm) bend radius control when installing UTP and fiber optic cable. 	2889	Reducing Connector (2800 – 2700) – Makes transition from 2800 Series Raceway to 2700 Series Raceway. 
2718 2818 2918	External Elbow – Makes right angle turns around external corners. 	2989	Reducing Connector (2900 – 2800) – Makes transition from 2900 Series Raceway to 2800 Series Raceway. 
2818FO 2918FO	Bend Radius Compliant External Elbow – Makes right angle turns around external corners. Maintains 1 1/4" (32mm) bend radius control when installing UTP and fiber optic cable. 	2989A	Reducing Connector (2900-2700) – Makes transition from 2900 Series Raceway to 2700 Series Raceway. 
2786 2886 2986	Drop Ceiling Connector – Connects drops of cables from ceiling into the raceway. 	PVC-1	PVC Cutter – Regular duty cutter. Ideal for use with Uniduct 2700, 2800, and 2900 Series Raceway. 

NOTE: No suffix denotes Ivory finish. Add “-WH” suffix for White finish and “-FW” suffix for Fog White finish.


Uniduct Communication & Device Box Compatibility



Uniduct boxes with Pass & Seymour Activate™ Inserts. Activate Inserts can be mounted flush or angled, on either one-gang or two-gang boxes depending on the application.



Bend Radius Compliant Fittings for 2800 and 2900 Series Raceways. Maintain 1 1/4" (32mm) bend radius when installing UTP and fiber optic cable.



For ease of installing cables, the base has cable retention fingers that hold the cables in place until the cover is installed.

Communication & Device Boxes for use with Uniduct Latching Raceway

Catalog No./Item	Description/Specifications	Catalog No./Item	Description/Specifications
CM-MMB-291 	One Insert Multimedia Box – Accepts one 2A size Wiremold Open System CM2 Module or one Pass & Seymour Activate Series Insert. Compatible with Uniduct 2700 and 2800 Series Raceways.	NM2044-2* 	Two-Gang Extra Deep Device Box – Mounts multiple voice and data devices when additional depth is required. Has concentric twistouts for 2700, 2800, 2900, and NM2000 Series Raceways on both sides of device box. Base has rectangular knockout for extension to wall box and concentric 1/2" and 3/4" trade size knockouts.
CM-MMB-292 	Two Insert Multimedia Box – Accepts two 2A size Wiremold Open System CM2 Modules or two Pass & Seymour Activate Series Inserts. Includes fiber storage loop. Compatible with Uniduct 2700, 2800, and 2900 Series Raceways.	NM2048* 	Deep Device Box – Mounts deep voice and data devices. Has concentric twistouts for 2700, 2800, 2900, and NM2000 Series Raceways on each side of device box and rectangular knockout in base for extension to wall box.
CM-MMB-293 	Three Insert Multimedia Box – Accepts three 2A size Wiremold Open System CM2 Modules or Three Pass & Seymour Activate Series Inserts. Includes Fiber storage loop. Compatible with 2700, 2800, and 2900 Series Raceways.	NM2048-2* 	Two-Gang Deep Device Box – Mounts multiple voice and data devices. Has concentric twistouts for 2700, 2800, 2900, and NM2000 Series Raceways on each side of device box. Base has rectangular knockout for extension to wall box and concentric 1/2" and 3/4" trade size knockouts.
NM2044* 	Extra Deep Device Box – Mounts voice and data devices when additional depth is required. Has concentric twistouts for 2700, 2800, 2900, and NM2000 Series Raceways on both sides of device box and rectangular knockout in base for extension to wall box.		

NOTE: No suffix denotes Ivory finish. Add "-WH" suffix for White finish and "-FW" suffix for Fog White finish.

* Accepts industry standard NEMA faceplates for communication applications.

NOTES



Electrical Wiring Systems

60 Woodlawn Street
West Hartford, CT 06110
Phone: 1.877.BY.LEGRAND (295-3472)
www.legrand.us

570 Applewood Crescent
Vaughan, Ontario L4K 4B4
Phone: 905.738.9195
www.legrand.ca

