



# WIRE TERMINATION

## Grounding Accessories



- Solid and stranded pigtail lead wires are convenient for device grounding applications
- Grounding screws offer a unique thread-forming, hole-finding feature plus combination hex, Phillips, slotted and Robertson head
- Safe, fast and efficient for cost-effective grounding jobs
- Ensures compliance with Article 250 of the National Electrical Code

### Non-Grounding Pigtails

- 8 in. 12 AWG Stranded Pigtails – White or Black, #10 Fork & Stripped end



Stranded Wire



Solid Wire



Pigtail Wire Connectors



Grounding Screws

Solid Wire Grounding Tails	Quantity/Pkg.	Cat. No.
14 AWG solid, 8 in. tail w/loop & ground screw and stripped end	Box of 50	<b>30-3390</b>
12 AWG solid, 6.5" tail w/loop & ground screw and stripped end	Box of 50	<b>30-3404</b>
12 AWG solid, 6.5" tail w/loop & ground screw and stripped end	Bulk Pack of 1,000	<b>30-3402</b>
12 AWG solid, 8 in. tail w/loop & ground screw and stripped end	Box of 50	<b>30-3392</b>
12 AWG solid, 8 in. tail w/loop & ground screw and stripped end	Plastic Box of 100	<b>30-3399</b>
12 AWG solid, 8 in. tail w/loop & ground screw and stripped end	Bulk Pack of 1,000	<b>30-3496</b>
12 AWG solid, 10 in. tail w/loop & ground screw and stripped end	Bag of 50	<b>30-3410</b>
12 AWG solid, 10 in. tail w/loop & ground screw and stripped end	Bulk Pack of 500	<b>30-3394</b>
12 AWG solid, 12 in. tail w/loop & ground screw and stripped end	Box of 50	<b>30-3498</b>
12 AWG solid, 12 in. tail w/loop & ground screw and stripped end	Bulk Pack of 1,000	<b>30-3396</b>
Stranded Wire Grounding Tails	Quantity/Pkg.	Cat. No.
14 AWG stranded, 8 in. tail w/#10 fork & #10 ring and ground screw	Bag of 25	<b>30-3183</b>
12 AWG stranded, 8 in. tail w/#10 fork & #10 ring and ground screw	Bag of 25	<b>30-3184</b>
12 AWG stranded, 8 in. tail w/#10 ring & ground screw and stripped end	Bulk Pack of 1,000	<b>30-3201</b>
12 AWG stranded, 8 in. tail w/#10 fork & #10 ring and ground screw	Bulk pack of 1,000 (bundle of 50)	<b>30-3284</b>
12 AWG stranded, 8 in. tail w/#10 fork & #10 ring and ground screw	Plastic box of 50	<b>30-3385</b>
12 AWG stranded, 8 in. tail w/#10 fork & #10 ring	Bulk pack of 1,000	<b>30-3285</b>
12 AWG stranded, 8 in. tail w/#10 fork and stripped end	Bag of 25	<b>30-3480</b>
12 AWG stranded, 8 in. tail w/#10 fork and stripped end	Bulk pack of 1,000	<b>30-3580</b>

Stranded Wire Grounding Tails (cont.)	Quantity/Pkg.	Cat. No.
12 AWG stranded, 10 in. tail w/#10 fork & #10 ring and ground screw	Box of 50	<b>30-3310</b>
12 AWG stranded, 10 in. tail w/#10 fork & #10 ring and ground screw	Bulk pack of 500	<b>30-3311</b>
12 AWG stranded, 12 in. tail w/#10 fork & #10 ring and ground screw	Box of 50	<b>30-3412</b>
12 AWG stranded, 12 in. tail w/#10 fork & #10 ring and ground screw	Bulk pack of 1,000	<b>30-3413</b>
Combo Tails	Quantity/Pkg.	Cat. No.
2-wire combo: 12 AWG solid tail, one stripped end, one end w/ground screw; joined to 12 AWG stranded tail at a ring terminal, w/fork terminal on second end	Box of 500	<b>30-3286</b>
2-wire combo: 12 AWG stranded w/#10 ring & ground screw, one stripped-end tail and one #10 fork tail	Bag of 25	<b>30-3287</b>
2-wire combo: 12 AWG stranded w/#10 ring and ground screw and two #10 fork tails	Bag of 25	<b>30-3288</b>
3-wire combo: 12 AWG stranded w/#10 ring & ground screw, one stripped-end tail and two #10 fork tails	Bag of 25	<b>30-3289</b>
Miscellaneous Grounding Products	Quantity/Pkg.	Cat. No.
Ground screw, thread-forming, hole-finding, combination hex, Phillips, slotted and Robertson tip	Jar of 100	<b>30-3594</b>
	Card of 50	<b>30-3194</b>
Non-Grounding Stranded Wire Pigtails	Quantity/Pkg.	Cat. No.
12 AWG stranded, 8 in. tail w/#10 fork and stripped end, white	Bag of 25	<b>30-3470</b>
12 AWG stranded, 8 in. tail w/#10 fork and stripped end, white	Bulk pack of 1,000	<b>30-3570</b>
12 AWG stranded, 8 in. tail w/#10 fork and stripped end, black	Bag of 25	<b>30-3471</b>
12 AWG stranded, 8 in. tail w/#10 fork and stripped end, black	Bulk pack of 1,000	<b>30-3571</b>






# WIRE TERMINATION

## Steel Crimp Connectors



- Designed for making fast, permanent, pressure-type connections
- Long, zinc-plated steel sleeves maximize contact area with conductors
- Will not vibrate loose when securely crimped
- UL Listed to 486C and CSA Certified to C22.2 #188; comply with Federal Specification W-S-610E.

Model	Wire Combination Range	Quantity	Cat. No.
410 	600V 18 thru 10 AWG Min. 1 #14 & 1 #18 Max. 2 #10 & 2 #14	Box of 100	<b>30-410</b>
		Carton of 1,000	<b>30-510</b>
		Keg of 10,000	<b>30-610</b>
	600V 18 thru 8 AWG Min. 3 #12 Max. 4 #10	Box of 50	<b>30-411</b>
		Carton of 1,000	<b>30-511</b>
	600V 18 thru 4 AWG Min. 1 #14 & 1 #16 Max. 2 #8 & 1 #6	Box of 50	<b>30-412</b>
		Carton of 1,000	<b>30-512</b>

**IDEAL hand crimp tools U.L. listed for Model 410, 411, 412:**  
**30-425, 30-429, 30-430.**



## Wrap-Cap® Insulators

- Provide high dielectric and physical protection for UL Listed, non-insulated pressure-type wire connectors
- Cap and loop design eliminates need for tape
- Unique design completely covers splice – insulates both around and between wires
- Reusable and easy to install
- UL Listed to 486C and CSA Certified for 600V maximum building wiring (1,000V maximum for fixtures and signs); temperature rated at 75°C (167°F) maximum






Model	Description	Quantity	Cat. No.
415	Insulator Model 410 Connectors can also be used on Buchanan 2006S & 2011S Copper Crimps	Box of 50	<b>30-445</b>
		Carton of 1,000	<b>30-515</b>
417	Insulator for Model 411 & 412 Connectors can also be used on Buchanan 2011S Copper Crimps	Box of 25	<b>30-447</b>
		Carton of 1,000	<b>30-517</b>



## Pre-Insulated Crimp Connectors

- Three models cover a wide range of wire combinations from 22 AWG stranded through 8 AWG stranded
- Compact design fits easily into tight locations
- Flared skirt protects against turned-back strands
- Beveled opening eases wire entry
- Tough, UL 94V-2 flame-retardant shell rated at 105°C (221°F)

Model	Wire Combination Range	Quantity	Cat. No.
48 	600V* Min. 2 #22 Max. 1 #14 w/2 #18	1,000	<b>30-245</b>
		10,000	<b>30-645</b>
49 	600V* Min. 1 #22 w/1 #18 Max. 1 #12 w/1 #16	1,000	<b>30-249</b>
		10,000	<b>30-649</b>
NC-8 	600V* Min. 4 w/#16 Max. 1 #12 w/4 #14	1,000	<b>30-148</b>
		5,000	<b>30-648</b>

\*1,000V maximum in fixtures and signs.



## 800 Series Nylon Intermediate Heavy Duty Terminal Blocks

The **800 Series** line of 600V blocks is conservatively rated up to 150A for a single 1/0 AWG copper wire.



- Exceptionally compact block accepts single wire or combinations up to 1/0
- 92 circuits per 6 foot length
- Tubular screw contact style accepts AWG sizes from 12 to 1/0, solid or stranded
- Two-way mounting base fits standard channel or mounts directly to flat surfaces
- Only one end section needed per block assembly
- Readily identifiable circuits – write directly on painted marking surface or use removable vinyl marking strip
- Nylon housing for rugged applications, 7/16 -20 slotted headless screws
- Snap-fit with Heavy-Duty Nylon and Phenolic and Fuse Blocks

### Specifications

**Center-to-Center Spacing:** .75 in. CL: 16 circuits per foot.

WIRE RANGE: Solid or Stranded

**Tubular Screw** – 1 #1/0, 1 #1 AWG, 1 #2 AWG, 1 or 2 #4 AWG, 1 to 3 #6 AWG, 2, 3 or 5 #8 AWG, 1 to 6 #10 AWG, 1 to 7 #12 AWG

## 400 Series Phenolic Ultra Heavy Duty – 250 KCMIL (MCM) Terminal Blocks

This **Ultra Heavy Duty** line is rated up to 255A with a single 250 MCM conductor.



- Compact block accepts wire sizes up to 2/0 or 250 KCMIL (MCM)
- 57 circuits per 6 foot length
- Tubular screw contact style for maximum electrical rating
- Block mounts directly on flat surface or standard channel
- Only one end section needed per block assembly
- Readily identifiable circuits – write directly on painted marking area or use removable vinyl marking strip
- Hex socket screws allow maximum torque when using large wire sizes
- High current capacity snap-fit sectional blocks do not snap-fit with other block styles

### Specifications

**Center-to-Center Spacing:** 1.19 in. CL: 9 circuits per foot.

WIRE RANGE: Solid or Stranded

**Tubular Screw** – 1 #2/0, 1 #1/0, 1 #1 AWG, 1 or 2 #2 AWG, 1 to 3 #4 AWG, 1 to 3 #6 AWG, 1 to 4 #8 AWG, 1 to 6 #10 AWG, 2 to 8 #12 AWG



**Tubular Screw** – 1 #250 KCMIL, 1 #4/0, 1 #3/0, 1 or 2 #2/0, 1 or 2 #1/0, 1 or 2 #1 AWG, 1 to 3 #2 AWG, 1 to 4 #4 AWG, 1 to 5 #6 AWG

### Ordering Information - pgs. A-30 & A-31

Catalog Number		Mounting Style	Ampacity	Contact Type	Screw Type	Wire Range (AWG)	Wire Strip Length
824	Painted	Two-Way Mounting Base	150A	Tubular Screw	7/16-20 Slotted Headless	12 to 1/0	11/16 in.
830	—	End-Section	—	—	—	—	—
426	Painted	Two-Way Mounting Base	175A	Tubular Screw	1/2-30 Hex Socket	#12-2/0	1 in.
427	Painted	Two-Way Mounting Base	255A	Tubular Screw	3/4-16 Hex Socket	#6-250 KCMIL/MCM	1 in.
430	—	End-Section	—	—	—	—	—
351	—	Direct Mount (Flat Base)	30A	Strap Screw	10-32 Binding Head	#22 to #8	—
0351	—	Channel Mount (Dovetail Base)					
358	—	Direct Mount (Flat Base)	30A	Strap Clamp	8-32 Pan Head w/Clamp	#18 to #8	1/2 in.
0358	—	Channel Mount (Dovetail Base)					
352	—	Direct Mount (Flat Base)	30A	Tubular Screw	1/4-28 Set Screw	#18 to #8	1/2 in.
0352	—	Channel Mount (Dovetail Base)					
330	—	End-Section (Direct Mount)	—	—	—	—	—
0330	—	End-Section (Channel Mount)	—	—	—	—	—
Catalog Number		Number of Circuits	Ampacity	Contact Type	Screw Type	Wire Range (AWG)	
B102		2	50A	Strap Screw (Steel)	10-32 Slotted Binding Head	#18 to #8	
B104		4					
B106		6					
B108		8					
B112		12					

## Splice Cap Crimp Connectors

- Designed for making fast, permanent, pressure-type connections
- Solid copper sleeves require less crimping pressure
- Resist corrosion in harsh environments
- UL 486C Listed and CSA C22.2 #188 Certified; comply with Federal Specification W-S-61D


Description	Wire Combination Range	Quantity	Cat. No.
 Copper Crimp Connector	600V* 18 to 10 AWG Min. 2 #18 Max. 4 #12	Box of 100	<b>2006S</b>
		Bag of 1,000	<b>2006SB</b>
 Copper Crimp Connector	600V* 14 to 4 AWG Min. 2 #10 Max. 2 #6	Box of 50	<b>2011S</b>
		Bag of 500	<b>2011SB</b>

\*1,000V maximum in fixtures and signs




## Splice Cap Insulators

- Convenient, safe and fast installation
- Snap-on nylon construction
- Rated at 105°C (221°F) – 600V (1,000V maximum in fixtures and signs)

For Connector Model	Quantity	Cat. No.
 2006S	Box of 100	<b>2007</b>
	Bag of 1,000	<b>2007B</b>
 2011S	Box of 50	<b>2014</b>
	Bag of 500	<b>2014B</b>




## Four-Way Crimp Tool

- Patented design ensures even compression and reliable connectors
- Spring-loaded, cam-actuated plungers
- Fingertip adjustment for different connector sizes






Description	Cat. No.
Four-Way Crimp Tool	<b>C-24</b>



## Mounting Channels

Mounting Channels	Length	Cat. No.	For use with:
 <b>Miniature Channel</b>	3 ft.	<b>12</b>	Heavy-Duty (200 Series) Miniature (100 Series)
 <b>Steel Channel</b>	6 ft. 3 ft.	<b>60</b> <b>63</b>	Medium Duty (900 Series) Heavy Duty (200 Series) Intermediate Heavy Duty (800 Series) Ultra Heavy Duty (400 Series) Fuse Blocks (300 Series)
 <b>Aluminum Channel (Pre-punched)</b>	6 ft. 3 ft.	<b>64</b> <b>67</b>	Medium Duty (900 Series) Heavy Duty (200 Series) Intermediate Heavy Duty (800 Series) Ultra Heavy Duty (400 Series) Fuse Blocks (300 Series)

## Channel Clamps


Mounting Channels	Cat. No.	For use with:
 <b>Miniature Clamp</b>	<b>11</b>	High Density Miniature (100 Series) Heavy-Duty (200 Series)
 <b>Universal Clamp</b>	<b>68</b>	High Density Miniature (100 Series) Medium Duty (900 Series) Heavy Duty (200 Series) Intermediate Heavy Duty (800 Series) Ultra Heavy Duty (400 Series) Fuse Blocks (300 Series)
 <b>Screw Clamp</b>	<b>61</b>	High Density Miniature (100 Series) Medium Duty (900 Series) Heavy Duty (200 Series) Intermediate Heavy Duty (800 Series) Ultra Heavy Duty (400 Series) Fuse Blocks (300 Series)

## Jumpers

Description	Cat. No.	Available for:
 <b>Jumpers for Tubular Contacts</b>	<b>41</b>	Heavy-Duty Phenolic (200 Series)
	<b>42</b>	Heavy Duty (200 Series)
	<b>70</b>	Medium Duty (900 Series)
	<b>43</b>	Heavy-Duty Phenolic (200 Series)

## Tuff-Rod™ Fishing Poles

- Strong, lightweight, flexible extendable fiberglass rod kits
- Use to reach and pull wires over suspended ceilings, in cable trays or through interior walls
- Packaged in clear tubes for protection and long-term storage



### Tuff-Rod™ Regular Flex

- 1/4 in. white fiberglass
- Extra stiffness for added control when maneuvering wires

Description	Cat. No.
12 ft. kit with fixed bullet nose and threaded J hook (3 ea. 4 ft. sections)	<b>31-611</b>
24 ft. kit with fixed bullet nose and threaded bullet nose (4 ea. 6 ft. sections)	<b>31-612</b>
12 pack of 1/4 in. x 4 ft. Regular Flex Replacement Rods	<b>31-643</b>
12 pack of 1/4 in. x 6 ft. Regular Flex Replacement Rods	<b>31-644</b>

### Tuff-Rod™ Extra Flex Glow

- 3/16 in. pale green luminescent fiberglass
- Glow-in-the-dark material for easy use in attics, basements and other dim lit areas


Description	Cat. No.
12 ft. kit with fixed bullet nose and threaded J hook (3 ea. 4 ft. sections)	<b>31-631</b>
30 ft. kit with fixed bullet nose and threaded bullet nose (5 ea. 6 ft. sections)	<b>31-633</b>
12 pack of 3/16 in. x 4 ft. Extra Flex Glow Replacement Rods	<b>31-647</b>
12 pack of 3/16 in. x 6 ft. Extra Flex Glow Replacement Rods	<b>31-648</b>

### Accessory Kits

- Includes replacement heads, one threaded bullet nose, one threaded J hook and one threaded whisk



Description	Cat. No.
3/16 in. Accessory kit	<b>31-651</b>
1/4 in. Accessory kit	<b>31-652</b>







# WIRE TERMINATION

## Grounding Accessories



- Solid and stranded pigtail lead wires are convenient for device grounding applications
- Grounding screws offer a unique thread-forming, hole-finding feature plus combination hex, Phillips, slotted and Robertson head
- Safe, fast and efficient for cost-effective grounding jobs
- Ensures compliance with Article 250 of the National Electrical Code

### Non-Grounding Pigtails

- 8 in. 12 AWG Stranded Pigtails – White or Black, #10 Fork & Stripped end



Stranded Wire



Solid Wire



Pigtail Wire Connectors



Grounding Screws

Solid Wire Grounding Tails	Quantity/Pkg.	Cat. No.
14 AWG solid, 8 in. tail w/loop & ground screw and stripped end	Box of 50	<b>30-3390</b>
12 AWG solid, 6.5" tail w/loop & ground screw and stripped end	Box of 50	<b>30-3404</b>
12 AWG solid, 6.5" tail w/loop & ground screw and stripped end	Bulk Pack of 1,000	<b>30-3402</b>
12 AWG solid, 8 in. tail w/loop & ground screw and stripped end	Box of 50	<b>30-3392</b>
12 AWG solid, 8 in. tail w/loop & ground screw and stripped end	Plastic Box of 100	<b>30-3399</b>
12 AWG solid, 8 in. tail w/loop & ground screw and stripped end	Bulk Pack of 1,000	<b>30-3496</b>
12 AWG solid, 10 in. tail w/loop & ground screw and stripped end	Bag of 50	<b>30-3410</b>
12 AWG solid, 10 in. tail w/loop & ground screw and stripped end	Bulk Pack of 500	<b>30-3394</b>
12 AWG solid, 12 in. tail w/loop & ground screw and stripped end	Box of 50	<b>30-3498</b>
12 AWG solid, 12 in. tail w/loop & ground screw and stripped end	Bulk Pack of 1,000	<b>30-3396</b>
Stranded Wire Grounding Tails	Quantity/Pkg.	Cat. No.
14 AWG stranded, 8 in. tail w/#10 fork & #10 ring and ground screw	Bag of 25	<b>30-3183</b>
12 AWG stranded, 8 in. tail w/#10 fork & #10 ring and ground screw	Bag of 25	<b>30-3184</b>
12 AWG stranded, 8 in. tail w/#10 ring & ground screw and stripped end	Bulk Pack of 1,000	<b>30-3201</b>
12 AWG stranded, 8 in. tail w/#10 fork & #10 ring and ground screw	Bulk pack of 1,000 (bundle of 50)	<b>30-3284</b>
12 AWG stranded, 8 in. tail w/#10 fork & #10 ring and ground screw	Plastic box of 50	<b>30-3385</b>
12 AWG stranded, 8 in. tail w/#10 fork & #10 ring	Bulk pack of 1,000	<b>30-3285</b>
12 AWG stranded, 8 in. tail w/#10 fork and stripped end	Bag of 25	<b>30-3480</b>
12 AWG stranded, 8 in. tail w/#10 fork and stripped end	Bulk pack of 1,000	<b>30-3580</b>

Stranded Wire Grounding Tails (cont.)	Quantity/Pkg.	Cat. No.
12 AWG stranded, 10 in. tail w/#10 fork & #10 ring and ground screw	Box of 50	<b>30-3310</b>
12 AWG stranded, 10 in. tail w/#10 fork & #10 ring and ground screw	Bulk pack of 500	<b>30-3311</b>
12 AWG stranded, 12 in. tail w/#10 fork & #10 ring and ground screw	Box of 50	<b>30-3412</b>
12 AWG stranded, 12 in. tail w/#10 fork & #10 ring and ground screw	Bulk pack of 1,000	<b>30-3413</b>
Combo Tails	Quantity/Pkg.	Cat. No.
2-wire combo: 12 AWG solid tail, one stripped end, one end w/ground screw; joined to 12 AWG stranded tail at a ring terminal, w/fork terminal on second end	Box of 500	<b>30-3286</b>
2-wire combo: 12 AWG stranded w/#10 ring & ground screw, one stripped-end tail and one #10 fork tail	Bag of 25	<b>30-3287</b>
2-wire combo: 12 AWG stranded w/#10 ring and ground screw and two #10 fork tails	Bag of 25	<b>30-3288</b>
3-wire combo: 12 AWG stranded w/#10 ring & ground screw, one stripped-end tail and two #10 fork tails	Bag of 25	<b>30-3289</b>
Miscellaneous Grounding Products	Quantity/Pkg.	Cat. No.
Ground screw, thread-forming, hole-finding, combination hex, Phillips, slotted and Robertson tip	Jar of 100	<b>30-3594</b>
	Card of 50	<b>30-3194</b>
Non-Grounding Stranded Wire Pigtails	Quantity/Pkg.	Cat. No.
12 AWG stranded, 8 in. tail w/#10 fork and stripped end, white	Bag of 25	<b>30-3470</b>
12 AWG stranded, 8 in. tail w/#10 fork and stripped end, white	Bulk pack of 1,000	<b>30-3570</b>
12 AWG stranded, 8 in. tail w/#10 fork and stripped end, black	Bag of 25	<b>30-3471</b>
12 AWG stranded, 8 in. tail w/#10 fork and stripped end, black	Bulk pack of 1,000	<b>30-3571</b>






# WIRE TERMINATION

## Steel Crimp Connectors



- Designed for making fast, permanent, pressure-type connections
- Long, zinc-plated steel sleeves maximize contact area with conductors
- Will not vibrate loose when securely crimped
- UL Listed to 486C and CSA Certified to C22.2 #188; comply with Federal Specification W-S-610E.

Model	Wire Combination Range	Quantity	Cat. No.
410 	600V 18 thru 10 AWG Min. 1 #14 & 1 #18 Max. 2 #10 & 2 #14	Box of 100	<b>30-410</b>
		Carton of 1,000	<b>30-510</b>
		Keg of 10,000	<b>30-610</b>
	600V 18 thru 8 AWG Min. 3 #12 Max. 4 #10	Box of 50	<b>30-411</b>
		Carton of 1,000	<b>30-511</b>
	600V 18 thru 4 AWG Min. 1 #14 & 1 #16 Max. 2 #8 & 1 #6	Box of 50	<b>30-412</b>
		Carton of 1,000	<b>30-512</b>

**IDEAL hand crimp tools U.L. listed for Model 410, 411, 412:**  
**30-425, 30-429, 30-430.**



## Wrap-Cap® Insulators

- Provide high dielectric and physical protection for UL Listed, non-insulated pressure-type wire connectors
- Cap and loop design eliminates need for tape
- Unique design completely covers splice – insulates both around and between wires
- Reusable and easy to install
- UL Listed to 486C and CSA Certified for 600V maximum building wiring (1,000V maximum for fixtures and signs); temperature rated at 75°C (167°F) maximum






Model	Description	Quantity	Cat. No.
415	Insulator Model 410 Connectors can also be used on Buchanan 2006S & 2011S Copper Crimps	Box of 50	<b>30-445</b>
		Carton of 1,000	<b>30-515</b>
417	Insulator for Model 411 & 412 Connectors can also be used on Buchanan 2011S Copper Crimps	Box of 25	<b>30-447</b>
		Carton of 1,000	<b>30-517</b>



## Pre-Insulated Crimp Connectors

- Three models cover a wide range of wire combinations from 22 AWG stranded through 8 AWG stranded
- Compact design fits easily into tight locations
- Flared skirt protects against turned-back strands
- Beveled opening eases wire entry
- Tough, UL 94V-2 flame-retardant shell rated at 105°C (221°F)

Model	Wire Combination Range	Quantity	Cat. No.
48 	600V* Min. 2 #22 Max. 1 #14 w/2 #18	1,000	<b>30-245</b>
		10,000	<b>30-645</b>
49 	600V* Min. 1 #22 w/1 #18 Max. 1 #12 w/1 #16	1,000	<b>30-249</b>
		10,000	<b>30-649</b>
NC-8 	600V* Min. 4 w/#16 Max. 1 #12 w/4 #14	1,000	<b>30-148</b>
		5,000	<b>30-648</b>

\*1,000V maximum in fixtures and signs.



## 800 Series Nylon Intermediate Heavy Duty Terminal Blocks

The **800 Series** line of 600V blocks is conservatively rated up to 150A for a single 1/0 AWG copper wire.



- Exceptionally compact block accepts single wire or combinations up to 1/0
- 92 circuits per 6 foot length
- Tubular screw contact style accepts AWG sizes from 12 to 1/0, solid or stranded
- Two-way mounting base fits standard channel or mounts directly to flat surfaces
- Only one end section needed per block assembly
- Readily identifiable circuits – write directly on painted marking surface or use removable vinyl marking strip
- Nylon housing for rugged applications, 7/16 -20 slotted headless screws
- Snap-fit with Heavy-Duty Nylon and Phenolic and Fuse Blocks

### Specifications

**Center-to-Center Spacing:** .75 in. CL: 16 circuits per foot.

WIRE RANGE: Solid or Stranded

**Tubular Screw** – 1 #1/0, 1 #1 AWG, 1 #2 AWG, 1 or 2 #4 AWG, 1 to 3 #6 AWG, 2, 3 or 5 #8 AWG, 1 to 6 #10 AWG, 1 to 7 #12 AWG

## 400 Series Phenolic Ultra Heavy Duty – 250 KCMIL (MCM) Terminal Blocks

This **Ultra Heavy Duty** line is rated up to 255A with a single 250 MCM conductor.



- Compact block accepts wire sizes up to 2/0 or 250 KCMIL (MCM)
- 57 circuits per 6 foot length
- Tubular screw contact style for maximum electrical rating
- Block mounts directly on flat surface or standard channel
- Only one end section needed per block assembly
- Readily identifiable circuits – write directly on painted marking area or use removable vinyl marking strip
- Hex socket screws allow maximum torque when using large wire sizes
- High current capacity snap-fit sectional blocks do not snap-fit with other block styles

### Specifications

**Center-to-Center Spacing:** 1.19 in. CL: 9 circuits per foot.

WIRE RANGE: Solid or Stranded

**Tubular Screw** – 1 #2/0, 1 #1/0, 1 #1 AWG, 1 or 2 #2 AWG, 1 to 3 #4 AWG, 1 to 3 #6 AWG, 1 to 4 #8 AWG, 1 to 6 #10 AWG, 2 to 8 #12 AWG

**Tubular Screw** – 1 #250 KCMIL, 1 #4/0, 1 #3/0, 1 or 2 #2/0, 1 or 2 #1/0, 1 or 2 #1 AWG, 1 to 3 #2 AWG, 1 to 4 #4 AWG, 1 to 5 #6 AWG



### Ordering Information - pgs. A-30 & A-31

Catalog Number		Mounting Style	Ampacity	Contact Type	Screw Type	Wire Range (AWG)	Wire Strip Length
824	Painted	Two-Way Mounting Base	150A	Tubular Screw	7/16-20 Slotted Headless	12 to 1/0	11/16 in.
830	—	End-Section	—	—	—	—	—
426	Painted	Two-Way Mounting Base	175A	Tubular Screw	1/2-30 Hex Socket	#12-2/0	1 in.
427	Painted	Two-Way Mounting Base	255A	Tubular Screw	3/4-16 Hex Socket	#6-250 KCMIL/MCM	1 in.
430	—	End-Section	—	—	—	—	—
351	—	Direct Mount (Flat Base)	30A	Strap Screw	10-32 Binding Head	#22 to #8	—
0351	—	Channel Mount (Dovetail Base)					
358	—	Direct Mount (Flat Base)	30A	Strap Clamp	8-32 Pan Head w/Clamp	#18 to #8	1/2 in.
0358	—	Channel Mount (Dovetail Base)					
352	—	Direct Mount (Flat Base)	30A	Tubular Screw	1/4-28 Set Screw	#18 to #8	1/2 in.
0352	—	Channel Mount (Dovetail Base)					
330	—	End-Section (Direct Mount)	—	—	—	—	—
0330	—	End-Section (Channel Mount)	—	—	—	—	—
Catalog Number		Number of Circuits	Ampacity	Contact Type	Screw Type	Wire Range (AWG)	
B102		2	50A	Strap Screw (Steel)	10-32 Slotted Binding Head	#18 to #8	
B104		4					
B106		6					
B108		8					
B112		12					



## Splice Cap Crimp Connectors

- Designed for making fast, permanent, pressure-type connections
- Solid copper sleeves require less crimping pressure
- Resist corrosion in harsh environments
- UL 486C Listed and CSA C22.2 #188 Certified; comply with Federal Specification W-S-61D

Description	Wire Combination Range	Quantity	Cat. No.
 Copper Crimp Connector	600V* 18 to 10 AWG Min. 2 #18 Max. 4 #12	Box of 100	<b>2006S</b>
		Bag of 1,000	<b>2006SB</b>
 Copper Crimp Connector	600V* 14 to 4 AWG Min. 2 #10 Max. 2 #6	Box of 50	<b>2011S</b>
		Bag of 500	<b>2011SB</b>

\*1,000V maximum in fixtures and signs




## Splice Cap Insulators

- Convenient, safe and fast installation
- Snap-on nylon construction
- Rated at 105°C (221°F) – 600V (1,000V maximum in fixtures and signs)

For Connector Model	Quantity	Cat. No.
 2006S	Box of 100	<b>2007</b>
	Bag of 1,000	<b>2007B</b>
 2011S	Box of 50	<b>2014</b>
	Bag of 500	<b>2014B</b>




## Four-Way Crimp Tool

- Patented design ensures even compression and reliable connectors
- Spring-loaded, cam-actuated plungers
- Fingertip adjustment for different connector sizes






Description	Cat. No.
Four-Way Crimp Tool	<b>C-24</b>



## Mounting Channels

Mounting Channels	Length	Cat. No.	For use with:
 <b>Miniature Channel</b>	3 ft.	<b>12</b>	Heavy-Duty (200 Series) Miniature (100 Series)
 <b>Steel Channel</b>	6 ft. 3 ft.	<b>60</b> <b>63</b>	Medium Duty (900 Series) Heavy Duty (200 Series) Intermediate Heavy Duty (800 Series) Ultra Heavy Duty (400 Series) Fuse Blocks (300 Series)
 <b>Aluminum Channel (Pre-punched)</b>	6 ft. 3 ft.	<b>64</b> <b>67</b>	Medium Duty (900 Series) Heavy Duty (200 Series) Intermediate Heavy Duty (800 Series) Ultra Heavy Duty (400 Series) Fuse Blocks (300 Series)

## Channel Clamps


Mounting Channels	Cat. No.	For use with:
 <b>Miniature Clamp</b>	<b>11</b>	High Density Miniature (100 Series) Heavy-Duty (200 Series)
 <b>Universal Clamp</b>	<b>68</b>	High Density Miniature (100 Series) Medium Duty (900 Series) Heavy Duty (200 Series) Intermediate Heavy Duty (800 Series) Ultra Heavy Duty (400 Series) Fuse Blocks (300 Series)
 <b>Screw Clamp</b>	<b>61</b>	High Density Miniature (100 Series) Medium Duty (900 Series) Heavy Duty (200 Series) Intermediate Heavy Duty (800 Series) Ultra Heavy Duty (400 Series) Fuse Blocks (300 Series)

## Jumpers

Description	Cat. No.	Available for:
 <b>Jumpers for Tubular Contacts</b>	<b>41</b>	Heavy-Duty Phenolic (200 Series)
	<b>42</b>	Heavy Duty (200 Series)
	<b>70</b>	Medium Duty (900 Series)
	<b>43</b>	Heavy-Duty Phenolic (200 Series)

## Tuff-Rod™ Fishing Poles

- Strong, lightweight, flexible extendable fiberglass rod kits
- Use to reach and pull wires over suspended ceilings, in cable trays or through interior walls
- Packaged in clear tubes for protection and long-term storage



### Tuff-Rod™ Regular Flex

- 1/4 in. white fiberglass
- Extra stiffness for added control when maneuvering wires

Description	Cat. No.
12 ft. kit with fixed bullet nose and threaded J hook (3 ea. 4 ft. sections)	<b>31-611</b>
24 ft. kit with fixed bullet nose and threaded bullet nose (4 ea. 6 ft. sections)	<b>31-612</b>
12 pack of 1/4 in. x 4 ft. Regular Flex Replacement Rods	<b>31-643</b>
12 pack of 1/4 in. x 6 ft. Regular Flex Replacement Rods	<b>31-644</b>

### Tuff-Rod™ Extra Flex Glow

- 3/16 in. pale green luminescent fiberglass
- Glow-in-the-dark material for easy use in attics, basements and other dim lit areas

Description	Cat. No.
12 ft. kit with fixed bullet nose and threaded J hook (3 ea. 4 ft. sections)	<b>31-631</b>
30 ft. kit with fixed bullet nose and threaded bullet nose (5 ea. 6 ft. sections)	<b>31-633</b>
12 pack of 3/16 in. x 4 ft. Extra Flex Glow Replacement Rods	<b>31-647</b>
12 pack of 3/16 in. x 6 ft. Extra Flex Glow Replacement Rods	<b>31-648</b>

### Accessory Kits

- Includes replacement heads, one threaded bullet nose, one threaded J hook and one threaded whisk



Description	Cat. No.
3/16 in. Accessory kit	<b>31-651</b>
1/4 in. Accessory kit	<b>31-652</b>

