


# GMF and GRF non-rejection fuses and HLR holders



## Catalog symbols:

- GMF
- GRF
- HLR-2

## Description:

Bussmann® series non-rejecting, time-delay, in-line fuses and holders.

## Specifications:

### Ratings

- Volts - 300 Vac
- Amps
  - GMF 3/10-6 1/4 A
  - GRF 7-10 A
- Interrupting rating - 10 kA

### Agency information

#### GMF and GRF fuse:

- UL® Listed, Std. 248-14, Guide JDYX, File E19180
- CSA® Certified, C22.2 No. 248.14, Class 1422-01, File 53787
- CE

#### HLR fuseholder:

- UL Recognized, 12A, 300 Vac, Guide IZLT2, File E14853
- CSA Certified, 12A, 300 Vac, Class 6225-01, File 47235
- CE

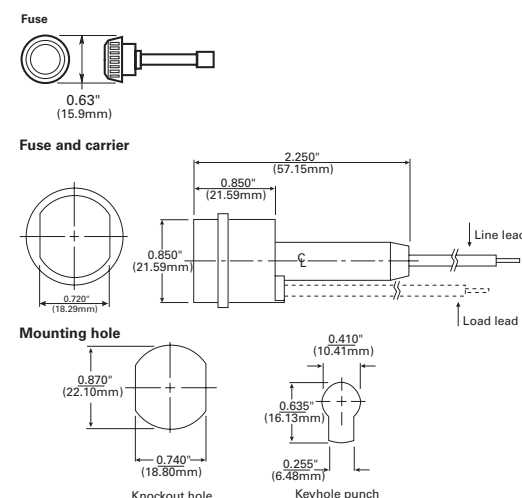
#### HLR-2:

- UL Recognized, 15A, 300 Vac, Guide IZLT2, File E14853
- CSA Certified, 15A, 300 Vac, Class 6225-01, File 47235
- CE

## Additional information:

- HLR carrier comes with 6" of #18 red insulated solid copper wire attached to the line side
- Customer inserts a #18 insulated solid copper wire into load side receptacle
- Order part number HLR-2 to obtain 6" of #18 black insulated solid copper wire pre-installed in a load side receptacle
- Order part number HLR-2L to obtain 6" of #18 black insulated solid copper wire packaged loose (un-installed)
- An alternative to the HLR fuseholder is the A fuseholder. The A fuseholder comes WITHOUT leads. The customer inserts #18 insulated solid copper wire into the line side receptacle as well as into the load side receptacle. It has the same body dimensions, utilizes the same mounting hole, and takes the same mounting clips as the HLR. The A fuseholder is UL Recognized, 10A, 300Vac, Guide IZLT2, File E14853 and CSA Certified, 10A, 300Vac, Class 6225-01, File 47235
- Fuse and knob are an integral one-piece unit. There are no replacement knobs (caps)
- Units can be panel mounted with a separate steel clip. For the knockout hole (see above), choose #BK/A-104. For the keyhole punch type hole, choose #6374 for panels 0.043" to 0.062" thick, or #4909 for panels 0.030" to 0.042" thick
- Do not put tension on line (rear) terminal of fuseholder

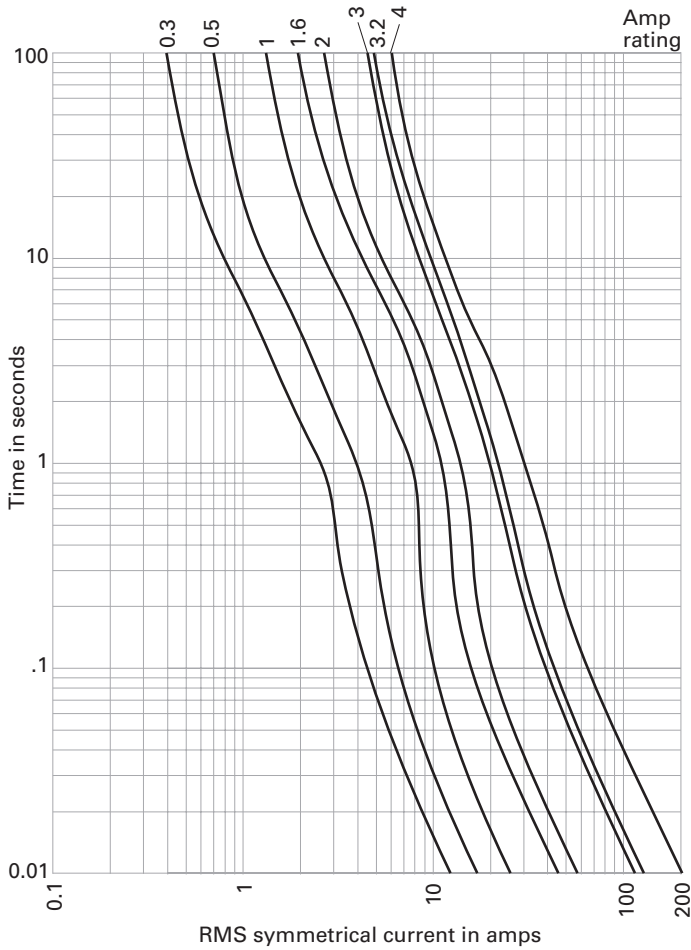
## Dimensions - in (mm):



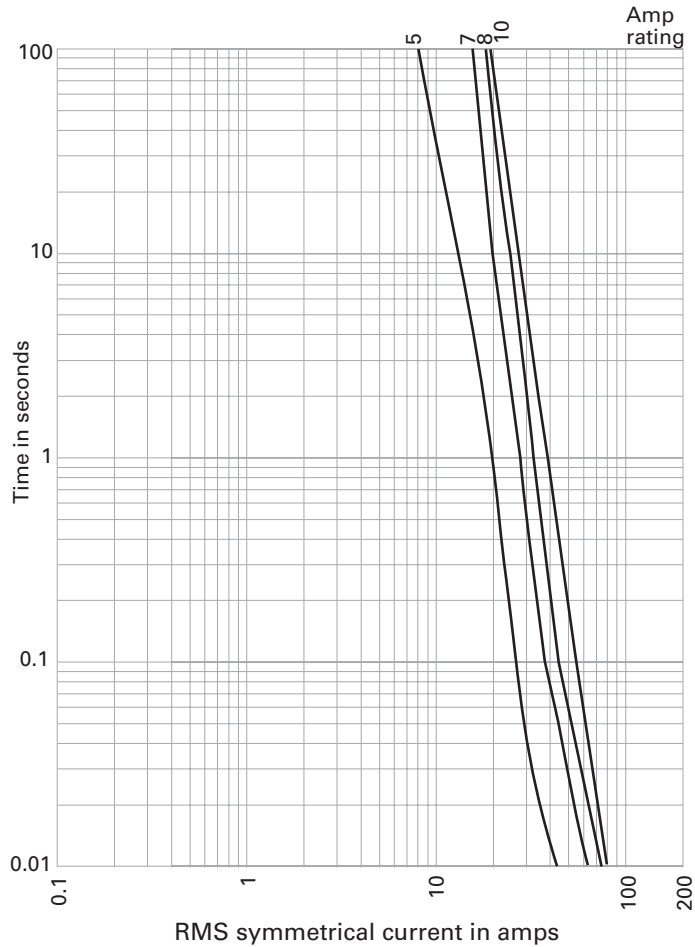
Catalog numbers

Fuse	Holder	Fuse	Holder
GMF-3/10	HLR	GMF-3	HLR
GMF-1/2	HLR	GMF-3 2/10	HLR
GMF-6/10	HLR	GMF-4	HLR
GMF-8/10	HLR	GMF-5	HLR
GMF-1	HLR	GMF-6 1/4	HLR
GMF-1 1/4	HLR	GRF-7	HLR
GMF-1 6/10	HLR	GRF-8	HLR
GMF-2	HLR	GRF-10	HLR
GMF-2 1/2	HLR	GMF-10	HLR
GMF-2 8/10	HLR		

Time-current curves–average melt



Time-current curves–average melt



The only controlled copy of this data sheet is the electronic read-only version located on the Eaton network drive. All other copies of this document are by definition uncontrolled. This bulletin is intended to clearly present comprehensive product data and provide technical information that will help the end user with design applications. Eaton reserves the right, without notice, to change design or construction of any products and to discontinue or limit distribution of any products. Eaton also reserves the right to change or update, without notice, any technical information contained in this bulletin. Once a product has been selected, it should be tested by the user in all possible applications.

**Eaton**  
1000 Eaton Boulevard  
Cleveland, OH 44122  
United States  
Eaton.com

Bussmann Division  
114 Old State Road  
Ellisville, MO 63021  
United States  
Eaton.com/bussmannseries


© 2016 Eaton  
All Rights Reserved  
Printed in USA  
Publication No. 2031 – SB02233  
June 2016

Eaton and Bussmann are valuable trademarks of Eaton in the US and other countries. You are not permitted to use the Eaton trademarks without prior written consent of Eaton.

CSA is a registered trademark of the Canadian Standards Group.  
UL is a registered trademark of the Underwriters Laboratories, Inc.

For Eaton's Bussmann series product information, call **1-855-287-7626** or visit: **Eaton.com/bussmannseries**

# GMF and GRF non-rejection fuses and HLR holders



## Catalog symbols:

- GMF
- GRF
- HLR-2

## Description:

Bussmann® series non-rejecting, time-delay, in-line fuses and holders.

## Specifications:

### Ratings

- Volts - 300 Vac
- Amps
  - GMF 3/10-6 1/4 A
  - GRF 7-10 A
- Interrupting rating - 10 kA

### Agency information

#### GMF and GRF fuse:

- UL® Listed, Std. 248-14, Guide JDYX, File E19180
- CSA® Certified, C22.2 No. 248.14, Class 1422-01, File 53787
- CE

#### HLR fuseholder:

- UL Recognized, 12A, 300 Vac, Guide IZLT2, File E14853
- CSA Certified, 12A, 300 Vac, Class 6225-01, File 47235
- CE

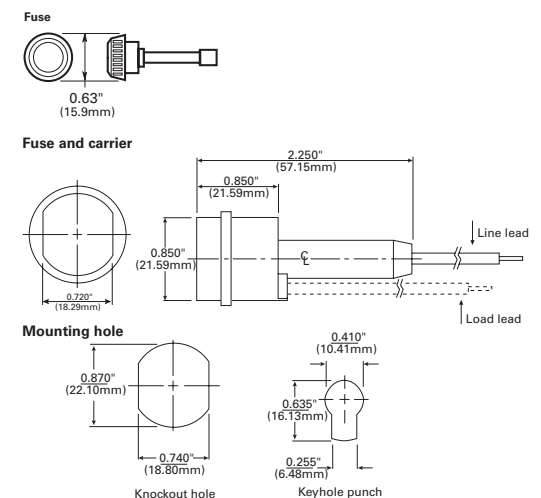
#### HLR-2:

- UL Recognized, 15A, 300 Vac, Guide IZLT2, File E14853
- CSA Certified, 15A, 300 Vac, Class 6225-01, File 47235
- CE

## Additional information:

- HLR carrier comes with 6" of #18 red insulated solid copper wire attached to the line side
- Customer inserts a #18 insulated solid copper wire into load side receptacle
- Order part number HLR-2 to obtain 6" of #18 black insulated solid copper wire pre-installed in a load side receptacle
- Order part number HLR-2L to obtain 6" of #18 black insulated solid copper wire packaged loose (un-installed)
- An alternative to the HLR fuseholder is the A fuseholder. The A fuseholder comes WITHOUT leads. The customer inserts #18 insulated solid copper wire into the line side receptacle as well as into the load side receptacle. It has the same body dimensions, utilizes the same mounting hole, and takes the same mounting clips as the HLR. The A fuseholder is UL Recognized, 10A, 300Vac, Guide IZLT2, File E14853 and CSA Certified, 10A, 300Vac, Class 6225-01, File 47235
- Fuse and knob are an integral one-piece unit. There are no replacement knobs (caps)
- Units can be panel mounted with a separate steel clip. For the knockout hole (see above), choose #BK/A-104. For the keyhole punch type hole, choose #6374 for panels 0.043" to 0.062" thick, or #4909 for panels 0.030" to 0.042" thick
- Do not put tension on line (rear) terminal of fuseholder

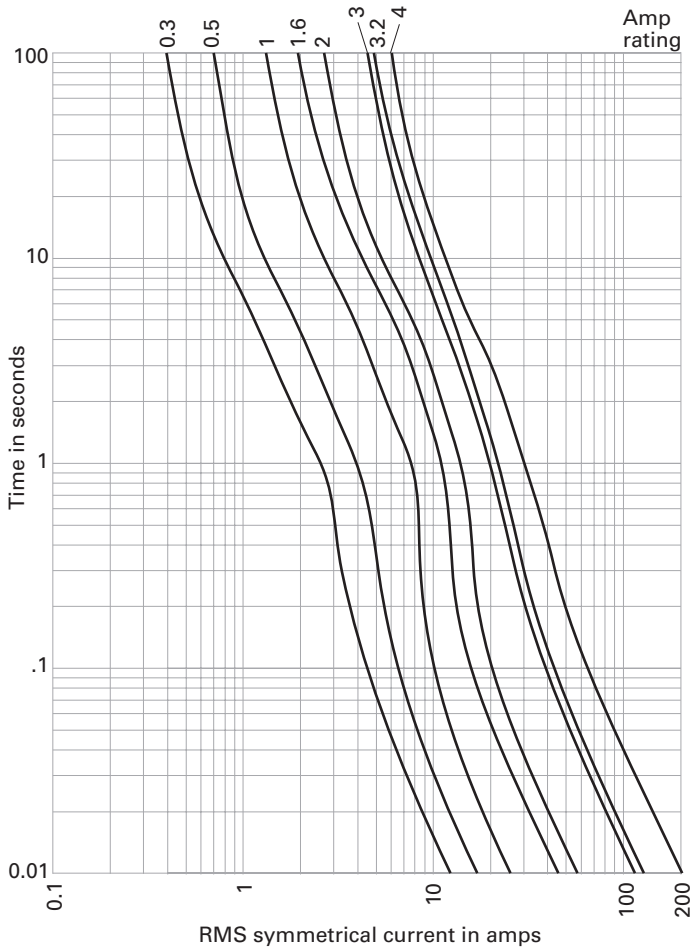
## Dimensions - in (mm):



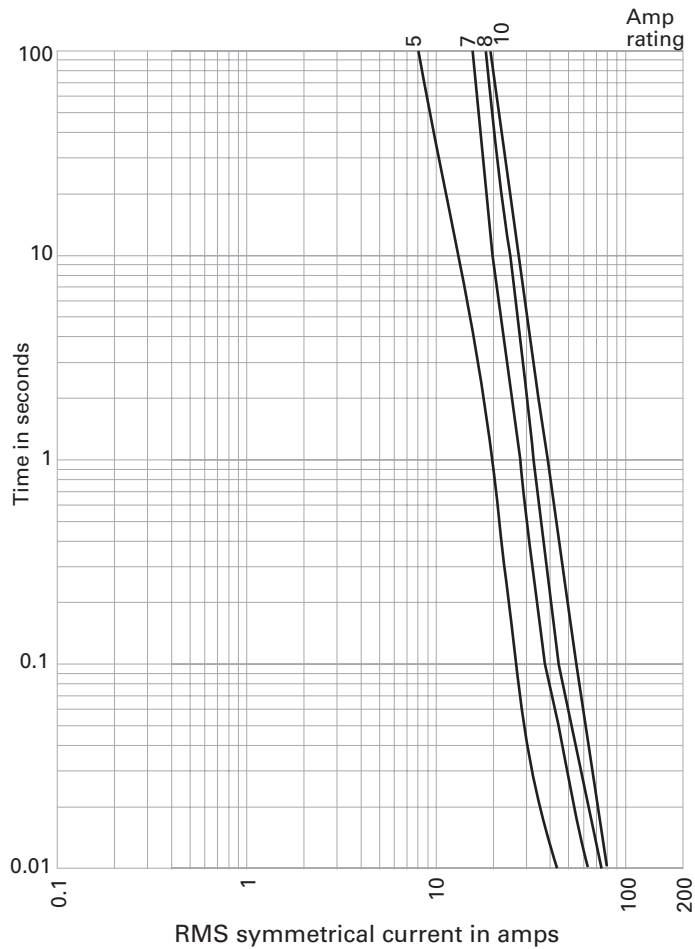
Catalog numbers

Fuse	Holder	Fuse	Holder
GMF-3/10	HLR	GMF-3	HLR
GMF-1/2	HLR	GMF-3 2/10	HLR
GMF-6/10	HLR	GMF-4	HLR
GMF-8/10	HLR	GMF-5	HLR
GMF-1	HLR	GMF-6 1/4	HLR
GMF-1 1/4	HLR	GRF-7	HLR
GMF-1 6/10	HLR	GRF-8	HLR
GMF-2	HLR	GRF-10	HLR
GMF-2 1/2	HLR	GMF-10	HLR
GMF-2 8/10	HLR		

Time-current curves–average melt



Time-current curves–average melt



The only controlled copy of this data sheet is the electronic read-only version located on the Eaton network drive. All other copies of this document are by definition uncontrolled. This bulletin is intended to clearly present comprehensive product data and provide technical information that will help the end user with design applications. Eaton reserves the right, without notice, to change design or construction of any products and to discontinue or limit distribution of any products. Eaton also reserves the right to change or update, without notice, any technical information contained in this bulletin. Once a product has been selected, it should be tested by the user in all possible applications.

**Eaton**  
1000 Eaton Boulevard  
Cleveland, OH 44122  
United States  
Eaton.com

Bussmann Division  
114 Old State Road  
Ellisville, MO 63021  
United States  
Eaton.com/bussmannseries

© 2016 Eaton  
All Rights Reserved  
Printed in USA  
Publication No. 2031 – SB02233  
June 2016

Eaton and Bussmann are valuable trademarks of Eaton in the US and other countries. You are not permitted to use the Eaton trademarks without prior written consent of Eaton.

CSA is a registered trademark of the Canadian Standards Group.  
UL is a registered trademark of the Underwriters Laboratories, Inc.

For Eaton's Bussmann series product information, call **1-855-287-7626** or visit: **Eaton.com/bussmannseries**