

Description

The Halo E5 series consists of compact and efficient recessed housings optimized and listed for PAR20 and PAR30, EISA compliant, tungsten-halogen, CFL and LED lamps as well as incandescent. The Halo E5 housing is suitable for residential or light commercial applications. For installation in insulated ceilings* and non-insulated ceilings; with airtight code compliant construction. Use with a variety of trims and finishes to create different lighting effects or to match any decor. The E5ICATNB can save installation time. It is designed without a socket plate for use with socket supporting trims only. With these trims there is no need to spend time removing the socket plate and the fixed lamp position of socket supporting trims saves on lamp adjustment time too. May be retrofit with HALO LED lighting systems.

Catalog #		Type
Project		
Comments		Date
Prepared by		

Specification Features

Housing

- Single wall die-formed aluminum housing
- Housing features a precision rolled interlocking collar which maintains aperture geometry for greater assurance of installation results
- Integral Air-Tite gasket for code-required gasket between fixture and finished ceiling - seals aperture without need for additional caulk
- May be removed from the plaster frame to provide access to junction box

Plaster Frame

- Galvanized steel frame. Housing adjusts in plaster frame to accommodate up to 3/8" - 1" ceiling thickness
- (2) Regressed locking screws for securing hanger bars
- Integral Air-Tite gasket seals housing and meets code-required gasket between fixture and finished ceiling

Includes:

Bar Hangers
All Nail!™

- Integral precisely positioned nail for engineered and natural framing
- Mini-foot leveling flange
- Integral T-Grid Clip, no accessory clips required

q-Channel bars with Pass-N-Thru™

- Unique inverted "q" interlocking channel for rigidity and stability
- Pass-N-Thru™ feature allows bars to cross-over for tool-less shortening in tight spaces

Hinged junction box w/

Slide-N-Side™

- (4) 1/2" conduit pry-outs
- (3) Slide-N-Side™ Non-Metallic (NM) wire traps, allow wiring outside the box
- For 14-2, 14-3, 12-2, 12-3 U.S. and 14-2, 14-3, 12-2 Canadian
- Hinged door for easy access
- Box is repositionable 90° on frame to avoid obstructions

Quick Connect™

- (3) Push wire nuts included, for speed & reliability
- Clear caps for wire connection visibility

cULus Listed

- Compact 16 in³ volume
- Listed for max. (10) No. 12 AWG or (14) No. 14 AWG 90° C splice conductors in box

Air-Tite™ code compliant

- Certified under ASTM E283
- Exclusive gasket seals aperture, frame & ceiling
- No additional caulk required

Socket

- Porcelain socket with nickel plated brass screw shell
- Snap-in socket speeds installation and attaches directly to the trim for consistent lamp positioning

Thermal Protector

- Self resetting thermal protector deactivates fixture if overheating occurs due to improper lamping or misapplied insulation

Trims

- Halo Fit-All concept offers multiple trim options in a variety of design styles, and functional beam distributions to control beam angle and lumen delivery in accommodating various lamp types including Halogen, CFL and LED

Compliance

- cULus Listed 1598 Luminaire
- cULus Listed Damp Location
- cULus Listed for Wet Location, covered ceiling, with select trims
- cULus Listed for direct contact with insulation and combustible material*
- Air-Tite code compliant. Certified under ASTM E283; not exceeding 2.0 cfm (0.944 L/s) air leakage rate tested at a 1.57 psf (75 Pa) pressure differential
- RoHS compliant
- Options to meet Trade Agreements Act requirements

*Not to be used in direct contact with spray foam insulation (Consult NEMA LSD57-2013)

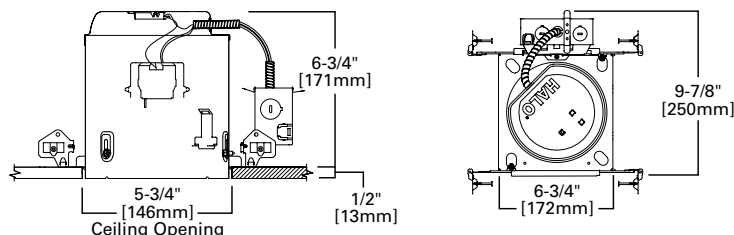


E5ICATNB

**5" IC, Air-Tite,
New Construction
Housing, No Bracket**

E26 Screw base housing

Dimensions



**FOR USE IN INSULATED
CEILINGS**

**FOR DIRECT CONTACT
WITH INSULATION***

Special Features

- All-Nail!™ bar hangers
- q-Channel bars with Pass-N-Thru™
- Hinged J-Box with Slide-N-Side™
- Quick Connect™ push wire nuts
- Air-Tite™ code compliant

Ordering Information

Sample Number: ESICATNB 5120WH
 Order housing, trim and lamp (by others) separately for a complete luminaire.























Domestic Preferences⁽¹⁾

[Blank] = Standard
 TAA = Trade Agreements Act

Housing

ESICATNB= 5" insulated ceiling, airtight recessed housing, new construction, 120V

Trims

Reflectors	Adjustable - Eyeballs & Gimbals	5230 Squirrel Frost Glass Lens, Metal Trim, Self-flange - Showerlight
 <p>5020 PAR Reflector OD: 6-3/8" [162mm] 5020P=White Reflector and Trim 5020H=Haze Reflector, White Trim 5020SC=Clear Specular Reflector, White Trim 5020BL=Black Specular Reflector, White Trim 5020SN=Satin Nickel Reflector and Trim 5020TBZ=Tuscan Bronze Reflector and Trim</p>	 <p>5060 PAR30 Adjustable Gimbal 20° Tilt, Self-flange OD: 6-3/8" [162mm] 5060P=White Gimbal and Trim</p>	 <p>5230AH=Frost Glass Lens, Aluminum Haze Squirrel Trim 5230PN=Frost Glass Lens, Polished Nickel Squirrel Trim 5230SN=Frost Glass Lens, Satin Nickel Squirrel Trim 5230TBZ=Frost Glass Lens, Tuscan Bronze Squirrel Trim</p>
 <p>5021 Full Reflector OD: 6-3/8" [162mm] 5021H=Haze Reflector, White Trim 5021SC=Specular Clear Reflector, White Trim 5021SN=Satin Nickel Reflector and Trim 5021TBZ=Tuscan Bronze Reflector and Trim</p>	 <p>5070 PAR30 Adjustable Eyeball 30° Tilt, Self-flange OD: 6-3/4" [172mm] 5070P=White Eyeball and Trim 5070SN=Satin Nickel Eyeball and Trim 5070TBZ=Tuscan Bronze Eyeball and Trim</p>	 <p>5255 Soft Square, Frost Curve Glass Lens, Self-flange - Showerlight OD: 6-3/4" [172mm] 5255WH=Frost Curve Glass Lens with Reflector, White Plastic Trim 5255SN=Frost Curve Glass Lens with Reflector, Satin Nickel Plastic Trim 5230TBZ=Frost Curve Glass Lens with Reflector, Tuscan Bronze Plastic Trim</p>
 <p>5120 Full Cone, Self-flange OD: 6-5/8" [168mm] 5120WH=White Reflector and Trim 5120SN=Satin Nickel Reflector and Trim 5120TBZ=Tuscan Bronze Reflector and Trim</p>	 <p>5071 Adjustable Eyeball 30° Tilt, Self-flange OD: 6-3/8" [162mm] 5071P=White Eyeball and Trim</p>	
 <p>5121 Shallow Full Cone, Self-flange OD: 6-5/8" [168mm] 5121WH=White Reflector and Trim</p>	 <p>5130 PAR30 Eyeball 35° Tilt, Self-flange OD: 6-3/8" [162mm] 5130WH=White Eyeball and Trim</p>	
	 <p>5135 PAR20 Eyeball 35° Tilt, Self-flange OD: 6-3/8" [162mm] 5135WH=White Eyeball and Trim</p>	 <p>5145 Open Wet Location, Shallow Reflector, Self-flange - Showerlight* OD: 6-3/4" [172mm] 5145WH=White Reflector and Trim 5145SN=Satin Nickel Reflector and Trim 5145TBZ=Tuscan Bronze Reflector and Trim</p>
	 <p>5165 PAR30 Gimbal 25° Tilt, Self-flange OD: 6-3/4" [172mm] 5165WH=White Gimbal and Trim 5165BK=Black Gimbal and Trim 5165SN=Satin Nickel Gimbal and Trim 5165TBZ=Tuscan Bronze Gimbal and Trim</p>	 <p>5146 Open Wet Location, Full Reflector, Self-flange - Showerlight* OD: 6-3/4" [172mm] 5146WH=White Reflector and Trim 5146SN=Satin Nickel Reflector and Trim 5146TBZ=Tuscan Bronze Reflector and Trim</p>
	 <p>5222 Regressed PAR30 Adjustable, 35° Tilt, Self-flange OD: 6-3/4" [172mm] 5222WB=White Baffle and Trim 5222BB=Black Baffle, White Trim 5222SC=Specular Clear Reflector, White Trim 5222H=Haze Reflector, White Trim</p>	<p>Open, Splay & Wall Wash</p>  <p>5000 PAR Metal Splay, Self-flange OD: 6-3/8" [162mm] 5000P=White Splay and Trim 5000SN=Satin Nickel Splay and Trim 5000TBZ=Tuscan Bronze Splay and Trim</p>
	<p>Lenses & Wet Location Showerlights</p>  <p>5051 Frosted Lens - Showerlight OD: 6-3/8" [162mm] 5051PS=Frosted Glass Lens, White Trim</p>	
	 <p>5054 Air-Tite Frosted Dome Lens - Showerlight OD: 6-3/8" [162mm] 5054PS=Frosted Glass Dome, White Plastic Trim 5054SNS=Frosted Glass Dome, Satin Nickel Plastic Trim 5054TBZS=Frosted Glass Dome, Tuscan Bronze Plastic Trim</p>	 <p>5176 Open, Wide with Fixed Socket Bracket, Self-flange OD: 6-3/8" [162mm] 5176WH=White Trim 5176SN=Satin Nickel Trim 5176TBZ=Tuscan Bronze Trim</p>
	 <p>5150 Frost Dome Glass Lens, Self-flange - Showerlight OD: 6-3/8" [162mm] 5150WH=Frost Dome Glass Lens with Reflector, White Plastic Trim 5150SN=Frost Dome Glass Lens with Reflector, Satin Nickel Plastic Trim 5150TBZ=Frost Dome Glass Lens with Reflector, Tuscan Bronze Plastic Trim</p>	 <p>5186 Splay with Fixed Socket Bracket, Self-flange OD: 6-3/8" [162mm] 5186WH=White Trim 5186SN=Satin Nickel Trim 5186TBZ=Tuscan Bronze Trim</p>
	 <p>5162 Drop Opal Plastic Lens, Self-flange - Showerlight OD: 6-3/8" [162mm] 5162WH=Drop Opal Plastic Lens with Reflector, White Plastic Trim</p>	

Notes: (1) Only product configurations with this designated prefix are built to be compliant with the Trade Agreements Act of 1979 (TAA). Please refer to [DOMESTIC PREFERENCES](#) website for more information. Components shipped separately may be separately analyzed under domestic preference requirements. Accessories sold separately will be separately analyzed under domestic preference requirements. Consult factory for further information.

*Outdoor rated lamp only (purchase separately)



Cooper Lighting Solutions
 1121 Highway 74 South
 Peachtree City, GA 30269
 P: 770-486-4800
 www.cooperlighting.com

Specifications and dimensions subject to change without notice.



Select trims are classified for use in others housings.
 See [www.cooperlighting.com](#)