

EI400 Series

Digital Auto-Off In-Wall Timers

The EI400 Series Decorator Digital Auto-Off In-Wall Timers effectively replace 16 different spring-wound models. The timers provide flexibility, easy installation, and silent operation. The timers provide a to-the-second accuracy time range from 1 second to 24 hours.

Features

- True 3-way control allowing the load interval to be stopped/started using a standard mechanical remote switch
- CR2 lithium battery provides a minimum of 2 years of operation without AC power
- No neutral required
- User settings stored in non-volatile memory
- Low battery indicator
- ADA Compliant
- User-selectable advance end-of-interval visual or audible warning
- Controls all voltages and frequencies with no adjustments required
- CFL/LED compatible

Not for use with sunlamps, saunas, or loads that could cause personal injury if timed incorrectly

Ratings

Switch Type: Single-pole or 3-way (multi-way) compatible (up to 100 feet)

Switch Ratings:

Resistive (heater): 20 Amp, 120-277 VAC
 Tungsten (incandescent): 15 Amp, 120 VAC; 6 Amp, 208-277 VAC
 Ballast (magnetic): 16 Amp, 120-277 VAC
 Motor: 1 HP, 120 VAC; 2 HP, 240 VAC
 DC Loads: 4 Amp, 12 VDC; 2 Amp, 28 VDC
 Style: For use with decorator type switch plates
 Warranty: Limited 1 year
 Dimensions: 2.75" H x 1.75" W x 1.36" D

Model Number	Switch	Contact Voltage	Maximum Wattage	Neutral Required	Color
EI400C	Single-Pole/3-Way	120-277 VAC; 12-28 VDC	1800-5540	No	Ivory
EI400WC	Single-Pole/3-Way	120-277 VAC; 12-28 VDC	1800-5540	No	White
EI400LAC	Single-Pole/3-Way	120-277 VAC; 12-28 VDC	1800-5540	No	Light Almond

Project: _____

Location: _____

Product Type: _____

Contact/Phone: _____

Model #: _____



Specification

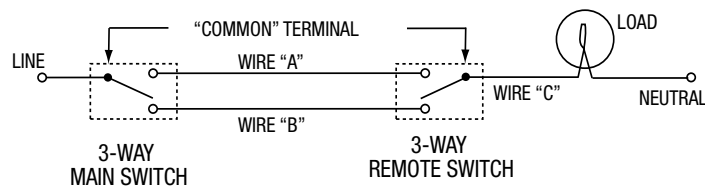
Provide and install as indicated an electronic timer that requires no neutral wire to operate the timing mechanism. The timer shall be supplied with an LCD and user-selectable advance end-of-interval visual and audible warning. The timer must fit a standard wall box and accept a rectangular decorator wall plate. The timer contacts shall break current at the end of timed cycle. The timer shall be capable of single-pole or 3-way (multi-pole) operation and shall be compatible with standard electrical wiring. Various user selectable timing ranges shall be available up to 24 hours, with selectable "HOLD" feature for constant ON. Switch configuration to be SPST with a UL listed rating of: Resistive (heater): 20 Amp, 120-277 VAC; Tungsten (incandescent): 15 Amp, 120 VAC; 6 Amp, 208-277 VAC; Ballast (fluorescent): 16 Amp, 120-277 VAC; Motor: 1 HP, 120 VAC; 2 HP, 240 VAC; 4 Amp, DC Loads: 12 VDC; 2 Amp, 28 VDC.

The timer shall be Intermatic model _____ (Ivory-EI400C)(White-EI400WC)(Light Almond-EI400LAC).

Diagrams

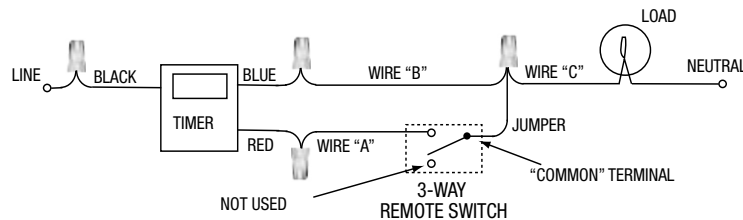
EI400

DIAGRAM 1:
TYPICAL EXISTING
2-SWITCH SETUP



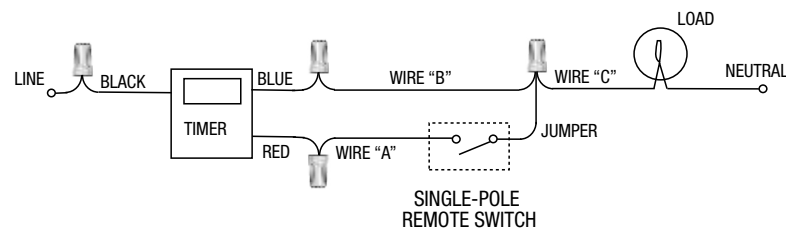
EI400

DIAGRAM 2:
2-SWITCH SETUP,
TIMER INSTALL
RE-USING EXISTING
REMOTE 3-WAY SWITCH

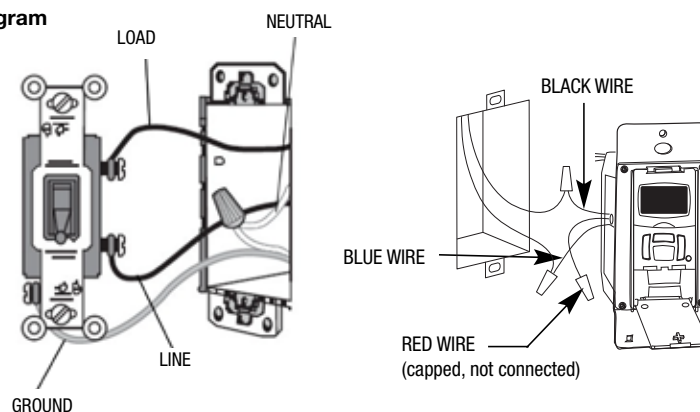


EI400

DIAGRAM 3:
2-SWITCH SETUP,
TIMER INSTALL USING
NEW SINGLE-POLE
REMOTE SWITCH



Installation Diagram



EI400 Series

Digital Auto-Off In-Wall Timers

The EI400 Series Decorator Digital Auto-Off In-Wall Timers effectively replace 16 different spring-wound models. The timers provide flexibility, easy installation, and silent operation. The timers provide a to-the-second accuracy time range from 1 second to 24 hours.

Features

- True 3-way control allowing the load interval to be stopped/started using a standard mechanical remote switch
- CR2 lithium battery provides a minimum of 2 years of operation without AC power
- No neutral required
- User settings stored in non-volatile memory
- Low battery indicator
- ADA Compliant
- User-selectable advance end-of-interval visual or audible warning
- Controls all voltages and frequencies with no adjustments required
- CFL/LED compatible

Not for use with sunlamps, saunas, or loads that could cause personal injury if timed incorrectly

Ratings

Switch Type: Single-pole or 3-way (multi-way) compatible (up to 100 feet)

Switch Ratings:

Resistive (heater): 20 Amp, 120-277 VAC
 Tungsten (incandescent): 15 Amp, 120 VAC; 6 Amp, 208-277 VAC
 Ballast (magnetic): 16 Amp, 120-277 VAC
 Motor: 1 HP, 120 VAC; 2 HP, 240 VAC
 DC Loads: 4 Amp, 12 VDC; 2 Amp, 28 VDC
 Style: For use with decorator type switch plates
 Warranty: Limited 1 year
 Dimensions: 2.75" H x 1.75" W x 1.36" D

Model Number	Switch	Contact Voltage	Maximum Wattage	Neutral Required	Color
EI400C	Single-Pole/3-Way	120-277 VAC; 12-28 VDC	1800-5540	No	Ivory
EI400WC	Single-Pole/3-Way	120-277 VAC; 12-28 VDC	1800-5540	No	White
EI400LAC	Single-Pole/3-Way	120-277 VAC; 12-28 VDC	1800-5540	No	Light Almond

Project: _____

Location: _____

Product Type: _____

Contact/Phone: _____

Model #: _____



Specification

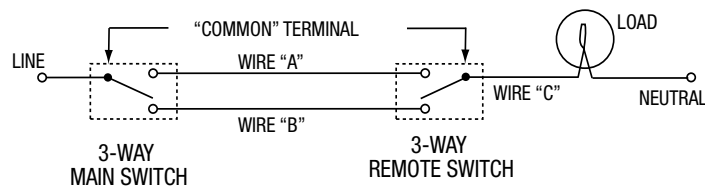
Provide and install as indicated an electronic timer that requires no neutral wire to operate the timing mechanism. The timer shall be supplied with an LCD and user-selectable advance end-of-interval visual and audible warning. The timer must fit a standard wall box and accept a rectangular decorator wall plate. The timer contacts shall break current at the end of timed cycle. The timer shall be capable of single-pole or 3-way (multi-pole) operation and shall be compatible with standard electrical wiring. Various user selectable timing ranges shall be available up to 24 hours, with selectable "HOLD" feature for constant ON. Switch configuration to be SPST with a UL listed rating of: Resistive (heater): 20 Amp, 120-277 VAC; Tungsten (incandescent): 15 Amp, 120 VAC; 6 Amp, 208-277 VAC; Ballast (fluorescent): 16 Amp, 120-277 VAC; Motor: 1 HP, 120 VAC; 2 HP, 240 VAC; 4 Amp, DC Loads: 12 VDC; 2 Amp, 28 VDC.

The timer shall be Intermatic model _____ (Ivory-EI400C)(White-EI400WC)(Light Almond-EI400LAC).

Diagrams

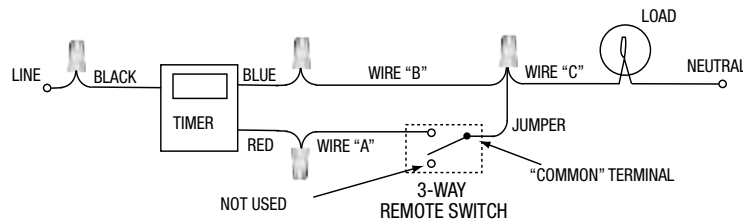
EI400

DIAGRAM 1:
TYPICAL EXISTING
2-SWITCH SETUP



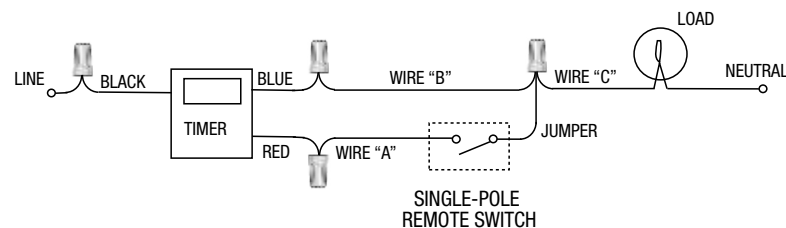
EI400

DIAGRAM 2:
2-SWITCH SETUP,
TIMER INSTALL
RE-USING EXISTING
REMOTE 3-WAY SWITCH



EI400

DIAGRAM 3:
2-SWITCH SETUP,
TIMER INSTALL USING
NEW SINGLE-POLE
REMOTE SWITCH



Installation Diagram

