

SPECIFICATION SHEET

EW SERIES cUL US
MULTIPURPOSE CONTROL
1 OR 2 CHANNELS
24 DAY TIME SWITCH

APPLICATIONS

- Outdoor signs.
- Lighting security.
- Heating and air conditioning.

FEATURES

SCHEDULING:

20 ON & OFF set points for individual programs for each day of the week. Minimum setting is 1 minute.

DAYLIGHT SAVING:

Automatic (can be omitted).

LEAP YEAR:

Automatic Compensation.

MANUAL OVERRIDE:

Until the next regularly scheduled ON or OFF, automatic operation then resumes.

CLOCK FORMAT:

AM/PM.

POWER OUTAGE BACKUP:

Permanent schedule retention. Supercapacitor provides 4 days of real time backup.

MOMENTARY OPTION:

For mechanically held contractors: Model EW201B only. Configure with simple jumper change for single-channel momentary operation.

SPECIFICATIONS

TIMING ACCURACY:

Line Frequency.

INPUT VOLTAGE:

120 - 277VAC, 50/60Hz (automatic detection).

TERMINAL RANGE:

#8 - #16AWG.

OPERATING TEMPERATURE:

-40 °F to 149 °F (-40 °C to 65 °C).

POWER CONSUMPTION:

6VA Max.

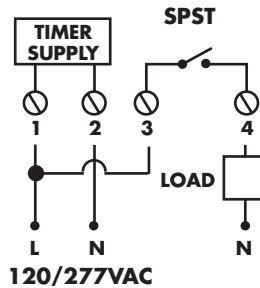
ENCLOSURE:

Polycarbonate Indoor/Outdoor NEMA 3R. Suffix -C plastic clear cover Indoor/Outdoor NEMA 3R. Suffix -Y metal Indoor enclosure NEMA 1. All with lockable hasp (see page 557 for enclosure dimensions).

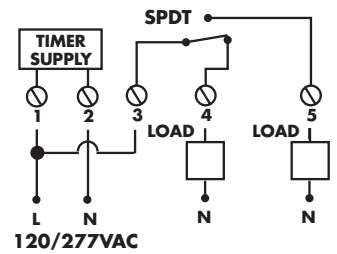


WIRING DIAGRAMS

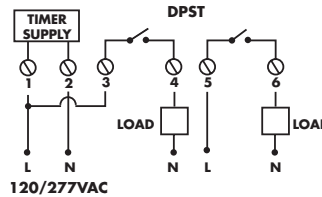
EW101B



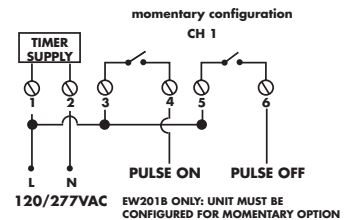
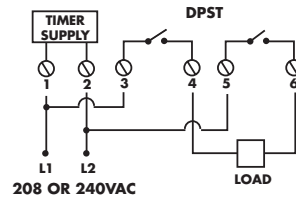
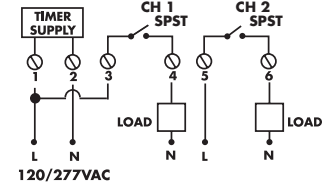
EW120B



EW103B



EW201B



ORDERING INFO

CAT. NO.	UPC CODE	INPUT SUPPLY (VAC) 50/60Hz	NO. OF CHANNELS	OUTPUT DRY CONTACTS
EW101B	82431	120-277	1	SPST
EW103B	82441	120-277	1	DPST
EW120B	82436	120-277	1	SPDT
EW201B	82467	120-277	2	SPST
EW101B-Y	82249	120-277	1	SPST
EW103B-C	82253	120-277	1	DPST
EW103B-Y	82255	120-277	1	DPST
EW120B-C	82437	120-277	1	SPDT
EW120B-Y	82261	120-277	1	SPDT
EW201B-Y	82299	120-277	2	SPST

CONTACT RATINGS

TYPE	EW101B, EW103B, EW201B		EW120B		
	VOLTAGE (VAC)	RATING NO	VOLTAGE (VAC)	RATING NO	NC
General Purpose	120-277	40A	120-277	30A	30A
Inductive	120	30A	120	30A	10A
	208-277	20A	208-277	20A	10A
Tungsten	120	15A	120	15A	2A
Pilot Duty	120-277	720VA	120-277	720VA	720VA
	120	1HP	120	1HP	1HP
	208	1 1/2HP	208	1 1/2HP	1 1/2HP
Resistive	240-277	2HP	240-277	2HP	2HP
	28VDC	30A	28VDC	30A	30A