

Steel ONE BOX™

NEW!
more on
reverse

For New Work or Old • Side-mounts Securely to Joist



NEW!

FBS1423
Patent pending



FBS1423 23.0 Cubic inches

Designed for new construction or retrofit, our new **steel ONE BOX™** (FBS1423) side-mounts to a joist for a super secure, fan-rated installation – one with no wobble.


- Installation screws ship captive
- Tabs for 1/2" positioning
- Fast, easy installation.
Place box at the proper depth on the joist and attach it with the three captive screws in the box.
- Extra-large 23.0 cubic inch capacity
- Installed NM cable connector
- UL Rated for fans/fixtures up to 70 lbs.
- CSA Accepted: for fans/fixtures up to 50 lbs.



FBS1423



UL rated for fans/fixtures up to 70 lbs.



Arlington

1 Stauffer Industrial Park
Scranton, PA 18517

800/233.4717

Fax 570/562.0646

www.aifittings.com

www.arlnew.com/onebox

Side-mounts to Joist for Secure Installation of Fans/Fixtures

New Construction Installation




1 Mount box to side of joist using the captive screws supplied for this purpose.



2 Note tabs for proper 1/2" positioning of box.



3 Push cable through installed NM cable connector. Install ceiling. Remove captive #10-32 screws for fan installation. Box is also tapped for #8-32 screws (not provided) for fixtures.



4 Paint (or finish) ceiling. Install fan mounting bracket through tapped holes (with the screws removed in #3).


Retrofit Installation



1 Determine box location. Cut hole. Pull cable through installed NM cable connector.



2 Attach box to side of joist using the captive screws supplied for this purpose. Install fan or fixture.



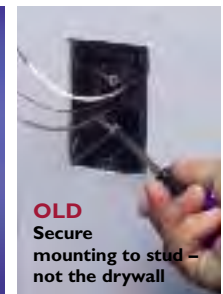
FBS1423 includes installed NM cable connector, three (captive) box installation screws and two (captive) #10-32 screws for fan installation.

Catalog Number	UPC/DEI/NAED Mfg. #018997	Cubic Inches	Side-Mount Box Depth	Unit/Std Pkg
FBS1423	76190	23.0	2.375"	10



ONE BOX™ is also available in non-metallic styles for NEW or OLD work.

Item #	UPC/DCI/NAED MFG #01 899	Description /Cubic Inches	Unit/Std Pkg
F101	43626	Single gang • 22.5	50
F101H	43634	Single gang, horizontal • 22.5	20
F102	43640	2-gang, vertical • 42.0	25
F103	43641	3-gang, vertical • 61.0	20
F104	43642	4-gang, vertical • 80.0	20
F102D	43544	Voltage divider	25



F101
Single gang



F101H
Single Horizontal



F102
2-gang

Patented. Other patents pending
FBS1423 1109/50M

Distributed by

Arlington

1 Stauffer Industrial Park
Scranton, PA 18517
800/233.4717
Fax 570/562.0646
www.aifittings.com
www.arlnew.com/onebox

Steel ONE BOX™

NEW!
more on
reverse

For New Work or Old • Side-mounts Securely to Joist



NEW!

FBS1423
Patent pending



FBS1423 23.0 Cubic inches

Designed for new construction or retrofit, our new **steel ONE BOX™** (FBS1423) side-mounts to a joist for a super secure, fan-rated installation – one with no wobble.


- Installation screws ship captive
- Tabs for 1/2" positioning
- Fast, easy installation.
Place box at the proper depth on the joist and attach it with the three captive screws in the box.
- Extra-large 23.0 cubic inch capacity
- Installed NM cable connector
- UL Rated for fans/fixtures up to 70 lbs.
- CSA Accepted: for fans/fixtures up to 50 lbs.



FBS1423



UL rated for fans/fixtures up to 70 lbs.



A



Arlington

1 Stauffer Industrial Park
Scranton, PA 18517

800/233.4717

Fax 570/562.0646

www.aifittings.com

www.arlnew.com/onebox

Side-mounts to Joist for Secure Installation of Fans/Fixtures

New Construction Installation




1 Mount box to side of joist using the captive screws supplied for this purpose.



2 Note tabs for proper 1/2" positioning of box.



3 Push cable through installed NM cable connector. Install ceiling. Remove captive #10-32 screws for fan installation. Box is also tapped for #8-32 screws (not provided) for fixtures.



4 Paint (or finish) ceiling. Install fan mounting bracket through tapped holes (with the screws removed in #3).


Retrofit Installation



1 Determine box location. Cut hole. Pull cable through installed NM cable connector.



2 Attach box to side of joist using the captive screws supplied for this purpose. Install fan or fixture.



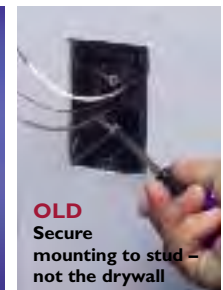
FBS1423 includes installed NM cable connector, three (captive) box installation screws and two (captive) #10-32 screws for fan installation.

Catalog Number	UPC/DEI/NAED Mfg. #018997	Cubic Inches	Side-Mount Box Depth	Unit/Std Pkg
FBS1423	76190	23.0	2.375"	10



ONE BOX™ is also available in non-metallic styles for NEW or OLD work.

Item #	UPC/DCI/NAED MFG #01 899	Description /Cubic Inches	Unit/Std Pkg
F101	43626	Single gang • 22.5	50
F101H	43634	Single gang, horizontal • 22.5	20
F102	43640	2-gang, vertical • 42.0	25
F103	43641	3-gang, vertical • 61.0	20
F104	43642	4-gang, vertical • 80.0	20
F102D	43544	Voltage divider	25



Distributed by

Arlington

1 Stauffer Industrial Park
Scranton, PA 18517
800/233.4717
Fax 570/562.0646
www.aifittings.com
www.arlnew.com/onebox

