

FF Series

Commercial Series

The FF Series Commercial Auto-Off Timers are designed to replace any standard wall switch - single or multi-gang. This series of energy-efficient mechanical timers do not require electricity to operate. In addition, they automatically limit the ON times for fans, lighting, motors, heaters, and other energy consuming loads.

Features

- Hold feature enables the user to override the automatic shut-off function
- Rugged time dial plate easily withstands the abuse encountered in commercial environments
- Commercial “brushed metal” (plastic construction) look meets NEC requirements
- Time saving up front terminal connection with teeter-type terminals
- Press-on knob design ensures quick and easy installation
- CFL compatible

Not for use with sunlamps, saunas, or loads that could cause personal injury if timed incorrectly.

Ratings

Resistive:	20 Amp, 125 VAC, 50/60 Hz 10 Amp, 250 VAC, 50/60 Hz 10 Amp, 277 VAC, 50/60 Hz
Tungsten:	7 Amp, 125 VAC
Motor:	1 HP, 120 VAC, 50/60 Hz 2 HP, 240 VAC, 50/60 Hz
Dimensions:	2.79" H x 1.6" W x 1.19" D


Project: _____

Location: _____

Product Type: _____

Contact/Phone: _____

Model #: _____



Model Number	Time Cycle	Switch	Hold	Color
FF5M	5 Minutes	SPST	No	Brushed Metal Finish
FF5MH	5 Minutes	SPST	Yes	Brushed Metal Finish
FF15MC	15 Minutes	SPST	No	Brushed Metal Finish
FF15MH	15 Minutes	SPST	Yes	Brushed Metal Finish
FF30MC	30 Minutes	SPST	No	Brushed Metal Finish
FF30MH	30 Minutes	SPST	Yes	Brushed Metal Finish
FF60MC	60 Minutes	SPST	No	Brushed Metal Finish
FF60MHC	60 Minutes	SPST	Yes	Brushed Metal Finish
FF2H	2 Hours	SPST	No	Brushed Metal Finish
FF4H	4 Hours	SPST	No	Brushed Metal Finish
FF6H	6 Hours	SPST	No	Brushed Metal Finish
FF6HH	6 Hours	SPST	Yes	Brushed Metal Finish
FF12HC	12 Hours	SPST	No	Brushed Metal Finish
FF12HHC	12 Hours	SPST	Yes	Brushed Metal Finish
FF315M	15 Minutes	SPDT	No	Brushed Metal Finish
FF330M	30 Minutes	SPDT	No	Brushed Metal Finish
FF360M	60 Minutes	SPDT	No	Brushed Metal Finish
FF32H	2 Hours	SPDT	No	Brushed Metal Finish
FF32HH	2 Hours	SPDT	Yes	Brushed Metal Finish
FF34H	4 Hours	SPDT	No	Brushed Metal Finish
FF34HH	4 Hours	SPDT	Yes	Brushed Metal Finish
FF36H	6 Hours	SPDT	No	Brushed Metal Finish
FF312H	12 Hours	SPDT	No	Brushed Metal Finish
FF312HH	12 Hours	SPDT	Yes	Brushed Metal Finish
FF415M	15 Minutes	DPST	No	Brushed Metal Finish
FF430M	30 Minutes	DPST	No	Brushed Metal Finish
FF460M	60 Minutes	DPST	No	Brushed Metal Finish
FF46H	6 Hours	DPST	No	Brushed Metal Finish
FF412H	12 Hours	DPST	No	Brushed Metal Finish

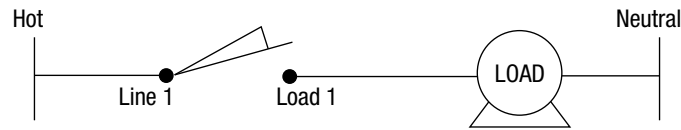
Specification

The timer shall be of the appropriate dimensions and design to provide for direct replacement of a standard wall switch in a single gang 2 1/2" deep junction box. The timer shall include a spiral time scale to provide easy selection of a desired time setting. Molded white knob and brushed metal finish wall plate shall be a press-on type requiring no screw or other hardware to secure. The polymeric time dial shall replace a standard switch plate without modifications. The timer shall have a UL listed rating of:

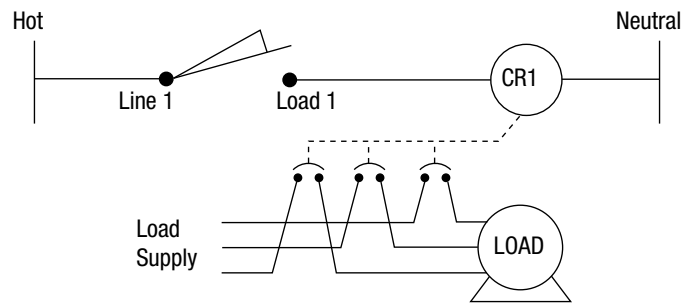
- 1 HP at 125 VAC, 50/60 Hz
- 2 HP at 250 VAC, 50/60 Hz
- 20 Amp, 120 VAC, 50/60 Hz
- 10 Amp, 250 VAC, 50/60 Hz
- 10 Amp, 277 VAC, 50/60 Hz
- 7 Amp, 125 VAC, Tungsten

The timer field wiring connections shall be secured by means of a teeter-type terminal screw to provide secure connections for appropriate wire sizes. The timer shall be _____ (SPST)(DPST)(SPDT). The timer _____ (Shall) (Shall Not) have a Hold feature and shall have a time cycle of _____ (See Time Cycles Listed). The timer shall be Intermatic model _____ (See Model Numbers Listed).

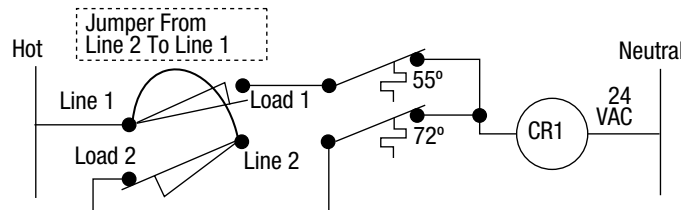
Diagrams



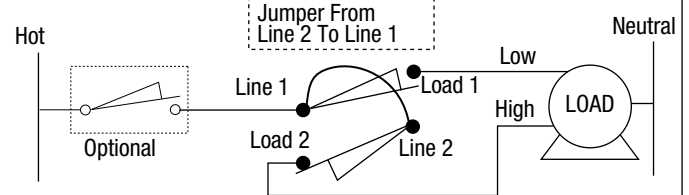
Example for SPST motor load control.



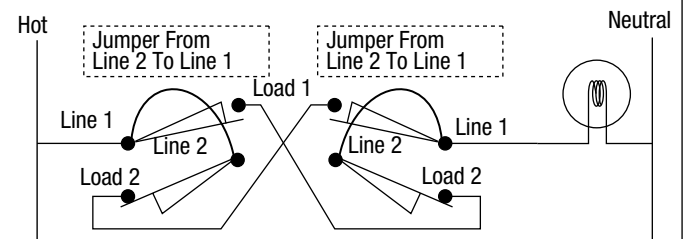
Example for SPST large motor load control using a 3-pole contactor or motor starter.



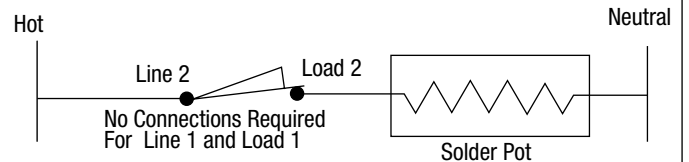
Example for control of low voltage set-back set-up thermostats using SPDT timer.



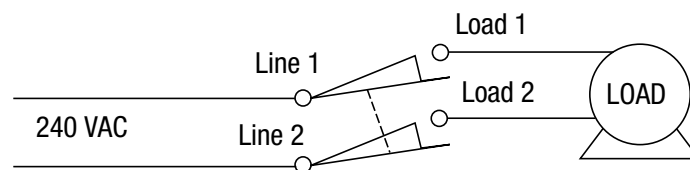
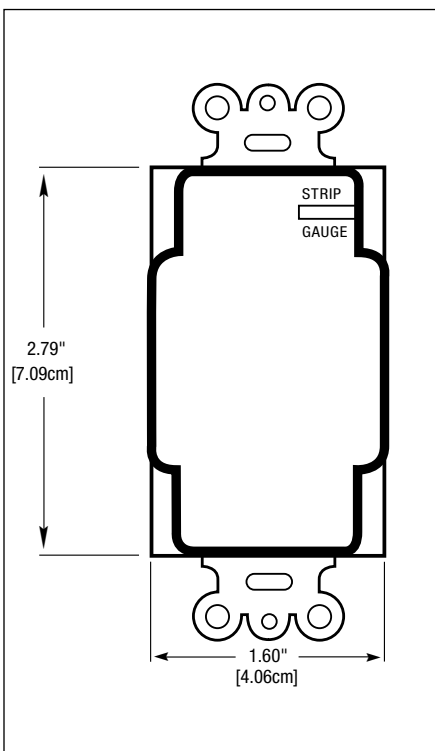
Example for timed selection of low or high speed motor with optional timer to limit operation time regardless of speed selected.



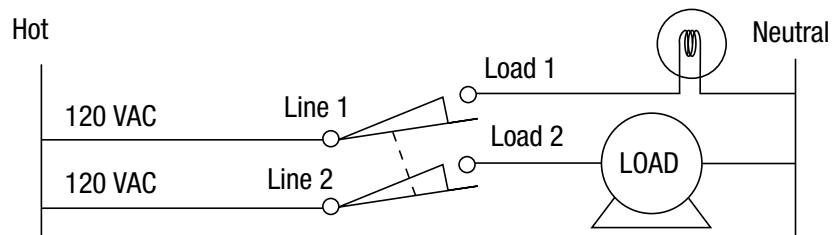
Example for 3-way load control providing timed override from more than one location.



Example for reverse action control. The load is switched off when timer is operated for a limited time then switches back on.



Example for breaking both sides of a 240 volt load using DPST contacts.



Example for controlling two loads simultaneously by using DPST contacts.

Notes

[illegible]

FF Series

Commercial Series

The FF Series Commercial Auto-Off Timers are designed to replace any standard wall switch - single or multi-gang. This series of energy-efficient mechanical timers do not require electricity to operate. In addition, they automatically limit the ON times for fans, lighting, motors, heaters, and other energy consuming loads.

Features

- Hold feature enables the user to override the automatic shut-off function
- Rugged time dial plate easily withstands the abuse encountered in commercial environments
- Commercial “brushed metal” (plastic construction) look meets NEC requirements
- Time saving up front terminal connection with teeter-type terminals
- Press-on knob design ensures quick and easy installation
- CFL compatible

Not for use with sunlamps, saunas, or loads that could cause personal injury if timed incorrectly.

Ratings

Resistive:	20 Amp, 125 VAC, 50/60 Hz 10 Amp, 250 VAC, 50/60 Hz 10 Amp, 277 VAC, 50/60 Hz
Tungsten:	7 Amp, 125 VAC
Motor:	1 HP, 120 VAC, 50/60 Hz 2 HP, 240 VAC, 50/60 Hz
Dimensions:	2.79" H x 1.6" W x 1.19" D


Project: _____

Location: _____

Product Type: _____

Contact/Phone: _____

Model #: _____



Model Number	Time Cycle	Switch	Hold	Color
FF5M	5 Minutes	SPST	No	Brushed Metal Finish
FF5MH	5 Minutes	SPST	Yes	Brushed Metal Finish
FF15MC	15 Minutes	SPST	No	Brushed Metal Finish
FF15MH	15 Minutes	SPST	Yes	Brushed Metal Finish
FF30MC	30 Minutes	SPST	No	Brushed Metal Finish
FF30MH	30 Minutes	SPST	Yes	Brushed Metal Finish
FF60MC	60 Minutes	SPST	No	Brushed Metal Finish
FF60MHC	60 Minutes	SPST	Yes	Brushed Metal Finish
FF2H	2 Hours	SPST	No	Brushed Metal Finish
FF4H	4 Hours	SPST	No	Brushed Metal Finish
FF6H	6 Hours	SPST	No	Brushed Metal Finish
FF6HH	6 Hours	SPST	Yes	Brushed Metal Finish
FF12HC	12 Hours	SPST	No	Brushed Metal Finish
FF12HHC	12 Hours	SPST	Yes	Brushed Metal Finish
FF315M	15 Minutes	SPDT	No	Brushed Metal Finish
FF330M	30 Minutes	SPDT	No	Brushed Metal Finish
FF360M	60 Minutes	SPDT	No	Brushed Metal Finish
FF32H	2 Hours	SPDT	No	Brushed Metal Finish
FF32HH	2 Hours	SPDT	Yes	Brushed Metal Finish
FF34H	4 Hours	SPDT	No	Brushed Metal Finish
FF34HH	4 Hours	SPDT	Yes	Brushed Metal Finish
FF36H	6 Hours	SPDT	No	Brushed Metal Finish
FF312H	12 Hours	SPDT	No	Brushed Metal Finish
FF312HH	12 Hours	SPDT	Yes	Brushed Metal Finish
FF415M	15 Minutes	DPST	No	Brushed Metal Finish
FF430M	30 Minutes	DPST	No	Brushed Metal Finish
FF460M	60 Minutes	DPST	No	Brushed Metal Finish
FF46H	6 Hours	DPST	No	Brushed Metal Finish
FF412H	12 Hours	DPST	No	Brushed Metal Finish

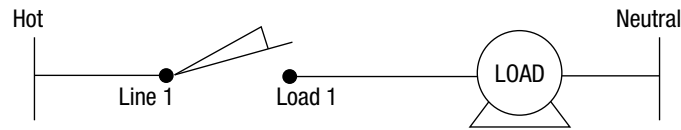
Specification

The timer shall be of the appropriate dimensions and design to provide for direct replacement of a standard wall switch in a single gang 2 1/2" deep junction box. The timer shall include a spiral time scale to provide easy selection of a desired time setting. Molded white knob and brushed metal finish wall plate shall be a press-on type requiring no screw or other hardware to secure. The polymeric time dial shall replace a standard switch plate without modifications. The timer shall have a UL listed rating of:

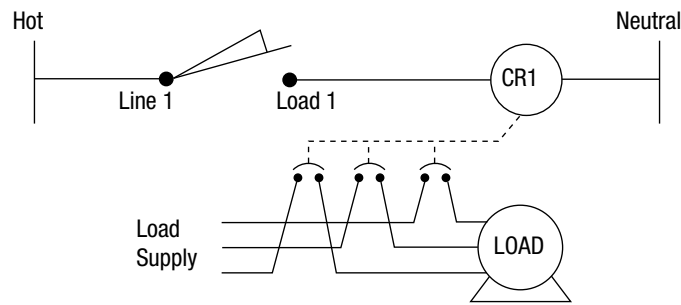
- 1 HP at 125 VAC, 50/60 Hz
- 2 HP at 250 VAC, 50/60 Hz
- 20 Amp, 120 VAC, 50/60 Hz
- 10 Amp, 250 VAC, 50/60 Hz
- 10 Amp, 277 VAC, 50/60 Hz
- 7 Amp, 125 VAC, Tungsten

The timer field wiring connections shall be secured by means of a teeter-type terminal screw to provide secure connections for appropriate wire sizes. The timer shall be _____ (SPST)(DPST)(SPDT). The timer _____ (Shall) (Shall Not) have a Hold feature and shall have a time cycle of _____ (See Time Cycles Listed). The timer shall be Intermatic model _____ (See Model Numbers Listed).

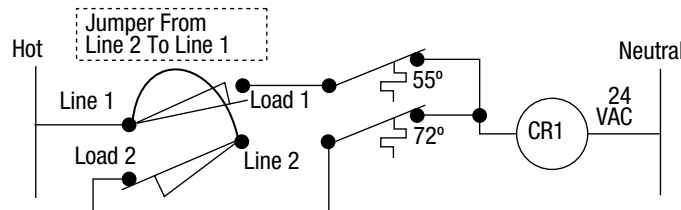
Diagrams



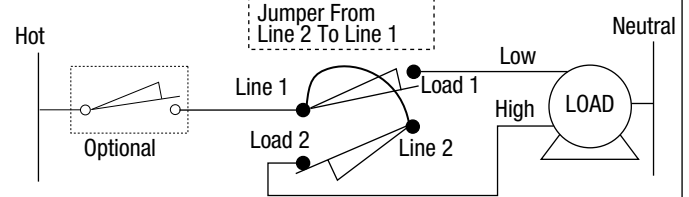
Example for SPST motor load control.



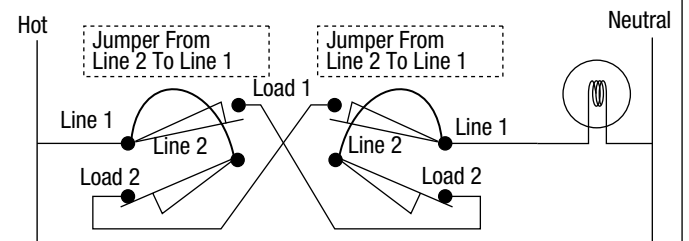
Example for SPST large motor load control using a 3-pole contactor or motor starter.



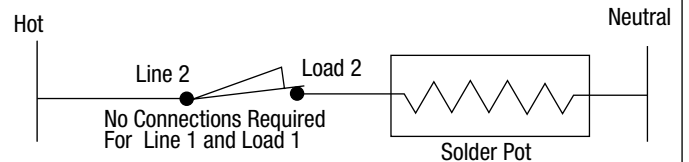
Example for control of low voltage set-back set-up thermostats using SPDT timer.



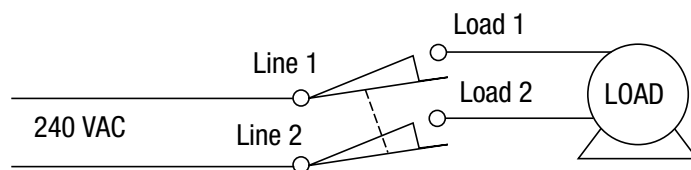
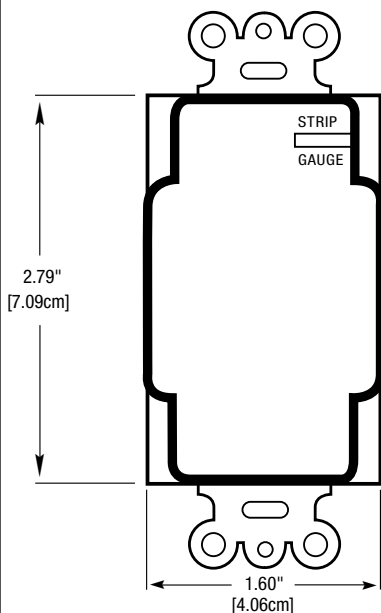
Example for timed selection of low or high speed motor with optional timer to limit operation time regardless of speed selected.



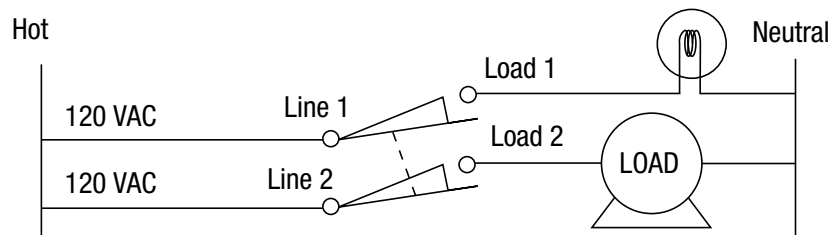
Example for 3-way load control providing timed override from more than one location.



Example for reverse action control. The load is switched off when timer is operated for a limited time then switches back on.



Example for breaking both sides of a 240 volt load using DPST contacts.



Example for controlling two loads simultaneously by using DPST contacts.

[illegible]