

## FEATURES & SPECIFICATIONS

**INTENDED USE** — Low-profile static luminaire provides general illumination for recessed applications; ideal for restricted plenum spaces. **Certain airborne contaminants can diminish integrity of acrylic.** [Click here for Acrylic Environmental Compatibility table for suitable uses.](#)

Attributes: Designed exclusively for use with T8 lamps, electronic ballasts and sockets.

**CONSTRUCTION** — Smooth hemmed sides and smooth, inward formed end flanges for safe handling. Lighter weight fixture allows for safe, easy installation.

Standard steel door frame has superior structural integrity with premium extruded appearance and precision flush mitered corners. Steel door allows easy lens replacement without frame disassembly (for lenses up to .156" thick). Powder painted, steel latches provide easy, secure door closure.

Superior mechanical light seal requires no foam gasketing. Integral T-bar clips secure fixture to T-bar system. Housing formed from cold-rolled steel. Acrylic shielding material 100% UV stabilized. No asbestos is used in this product.

Finish: Five-stage iron-phosphate pretreatment ensures superior paint adhesion and rust resistance. Painted parts finished with high-gloss, baked white enamel.

**ELECTRICAL** — Standard ballast is electronic, thermally protected, resetting, Class P, HPF, non-PCB, UL Listed, CSA certified ballast, universal voltage and sound rated A.

Luminaire is suitable for damp locations. AWM, TFN or THHN wire used throughout, rated for required temperatures.

**MVOLT ballasts are Full light output - reduced energy. Less than 10% THD. Multi-volt operation, 120-277V.**

**LISTINGS** — Standard: UL.

**WARRANTY** — 2-year limited warranty. Complete warranty terms located at [www.acuitybrands.com/CustomerResources/Terms\\_and\\_conditions.aspx](http://www.acuitybrands.com/CustomerResources/Terms_and_conditions.aspx)

NOTE: Actual performance may differ as a result of end-user environment and application. Specifications subject to change without notice.

Catalog Number
Notes
Type

Contractor Select

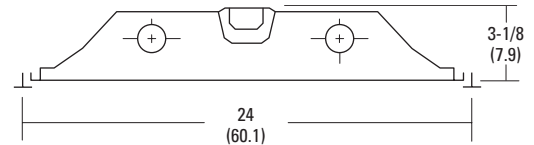
# Troffers



GT



2GT



GT Specifications

Length: 48 (121.9)  
Width: 24 (60.1)  
Depth: 3-1/8 (7.9)

2GT Specifications

Length: 24 (60.1)  
Width: 24 (60.1)  
Depth: 3-1/8 (7.9)

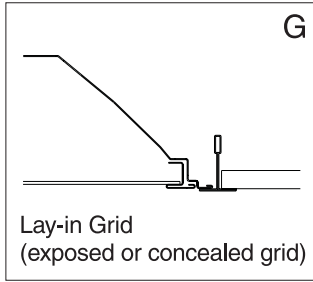
All dimensions are inches (centimeters).

### ORDERING INFORMATION

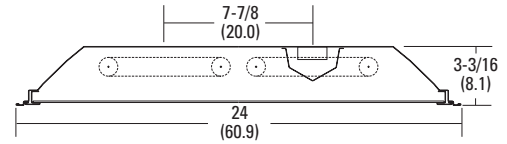
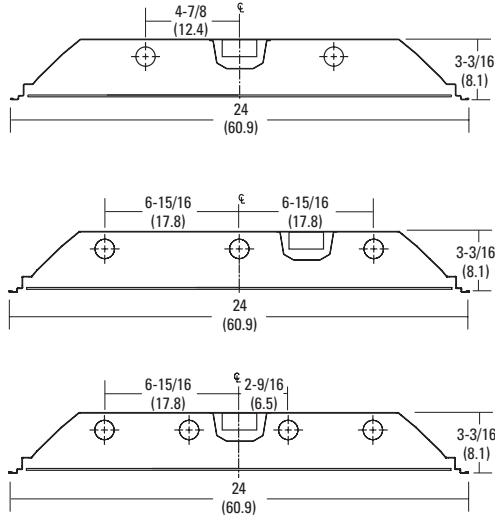
Catalog Number	UPC	Description	# of Lamps	Wattage	Voltage	Ballast Type	Pre-Wired	# of Ballasts	Lamp Type	Lamp Included	Pallet Qty.
GT2 MV	745975081714	2x4 troffer	2	32	120-277	Electronic, instant start	N	1	N/A	N	28
GT2L MV	745977456510	2x4 troffer	2	32	120-277	Electronic, instant start	N	1	3500K	Y	28
GT2LW MV	745976576271	2x4 troffer	2	32	120-277	Electronic, instant start	Y	1	3500K	Y	28
GT3 2MV	745975083510	2x4 troffer	3	32	120-277	Electronic, instant start	N	2	N/A	N	28
GT3 MV	745975081721	2x4 troffer	3	32	120-277	Electronic, instant start	N	1	N/A	N	28
GT3L MV	745975081684	2x4 troffer	3	32	120-277	Electronic, instant start	N	1	3500K	Y	28
GT3L 2MV	745972879154	2x4 troffer	3	32	120-277	Electronic, instant start	N	2	3500K	Y	28
GT3L41 MV	745975083541	2x4 troffer	3	32	120-277	Electronic, instant start	N	1	4100K	Y	28
GT3LW MV	745975081882	2x4 troffer	3	32	120-277	Electronic, instant start	Y	1	3500K	Y	28
GT3L41W MV	745975799206	2x4 troffer	3	32	120-277	Electronic, instant start	Y	1	4100K	Y	28
GT4 2MV	745975081998	2x4 troffer	4	32	120-277	Electronic, instant start	N	2	N/A	N	28
GT4 MV	745975081776	2x4 troffer	4	32	120-277	Electronic, instant start	N	1	N/A	N	28
GT4L MV	745975081912	2x4 troffer	4	32	120-277	Electronic, instant start	N	1	3500K	Y	28
GT4L41 MV	745975083565	2x4 troffer	4	32	120-277	Electronic, instant start	N	1	4100K	Y	28
GT4L41W MV	745975083534	2x4 troffer	4	32	120-277	Electronic, instant start	Y	1	4100K	Y	28
GT4LW MV	745975081707	2x4 troffer	4	32	120-277	Electronic, instant start	Y	1	3500K	Y	28
GT2U MV	745975081967	2x2 troffer	2	32-U lamp	120-277	Electronic, instant start	N	1	N/A	N	56
GT2ULW MV	745976402662	2x2 troffer	2	32-U lamp	120-277	Electronic, instant start	Y	1	3500K	Y	56

# Troffers

## MOUNTING DATA



## DIMENSIONS



## PHOTOMETRICS

Calculated using the zonal cavity method in accordance with IESNA LM41 procedure. Floor reflectances are 20%. Lamp configurations shown are typical. Full photometric data on these and other configurations available upon request.

### GT2U MV

#### Report LTL 7534

Lumens per lamp - 2600 – Lum. eff. - 72.9%

S/MH (along) 1.2 (across) 1.4

#### Coefficient of Utilization

Ceiling	80%				70%				50%	
	Wall	70%	50%	30%	70%	50%	30%	50%	30%	10%
0	87	87	87	85	85	85	81	81	81	81
1	80	77	74	78	75	72	72	70	68	68
2	73	68	63	71	66	62	64	60	57	57
3	67	60	54	65	59	54	57	52	49	49
4	62	54	48	60	53	47	51	46	42	42
5	57	48	42	56	47	42	46	41	37	37
6	53	44	37	52	43	37	42	36	32	32
7	49	40	34	48	39	33	38	33	29	29
8	46	36	30	45	36	30	35	30	26	26
9	43	33	28	42	33	27	32	27	23	23
10	40	31	25	39	30	25	30	25	21	21

#### Zonal Lumens Summary

Zone	Lumens	%Lamp	%Fixture
0-30	1191	22.9	31.4
0-40	1950	37.5	51.4
0-60	3220	61.9	84.9
0-90	3793	72.9	100.0
90-180	0	0	0
0-180	3793	72.9	100.0

### GT3 MV

#### Report LTL 7421

Lumens per lamp - 2850 – Lum. eff. - 80.1%

S/MH (along) 1.2 (across) 1.4

#### Coefficient of Utilization

Ceiling	80%				70%				50%	
	Wall	70%	50%	30%	70%	50%	30%	50%	30%	10%
0	95	95	95	93	93	93	89	89	89	89
1	88	84	81	85	82	79	79	76	74	74
2	80	74	69	78	72	68	70	66	62	62
3	74	66	59	72	64	58	62	57	53	53
4	68	58	52	66	57	51	55	50	46	46
5	62	52	45	61	52	45	50	44	40	40
6	58	47	40	56	47	40	45	39	35	35
7	54	43	36	52	42	36	41	35	31	31
8	50	39	33	49	39	32	38	32	28	28
9	47	36	30	45	36	29	35	29	25	25
10	44	33	27	43	33	27	32	27	23	23

#### Zonal Lumens Summary

Zone	Lumens	%Lamp	%Fixture
0-30	2066	24.2	30.2
0-40	3412	39.9	49.8
0-60	5768	67.5	84.2
0-90	6851	80.1	100.0
90-180	0	0	0
0-180	6851	80.1	100.0

### GT4 MV

#### Report LTL 7425

Lumens per lamp - 2850 – Lum. eff. - 78.6%

S/MH (along) 1.2 (across) 1.4

#### Coefficient of Utilization

Ceiling	80%				70%				50%	
	Wall	70%	50%	30%	70%	50%	30%	50%	30%	10%
0	94	94	94	91	91	91	87	87	87	87
1	86	82	79	84	81	78	77	75	73	73
2	79	73	68	77	71	67	68	64	61	61
3	72	64	58	70	63	57	61	56	52	52
4	66	57	51	65	56	50	54	49	45	45
5	61	51	45	60	51	44	49	43	39	39
6	57	47	40	55	46	39	44	39	34	34
7	53	42	36	51	42	35	40	35	31	31
8	49	39	32	48	38	32	37	31	27	27
9	46	35	29	45	35	29	34	29	25	25
10	43	33	27	42	32	27	32	26	22	22

#### Zonal Lumens Summary

Zone	Lumens	%Lamp	%Fixture
0-30	2718	23.8	30.3
0-40	4481	39.3	50.0
0-60	7553	66.3	84.2
0-90	8965	78.6	100.0
90-180	0	0	0
0-180	8965	78.6	100.0

## FEATURES & SPECIFICATIONS

**INTENDED USE** — Low-profile static luminaire provides general illumination for recessed applications; ideal for restricted plenum spaces. **Certain airborne contaminants can diminish integrity of acrylic.** [Click here for Acrylic Environmental Compatibility table for suitable uses.](#)

Attributes: Designed exclusively for use with T8 lamps, electronic ballasts and sockets.

**CONSTRUCTION** — Smooth hemmed sides and smooth, inward formed end flanges for safe handling. Lighter weight fixture allows for safe, easy installation.

Standard steel door frame has superior structural integrity with premium extruded appearance and precision flush mitered corners. Steel door allows easy lens replacement without frame disassembly (for lenses up to .156" thick). Powder painted, steel latches provide easy, secure door closure.

Superior mechanical light seal requires no foam gasketing. Integral T-bar clips secure fixture to T-bar system. Housing formed from cold-rolled steel. Acrylic shielding material 100% UV stabilized. No asbestos is used in this product.

Finish: Five-stage iron-phosphate pretreatment ensures superior paint adhesion and rust resistance. Painted parts finished with high-gloss, baked white enamel.

**ELECTRICAL** — Standard ballast is electronic, thermally protected, resetting, Class P, HPF, non-PCB, UL Listed, CSA certified ballast, universal voltage and sound rated A.

Luminaire is suitable for damp locations. AWM, TFN or THHN wire used throughout, rated for required temperatures.

**MVOLT ballasts are Full light output - reduced energy. Less than 10% THD. Multi-volt operation, 120-277V.**

**LISTINGS** — Standard: UL.

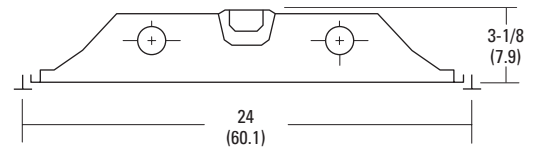
**WARRANTY** — 2-year limited warranty. Complete warranty terms located at [www.acuitybrands.com/CustomerResources/Terms\\_and\\_conditions.aspx](http://www.acuitybrands.com/CustomerResources/Terms_and_conditions.aspx)

NOTE: Actual performance may differ as a result of end-user environment and application. Specifications subject to change without notice.

Catalog Number
Notes
Type

Contractor Select

# Troffers



GT Specifications

Length: 48 (121.9)  
Width: 24 (60.1)  
Depth: 3-1/8 (7.9)

2GT Specifications

Length: 24 (60.1)  
Width: 24 (60.1)  
Depth: 3-1/8 (7.9)

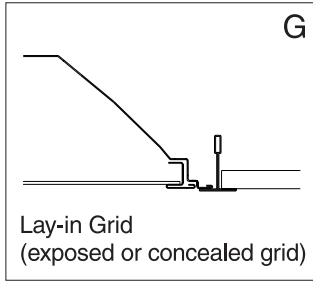
All dimensions are inches (centimeters).

### ORDERING INFORMATION

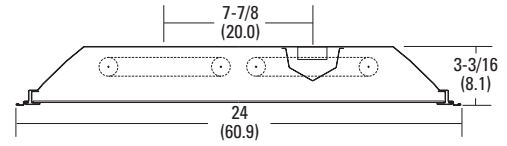
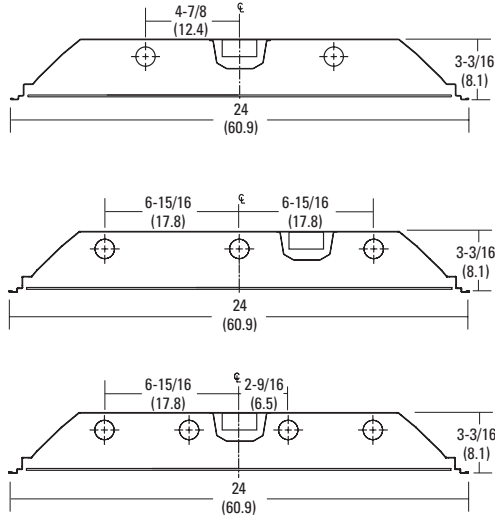
Catalog Number	UPC	Description	# of Lamps	Wattage	Voltage	Ballast Type	Pre-Wired	# of Ballasts	Lamp Type	Lamp Included	Pallet Qty.
GT2 MV	745975081714	2x4 troffer	2	32	120-277	Electronic, instant start	N	1	N/A	N	28
GT2L MV	745977456510	2x4 troffer	2	32	120-277	Electronic, instant start	N	1	3500K	Y	28
GT2LW MV	745976576271	2x4 troffer	2	32	120-277	Electronic, instant start	Y	1	3500K	Y	28
GT3 2MV	745975083510	2x4 troffer	3	32	120-277	Electronic, instant start	N	2	N/A	N	28
GT3 MV	745975081721	2x4 troffer	3	32	120-277	Electronic, instant start	N	1	N/A	N	28
GT3L MV	745975081684	2x4 troffer	3	32	120-277	Electronic, instant start	N	1	3500K	Y	28
GT3L 2MV	745972879154	2x4 troffer	3	32	120-277	Electronic, instant start	N	2	3500K	Y	28
GT3L41 MV	745975083541	2x4 troffer	3	32	120-277	Electronic, instant start	N	1	4100K	Y	28
GT3LW MV	745975081882	2x4 troffer	3	32	120-277	Electronic, instant start	Y	1	3500K	Y	28
GT3L41W MV	745975799206	2x4 troffer	3	32	120-277	Electronic, instant start	Y	1	4100K	Y	28
GT4 2MV	745975081998	2x4 troffer	4	32	120-277	Electronic, instant start	N	2	N/A	N	28
GT4 MV	745975081776	2x4 troffer	4	32	120-277	Electronic, instant start	N	1	N/A	N	28
GT4L MV	745975081912	2x4 troffer	4	32	120-277	Electronic, instant start	N	1	3500K	Y	28
GT4L41 MV	745975083565	2x4 troffer	4	32	120-277	Electronic, instant start	N	1	4100K	Y	28
GT4L41W MV	745975083534	2x4 troffer	4	32	120-277	Electronic, instant start	Y	1	4100K	Y	28
GT4LW MV	745975081707	2x4 troffer	4	32	120-277	Electronic, instant start	Y	1	3500K	Y	28
GT2U MV	745975081967	2x2 troffer	2	32-U lamp	120-277	Electronic, instant start	N	1	N/A	N	56
GT2ULW MV	745976402662	2x2 troffer	2	32-U lamp	120-277	Electronic, instant start	Y	1	3500K	Y	56

# Troffers

## MOUNTING DATA



## DIMENSIONS



## PHOTOMETRICS

Calculated using the zonal cavity method in accordance with IESNA LM41 procedure. Floor reflectances are 20%. Lamp configurations shown are typical. Full photometric data on these and other configurations available upon request.

### GT2U MV

#### Report LTL 7534

Lumens per lamp - 2600 – Lum. eff. - 72.9%

S/MH (along) 1.2 (across) 1.4

#### Coefficient of Utilization

Ceiling	80%				70%				50%			
	Wall	70%	50%	30%	70%	50%	30%	50%	30%	10%	10%	
0	87	87	87	85	85	85	81	81	81			
1	80	77	74	78	75	72	72	70	68			
2	73	68	63	71	66	62	64	60	57			
3	67	60	54	65	59	54	57	52	49			
4	62	54	48	60	53	47	51	46	42			
5	57	48	42	56	47	42	46	41	37			
6	53	44	37	52	43	37	42	36	32			
7	49	40	34	48	39	33	38	33	29			
8	46	36	30	45	36	30	35	30	26			
9	43	33	28	42	33	27	32	27	23			
10	40	31	25	39	30	25	30	25	21			

#### Zonal Lumens Summary

Zone	Lumens	%Lamp	%Fixture
0-30	1191	22.9	31.4
0-40	1950	37.5	51.4
0-60	3220	61.9	84.9
0-90	3793	72.9	100.0
90-180	0	0	0
0-180	3793	72.9	100.0

### GT3 MV

#### Report LTL 7421

Lumens per lamp - 2850 – Lum. eff. - 80.1%

S/MH (along) 1.2 (across) 1.4

#### Coefficient of Utilization

Ceiling	80%				70%				50%			
	Wall	70%	50%	30%	70%	50%	30%	50%	30%	10%		
0	95	95	95	93	93	93	89	89	89			
1	88	84	81	85	82	79	79	76	74			
2	80	74	69	78	72	68	70	66	62			
3	74	66	59	72	64	58	62	57	53			
4	68	58	52	66	57	51	55	50	46			
5	62	52	45	61	52	45	50	44	40			
6	58	47	40	56	47	40	45	39	35			
7	54	43	36	52	42	36	41	35	31			
8	50	39	33	49	39	32	38	32	28			
9	47	36	30	45	36	29	35	29	25			
10	44	33	27	43	33	27	32	27	23			

#### Zonal Lumens Summary

Zone	Lumens	%Lamp	%Fixture
0-30	2066	24.2	30.2
0-40	3412	39.9	49.8
0-60	5768	67.5	84.2
0-90	6851	80.1	100.0
90-180	0	0	0
0-180	6851	80.1	100.0

### GT4 MV

#### Report LTL 7425

Lumens per lamp - 2850 – Lum. eff. - 78.6%

S/MH (along) 1.2 (across) 1.4

#### Coefficient of Utilization

Ceiling	80%				70%				50%			
	Wall	70%	50%	30%	70%	50%	30%	50%	30%	10%		
0	94	94	94	91	91	91	87	87	87			
1	86	82	79	84	81	78	77	75	73			
2	79	73	68	77	71	67	68	64	61			
3	72	64	58	70	63	57	61	56	52			
4	66	57	51	65	56	50	54	49	45			
5	61	51	45	60	51	44	49	43	39			
6	57	47	40	55	46	39	44	39	34			
7	53	42	36	51	42	35	40	35	31			
8	49	39	32	48	38	32	37	31	27			
9	46	35	29	45	35	29	34	29	25			
10	43	33	27	42	32	27	32	26	22			

#### Zonal Lumens Summary

Zone	Lumens	%Lamp	%Fixture
0-30	2718	23.8	30.3
0-40	4481	39.3	50.0
0-60	7553	66.3	84.2
0-90	8965	78.6	100.0
90-180	0	0	0
0-180	8965	78.6	100.0