



KT-LED36PSHID-E26-8CSB-D

HID REPLACEMENT LED LAMP

DESCRIPTION

Power Select + Color Select 36W HID Replacement LED Lamp | 80 CRI | IP64



LAMP TYPE: HID Replacement LED
BASE TYPE: E26 (Medium)
SELECTABLE WATTAGE: 36/27/18W
SELECTABLE COLOR TEMPERATURE: 3000/4000/5000K
METAL HALIDE EQUIVALENT: 150W
COLOR RENDERING INDEX (CRI): > 80
WARRANTY: 5 Years



PRODUCT FEATURES


- Replacement for conventional metal halide lamp
- Keystone Power Select Technology (36/27/18W)
- Keystone Color Select Technology (3000/4000/5000K)
- 50,000 + hour lifetime
- Environmentally friendly: No mercury used
- Instant startup
- Operating temperature: -40°C/-40°F to 60°C/140°F
- UL listed
- Integral driver, eliminates the need for external driver or ballast; includes 4kV surge protection
- IP64 rated; integrated heat sink quickly dissipates heat and guides water intrusion out of the lamp
- Suitable for use in fully enclosed fixture. Minimum lamp compartment dimensions: 8in x 8in x 9in
- Do not use with standard dimmers. Not compatible with phase dimmers. Dimming functions with sensors only

ELECTRICAL AND PERFORMANCE SPECIFICATIONS

Keystone Catalog Number	Input Voltage	Selectable Power	Selectable CCT	Lumens	Efficacy	Base Type	CRI	Input Current
KT-LED36PSHID-E26-8CSB-D	120-277V	36W	3000K	4860 lm	135 lm/W	E26	> 80	0.30A @ 120V 0.13A @ 277V
			4000K	5220 lm	145 lm/W			
			5000K	5040 lm	140 lm/W			
	120-277V	27W	3000K	3645 lm	135 lm/W	E26	> 80	0.23A @ 120V 0.10A @ 277V
			4000K	3915 lm	145 lm/W			
			5000K	3780 lm	140 lm/W			
	120-277V	18W	3000K	2430 lm	135 lm/W	E26	> 80	0.15A @ 120V 0.06A @ 277V
			4000K	2610 lm	145 lm/W			
			5000K	2520 lm	140 lm/W			

* Color Uniformity: CCT (Correlated Color Temperature) range as per guidelines outlined in ANSI C78.377-2017

SELECTABILITY





KT-LED36PSHID-E26-8CSB-D


HID REPLACEMENT LED LAMP

SMART PORT LED



On the top of the lamp is a low-voltage AUX port for lamp level sensor controls.

SMART PORT LED AUX SENSORS

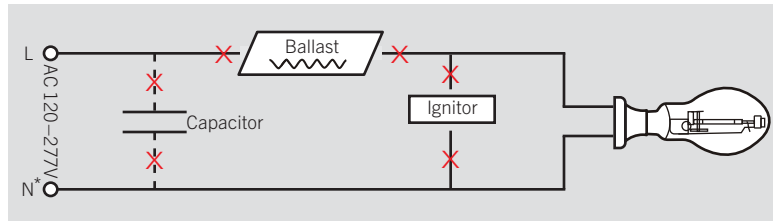


* For use with continuous dimming applications.

WIRING INSTRUCTIONS


STEP 1

Disconnect power. Disconnect and remove existing ballast, capacitor, and/or ignitor (where applicable) from fixture.




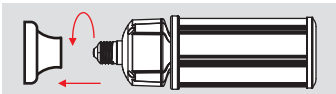
STEP 2

Rewire for line voltage to the lamp socket. Lamp is compatible with 120-277V from single phase, three phase wye, and three phase delta systems.



STEP 3

Install new LED replacement lamp. Ensure lamp is operating properly when power is turned on.



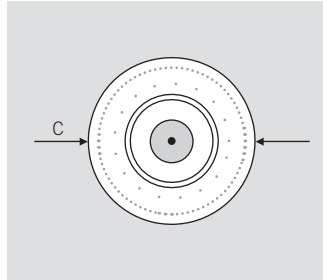
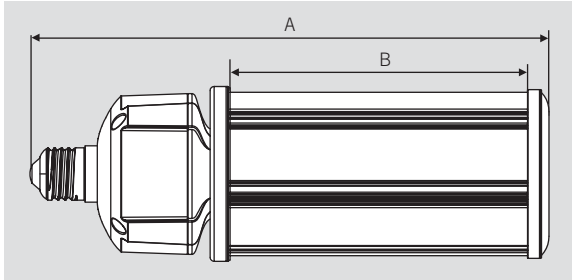
*or other line for certain three phase systems such as 120/208 three phase wye systems



KT-LED36PSHID-E26-8CSB-D

HID REPLACEMENT LED LAMP

PHYSICAL CHARACTERISTICS



LAMP DIMENSIONS

A (Body Length)	7.90"
B (Illuminated Length)	3.87"
C (Diameter)	3.30"

BASE TYPE: E26 (Medium)

ORDERING INFORMATION

ORDER CODE	PACK QTY.	EASY CODE	UPC
KT-LED36PSHID-E26-8CSB-D	16	FAC-85	843654126999

CATALOG NUMBER BREAKDOWN

KT-LED36PSHID-E26-8CSB-D

1 2 3 4 5 6 7 8 9 10

- 1 Keystone Technologies
- 2 LED Lamp
- 3 Max Wattage
- 4 Power Select
- 5 Lamp Type
- 6 Base Type
- 7 80 CRI
- 8 Color Select
- 9 Color Select Designation
- 10 Direct Drive

9 Color Select Designation

B 3000/4000/5000K