

Maestro C•L Dimmer

Dimmer for CFL and LED dimmable bulbs

Features

- Large tapswitch with a rocker-style dimmer for a standard designer wallplate opening.
- Advanced dimming technology designed for compatibility with a broader range of high efficacy bulbs.
- UL Listed to control:
 - Dimmable Compact Fluorescent Lamps (CFLs) with integrated ballast
 - Dimmable LED with integrated driver
 - Halogen
 - Incandescent
- Low-end adjustment to accommodate a wide range of bulbs.
- No neutral required for retrofit applications.
- Tapswitch returns load to previous level.
- Can be used in single-pole, multi-location (using MA-R), or 3-way mechanical switch¹ applications.
- Coordinating Claro and Stainless Steel wallplates available separately.
- 100% factory tested.
- NEMA SSL-7A Compliant

Product Specific Features

- Capable of controlling up to 150 W Dimmable CFL/LED or 600 W Incandescent/Halogen or Mixed bulb type per **Multigang and Mixed Bulb Type Ratings** table (see page 3).

Notes:

¹ An additional wiring and programming step is required for 3-way mechanical switch applications. Not for use in 4-way mechanical switch applications.

² "XX" Color codes, see section "Colors and Finishes" on the next page.

³ For clamshell packaging add "H" after "153M". Not available in BR or GR.

⁴ For 3-way and 4-way dimming, use Maestro companion dimmers.

⁵ Clamshell packaged product for Canada. Not available in BR or GR.

⁶ Clamshell packaged product. Not available in BR or GR.



Wallplate sold separately

Model Number

MACL-153M-XX^{2,3} Single-pole/3-way¹ / Multi-location⁴

MACL-153MH-XX-C^{2,5} Single-pole/3-way¹ / Multi-location⁴

Packages

MACL-153M-RHW-XX^{2,6} includes: 1 MACL-153M-XX, 1 MA-R-XX, and 2 CW-1-XX.

MACL-153MRHW-XXC^{2,5} includes: 1 MACL-153M-XX, 1 MA-R-XX, and 2 CW-1-XX.

Job Name:

Model Numbers:

Job Number:

Specifications

Regulatory Approvals

- UL Listed to U.S. and Canadian safety requirements (UL 1472 / CSA C22.2 184.1)
- NOM

Power and Ratings

- 120 V~ 60 Hz
- Maximum Load
 - 150 W Dimmable CFL/LED
 - or**
 - 600 W Incandescent/Halogen
 - or**
 - Mixed bulb type per **Multigang and Mixed Bulb Type Ratings** table (see page 3)
- Minimum Load
 - See approved lamp list for CFL/LED
 - or**
 - 40 W Incandescent/Halogen

Environment

- For indoor use only
- Operating temperatures 32 °F (0 °C) to 104 °F (40 °C)

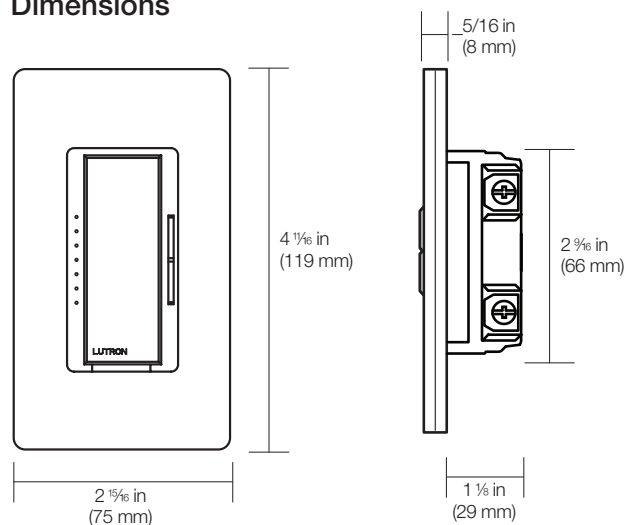
Performance

- Power-failure memory
- Raise/Lower Rocker
- Electrostatic discharge tested
- Precise color matching
- Includes a Front Accessible Service Switch (FASS) for safe bulb replacement

Application Requirements

- **When using CFLs or LEDs, only bulbs marked or rated as Dimmable can be used.**
- For a complete list of approved DIMMABLE CFLs and LEDs please call 1.800.523.9466 or visit www.lutron.com/dimcflled

Dimensions



Note: Requires a U.S. wallbox 2 1/4 in (57 mm) deep minimum.

Warranty

- 1 Year Limited Warranty
For additional Warranty information, please visit www.lutron.com/TechnicalDocumentLibrary/369-119_Wallbox_Warranty.pdf

Colors and Finishes

Gloss Finishes

WH	White	IV	Ivory
AL	Almond	LA	Light Almond
GR	Gray	BR	Brown
BL	Black		

Satin Colors




HT	Hot	MR	Merlot
PL	Plum	TQ	Turquoise
SG	Sea Glass	TP	Taupe
ES	Eggshell	BI	Biscuit
SW	Snow	PD	Palladium
MN	Midnight	TC	Terracotta
SI	Sienna	GB	Green Briar
BG	Bluestone	MS	Mocha Stone
GS	Goldstone	DS	Desert Stone
ST	Stone	LS	Limestone

Job Name:

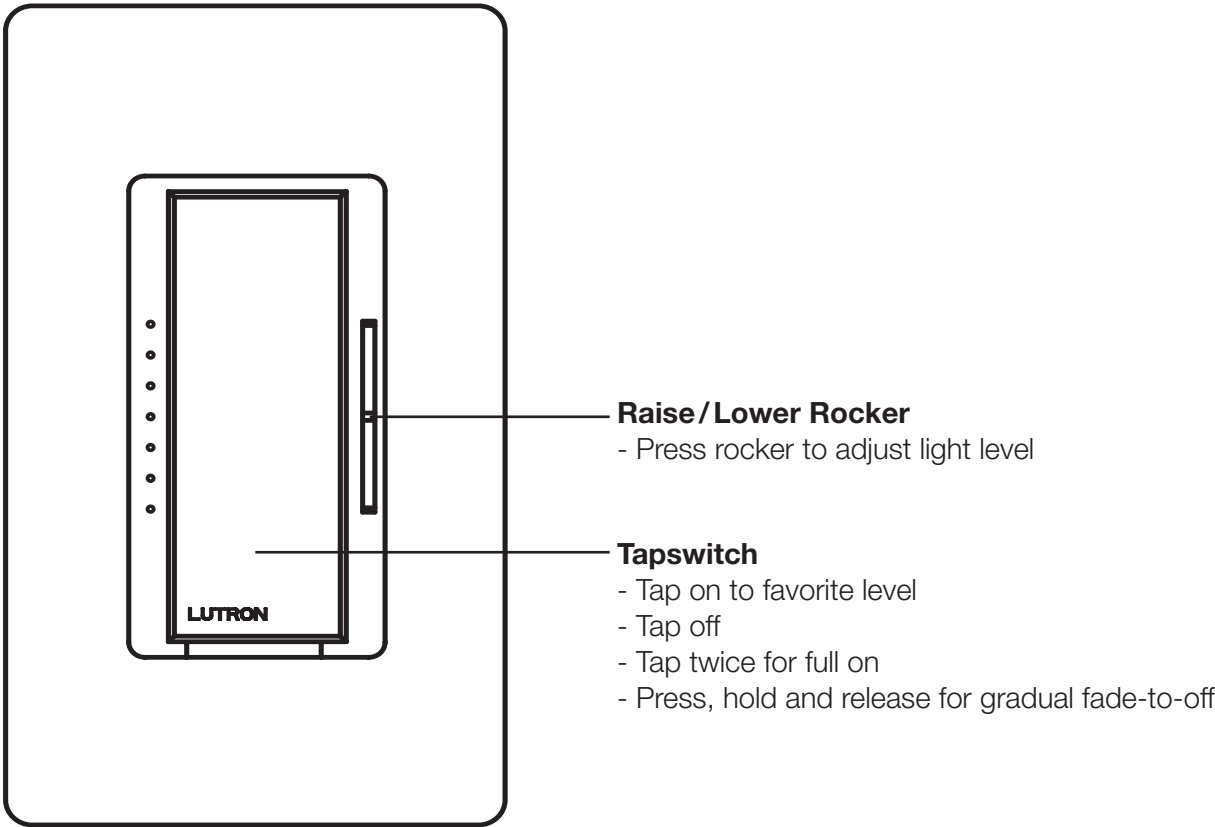
Model Numbers:

Job Number:

Multigang and Mixed-Bulb-Type Ratings

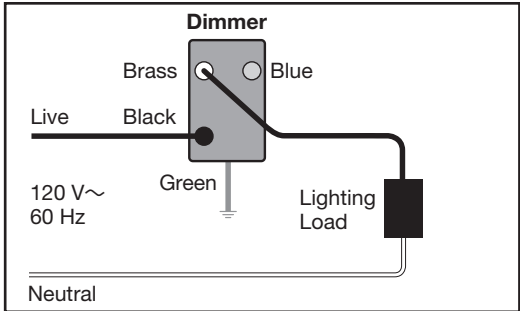
Total CFL•LED Wattage Installed (Watts per bulb X # of bulbs)	 CFL  LED	Maximum Allowable Incandescent/Halogen Wattage  INC/HAL		
		No sides removed	1 side removed	2 sides removed
0 W	+	600 W	500 W	400 W
1 W – 25 W	+	500 W	400 W	300 W
26 W – 50 W	+	400 W	300 W	200 W
51 W – 75 W	+	300 W	200 W	100 W
76 W – 100 W	+	200 W	100 W	50 W
101 W – 125 W	+	100 W	50 W	0 W
126 W – 150 W	+	0 W	0 W	0 W

Operation



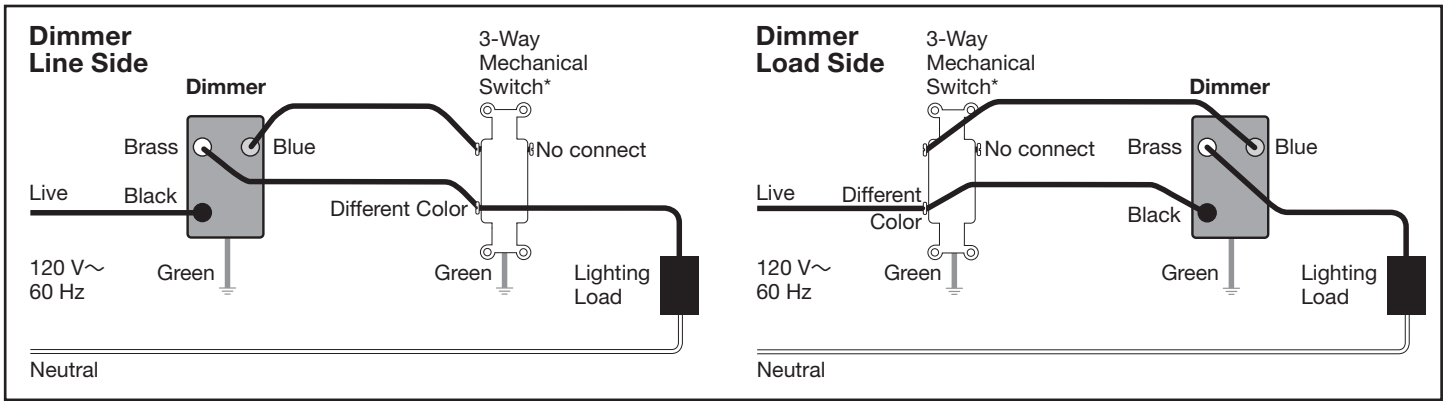
Wiring Diagrams

Single-Pole Wiring



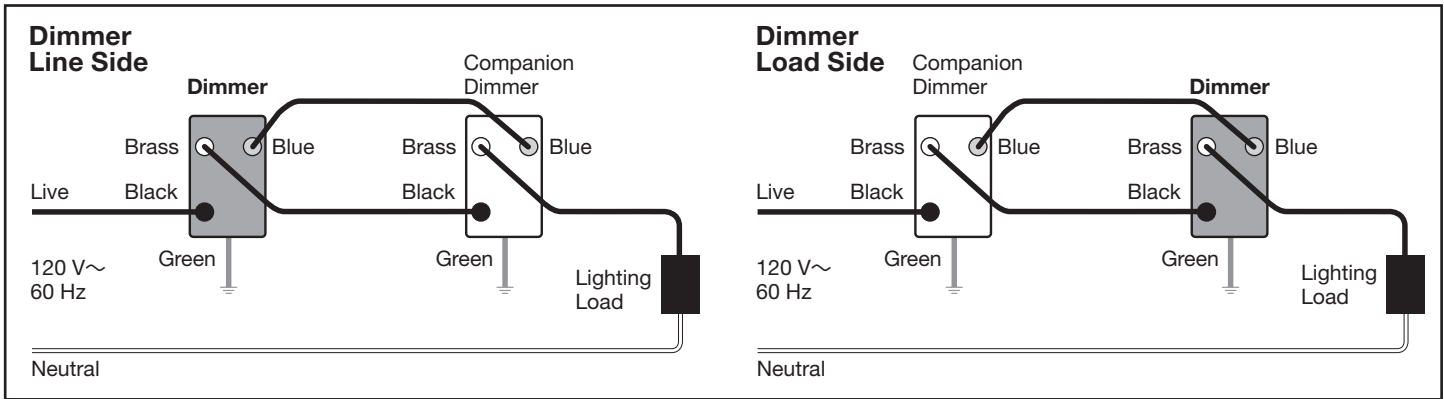
Note: Dimmer can be installed on the line side or load side of the circuit.

3-Way Wiring (Using 3-Way Mechanical Switch)



*Note: Screw terminal positions on 3-way mechanical switches may vary.

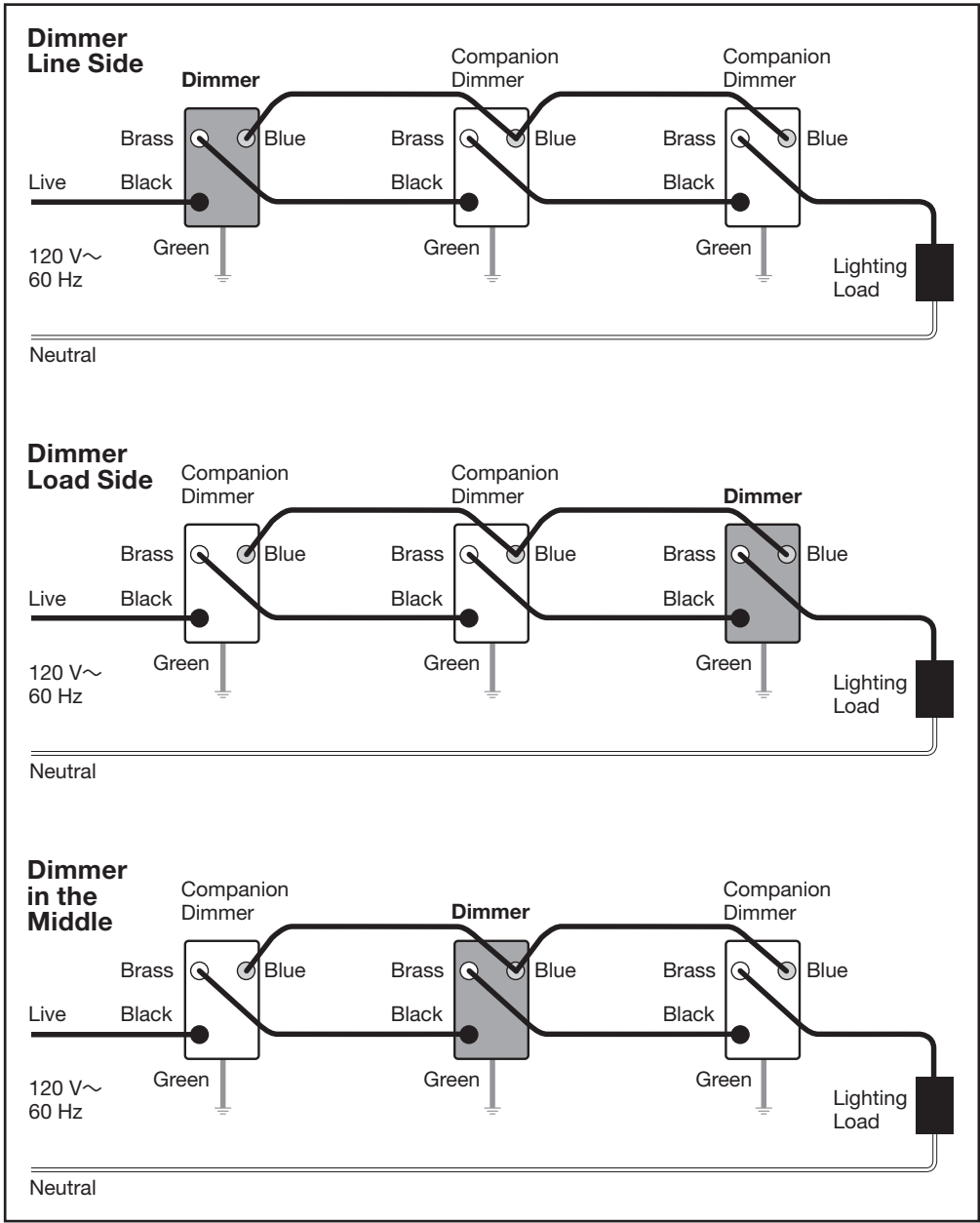
3-Way Wiring (Using MA-R Companion Dimmer)




Continued on next page...


Wiring Diagrams *(continued)*

4-Way Wiring (Using MA-R Companion Dimmer)



Note: Dimmer can be installed on the line side, load side, or in the middle of the circuit.

Lutron, , Maestro, C•L, and Satin Colors are trademarks of Lutron Electronics Co., Inc., registered in the U.S. and other countries. FASS is a trademark of Lutron Electronics Co., Inc.

 LUTRON SPECIFICATION SUBMITTAL		Page
Job Name:		
Job Number:	Model Numbers:	

Maestro C•L Dimmer

Dimmer for CFL and LED dimmable bulbs

Features

- Large tapswitch with a rocker-style dimmer for a standard designer wallplate opening.
- Advanced dimming technology designed for compatibility with a broader range of high efficacy bulbs.
- UL Listed to control:
 - Dimmable Compact Fluorescent Lamps (CFLs) with integrated ballast
 - Dimmable LED with integrated driver
 - Halogen
 - Incandescent
- Low-end adjustment to accommodate a wide range of bulbs.
- No neutral required for retrofit applications.
- Tapswitch returns load to previous level.
- Can be used in single-pole, multi-location (using MA-R), or 3-way mechanical switch¹ applications.
- Coordinating Claro and Stainless Steel wallplates available separately.
- 100% factory tested.
- NEMA SSL-7A Compliant

Product Specific Features

- Capable of controlling up to 150 W Dimmable CFL/LED or 600 W Incandescent/Halogen or Mixed bulb type per **Multigang and Mixed Bulb Type Ratings** table (see page 3).

Notes:

¹ An additional wiring and programming step is required for 3-way mechanical switch applications. Not for use in 4-way mechanical switch applications.

² "XX" Color codes, see section "Colors and Finishes" on the next page.

³ For clamshell packaging add "H" after "153M". Not available in BR or GR.

⁴ For 3-way and 4-way dimming, use Maestro companion dimmers.

⁵ Clamshell packaged product for Canada. Not available in BR or GR.

⁶ Clamshell packaged product. Not available in BR or GR.



Wallplate sold separately

Model Number

MACL-153M-XX^{2,3} Single-pole/3-way¹ / Multi-location⁴

MACL-153MH-XX-C^{2,5} Single-pole/3-way¹ / Multi-location⁴

Packages

MACL-153M-RHW-XX^{2,6} includes: 1 MACL-153M-XX, 1 MA-R-XX, and 2 CW-1-XX.

MACL-153MRHW-XXC^{2,5} includes: 1 MACL-153M-XX, 1 MA-R-XX, and 2 CW-1-XX.

Job Name:	Model Numbers:
Job Number:	

Specifications

Regulatory Approvals

- UL Listed to U.S. and Canadian safety requirements (UL 1472 / CSA C22.2 184.1)
- NOM

Power and Ratings

- 120 V~ 60 Hz
- Maximum Load
 - 150 W Dimmable CFL/LED
 - or**
 - 600 W Incandescent/Halogen
 - or**
 - Mixed bulb type per **Multigang and Mixed Bulb Type Ratings** table (see page 3)
- Minimum Load
 - See approved lamp list for CFL/LED
 - or**
 - 40 W Incandescent/Halogen

Environment

- For indoor use only
- Operating temperatures 32 °F (0 °C) to 104 °F (40 °C)

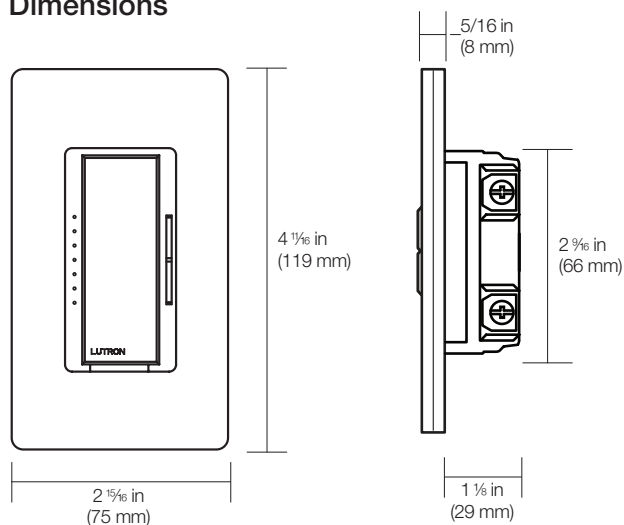
Performance

- Power-failure memory
- Raise/Lower Rocker
- Electrostatic discharge tested
- Precise color matching
- Includes a Front Accessible Service Switch (FASS) for safe bulb replacement

Application Requirements

- **When using CFLs or LEDs, only bulbs marked or rated as Dimmable can be used.**
- For a complete list of approved DIMMABLE CFLs and LEDs please call 1.800.523.9466 or visit www.lutron.com/dimcflled

Dimensions



Note: Requires a U.S. wallbox 2 1/4 in (57 mm) deep minimum.

Warranty

- 1 Year Limited Warranty
For additional Warranty information, please visit www.lutron.com/TechnicalDocumentLibrary/369-119_Wallbox_Warranty.pdf

Colors and Finishes

Gloss Finishes

WH	White	IV	Ivory
AL	Almond	LA	Light Almond
GR	Gray	BR	Brown
BL	Black		

Satin Colors




HT	Hot	MR	Merlot
PL	Plum	TQ	Turquoise
SG	Sea Glass	TP	Taupe
ES	Eggshell	BI	Biscuit
SW	Snow	PD	Palladium
MN	Midnight	TC	Terracotta
SI	Sienna	GB	Green Briar
BG	Bluestone	MS	Mocha Stone
GS	Goldstone	DS	Desert Stone
ST	Stone	LS	Limestone

Job Name:

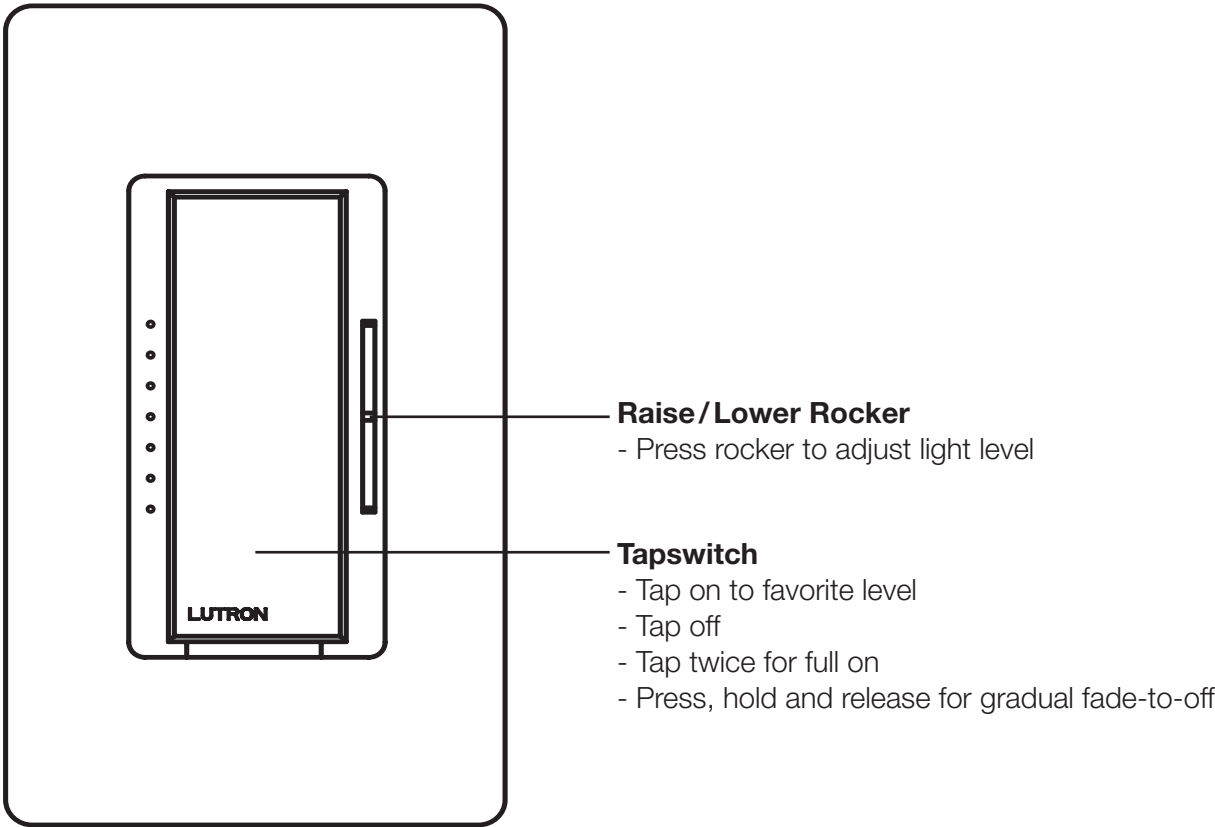
Model Numbers:

Job Number:

Multigang and Mixed-Bulb-Type Ratings

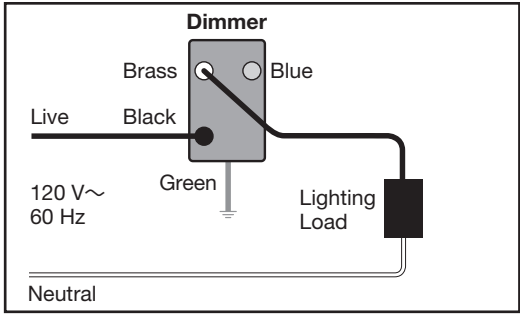
Total CFL•LED Wattage Installed (Watts per bulb X # of bulbs)	 CFL  LED	Maximum Allowable Incandescent/Halogen Wattage  INC/HAL		
		No sides removed	1 side removed	2 sides removed
0 W	+	600 W	500 W	400 W
1 W – 25 W	+	500 W	400 W	300 W
26 W – 50 W	+	400 W	300 W	200 W
51 W – 75 W	+	300 W	200 W	100 W
76 W – 100 W	+	200 W	100 W	50 W
101 W – 125 W	+	100 W	50 W	0 W
126 W – 150 W	+	0 W	0 W	0 W

Operation



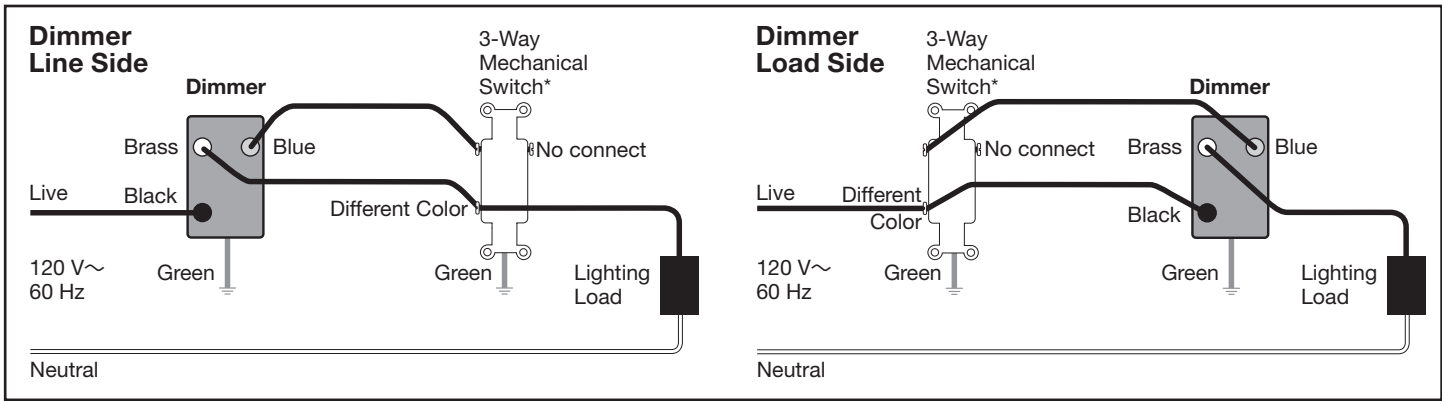
Wiring Diagrams

Single-Pole Wiring



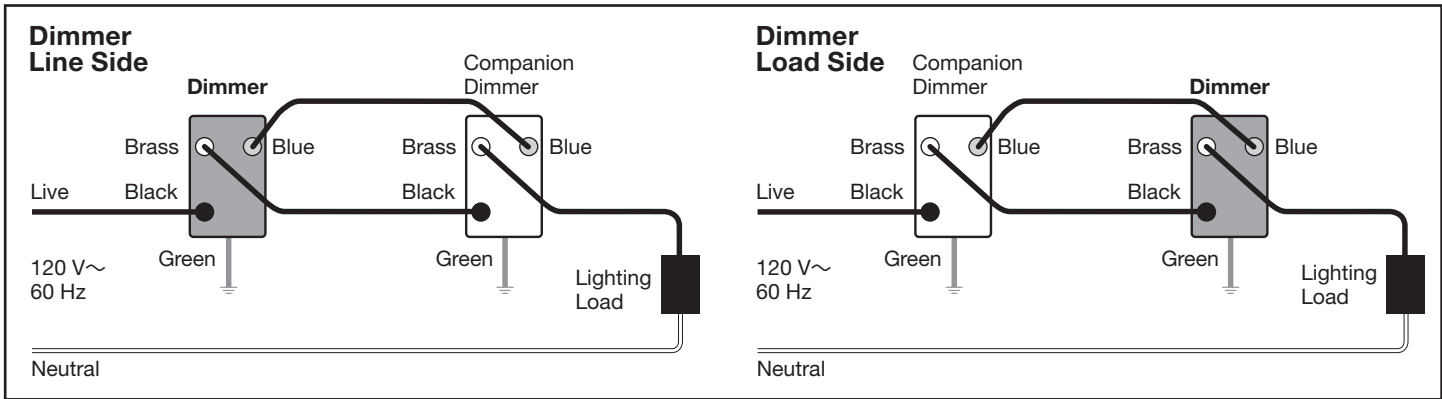
Note: Dimmer can be installed on the line side or load side of the circuit.

3-Way Wiring (Using 3-Way Mechanical Switch)



*Note: Screw terminal positions on 3-way mechanical switches may vary.

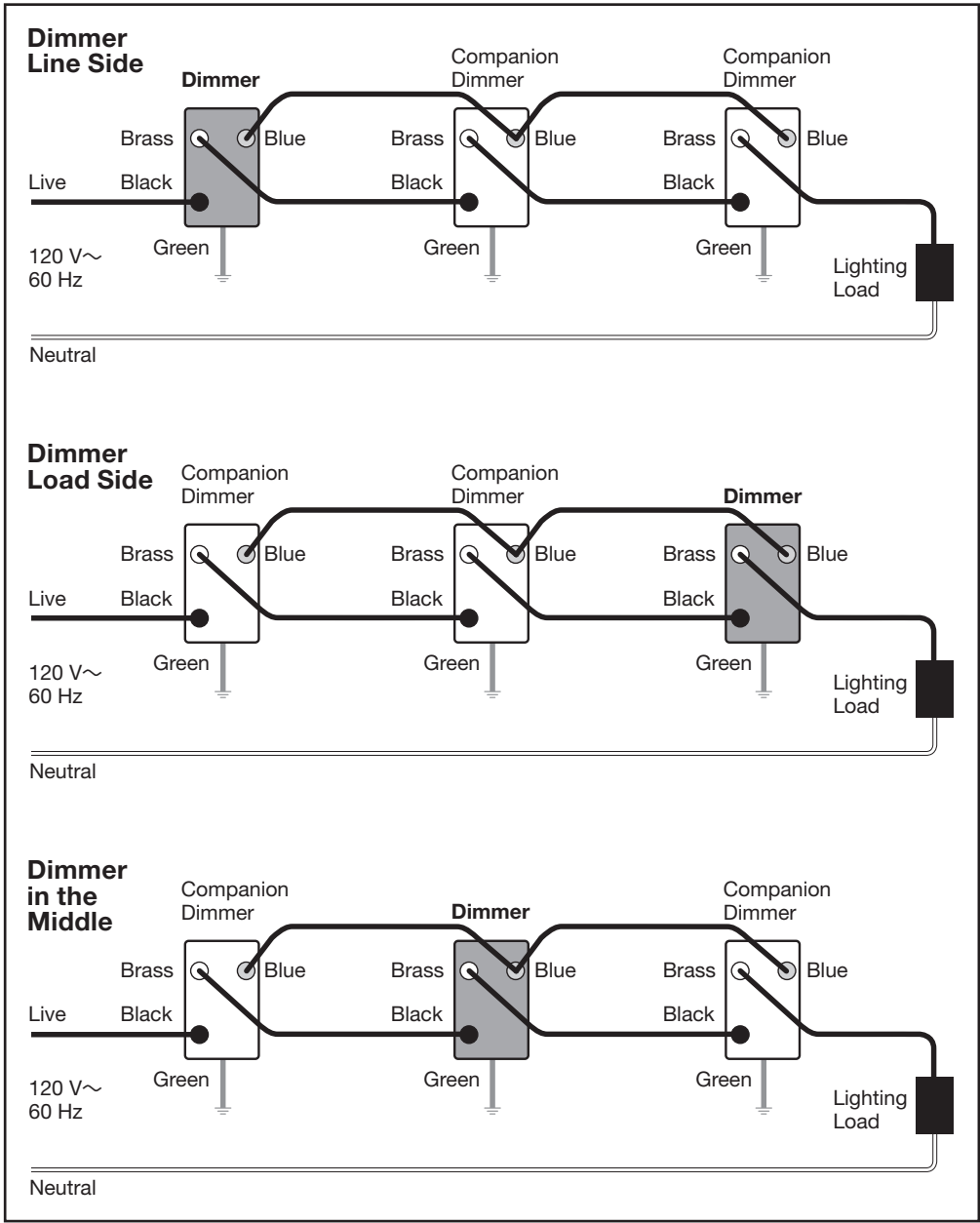
3-Way Wiring (Using MA-R Companion Dimmer)




Continued on next page...


Wiring Diagrams *(continued)*

4-Way Wiring (Using MA-R Companion Dimmer)



Note: Dimmer can be installed on the line side, load side, or in the middle of the circuit.

Lutron, , Maestro, C•L, and Satin Colors are trademarks of Lutron Electronics Co., Inc., registered in the U.S. and other countries. FASS is a trademark of Lutron Electronics Co., Inc.

 LUTRON SPECIFICATION SUBMITTAL		Page
Job Name:		
Job Number:		
Model Numbers:		