

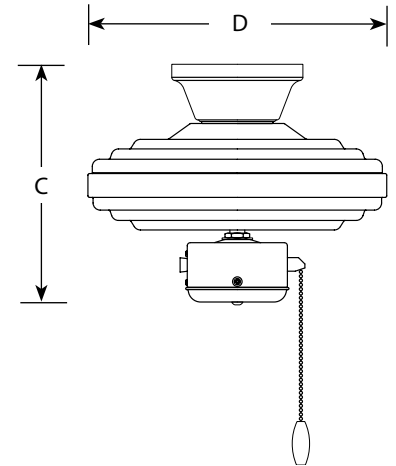
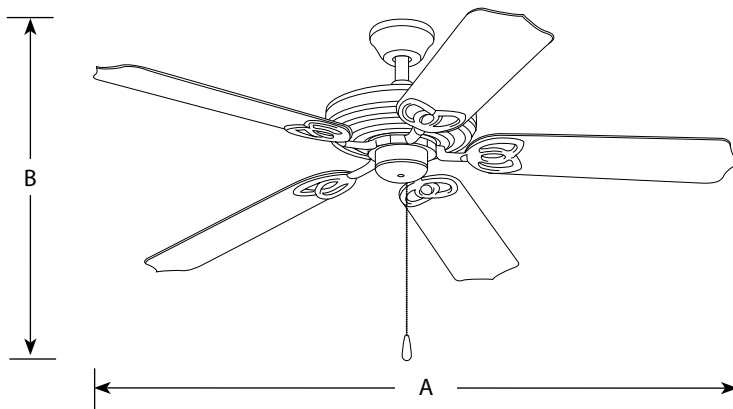
Type \_\_\_\_\_

-20 -30 -80 -141

P2502 ☐ ☐ ☐ ☐

### Finish

Catalog No	Finish				Dimensions (Inches)			
	Antique Bronze	White	Forged Black	Galvanized	A	B	C	D
P2502	-20	-30	-80	-141	52	17-3/8	12-3/16	4
Blades								
Side 1	Oak	White	Toasted Oak	Silver				
Side 2	Oak	White	Toasted Oak	Silver				



### Specifications:

#### General

- 15 year limited warranty
- Steel construction
- Antique Bronze (-20) is either painted or acid finish
- White (-30), Forged Black (-80) and Galvanized (-141) are painted finishes
- Stainless steel hardware

#### Blades

- Five blades
- 12 degree pitch
- Sure Connect blade attachment system
  - Screws preinstalled in blades for attachment to motor arms
  - Special guides align blades to motor arms
  - Preinstalled rubber isolation pads minimize vibration noise
- ABS all-weather blade material

#### Motor

- Triple capacitor speed control; manual reverse control
- 153mm dia x 17.5mm high
- Pull chain on forged black (-80) is antique brass chain with medium oak fob

#### Mounting

- Dual ceiling mounting on downrod, or close to ceiling
- A 1-1/16" x 4-1/4" downrod is included. Longer accessory downrods can be ordered separately
- Quick-Install canopy installs without removing outlet box screws and securely holds fan for wiring during installation
- Canopy covers standard recessed 4" octagonal outlet box. Note: An outlet box assembly designed for fan installation is required (not included)
- Mounting hardware is included

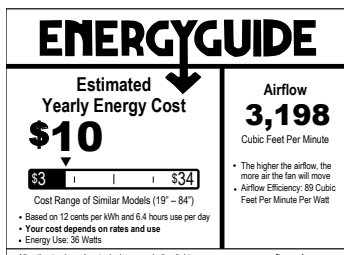
#### Electrical

- 72" lead wires included
- Pre-wired

#### Labeling

- UL/CUL wet location listed

Rev. 02/18



Fan mounted as close-to-ceiling.

Progress Lighting  
701 Millennium Blvd.  
Greenville, South Carolina  
29607

www.progresslighting.com

#### ENERGY INFORMATION AT HIGH SPEED

AIRFLOW: 4245 CFM cubic feet per minute

ELECTRICITY USE: 53 watts (excludes lights)

AIRFLOW EFFICIENCY: 80 cubic feet per minute per watt

Fan on a downrod.

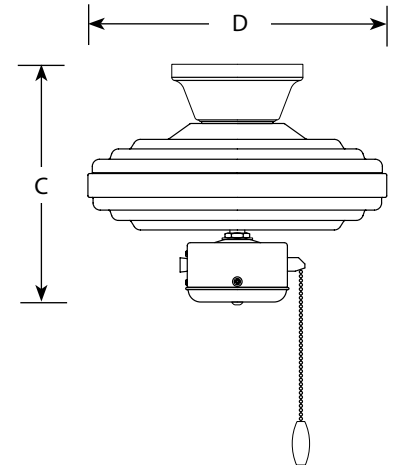
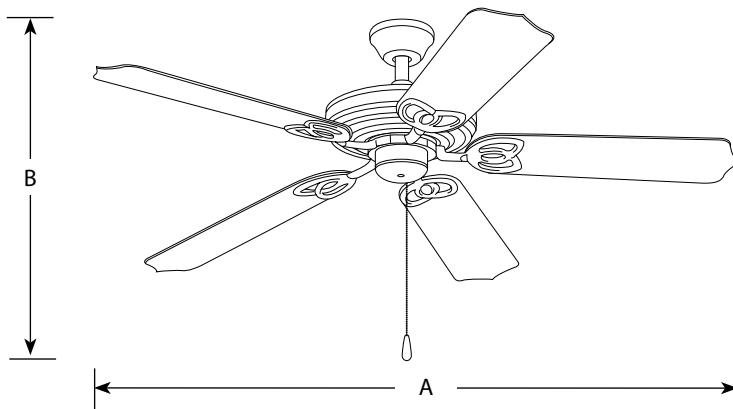
Type \_\_\_\_\_

-20 -30 -80 -141

P2502 ☐ ☐ ☐ ☐

### Finish

Catalog No	Finish				Dimensions (Inches)			
	Antique Bronze	White	Forged Black	Galvanized	A	B	C	D
P2502	-20	-30	-80	-141	52	17-3/8	12-3/16	4
Blades								
Side 1	Oak	White	Toasted Oak	Silver				
Side 2	Oak	White	Toasted Oak	Silver				



### Specifications:

#### General

- 15 year limited warranty
- Steel construction
- Antique Bronze (-20) is either painted or acid finish
- White (-30), Forged Black (-80) and Galvanized (-141) are painted finishes
- Stainless steel hardware

#### Blades

- Five blades
- 12 degree pitch
- Sure Connect blade attachment system
  - Screws preinstalled in blades for attachment to motor arms
  - Special guides align blades to motor arms
  - Preinstalled rubber isolation pads minimize vibration noise
- ABS all-weather blade material

#### Motor

- Triple capacitor speed control; manual reverse control
- 153mm dia x 17.5mm high
- Pull chain on forged black (-80) is antique brass chain with medium oak fob

#### Mounting

- Dual ceiling mounting on downrod, or close to ceiling
- A 1-1/16" x 4-1/4" downrod is included. Longer accessory downrods can be ordered separately
- Quick-Install canopy installs without removing outlet box screws and securely holds fan for wiring during installation
- Canopy covers standard recessed 4" octagonal outlet box. Note: An outlet box assembly designed for fan installation is required (not included)
- Mounting hardware is included

#### Electrical

- 72" lead wires included
- Pre-wired

#### Labeling

- UL/CUL wet location listed

Rev. 02/18

## ENERGYGUIDE

Estimated  
Yearly Energy Cost

**\$10**

\$3 | | | \$34

Cost Range of Similar Models (19" - 84")

Based on 12 cents per kWh and 6.4 hours use per day  
Your cost depends on rates and use  
Energy Use: 36 Watts

88 estimates based on national data. Approximate values.

Airflow

**3,198**

Cubic Feet Per Minute

The higher the airflow, the more air the fan will move

Airflow Efficiency: 89 Cubic Feet Per Minute Per Watt

89 estimates based on national data. Approximate values.

Fan mounted as close-to-ceiling.

Progress Lighting  
701 Millennium Blvd.  
Greenville, South Carolina  
29607

www.progresslighting.com

#### ENERGY INFORMATION AT HIGH SPEED

AIRFLOW: 4245 CFM cubic feet per minute

ELECTRICITY USE: 53 watts (excludes lights)

AIRFLOW EFFICIENCY: 80 cubic feet per minute per watt

Fan on a downrod.