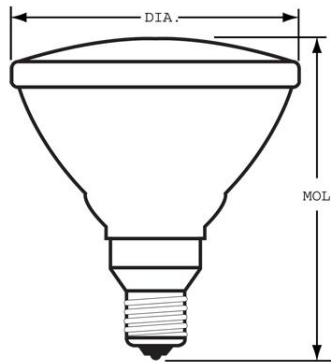




GE
Lighting

23718 - Q250PAR/FL30

GE Quartzline® PAR38 - Medium Flood



CAUTIONS & WARNINGS

Caution

- Risk of Burn
 - Allow lamp to cool before handling.
- Lamp may shatter and cause injury if broken
 - Do not use lamp if outer glass is scratched or broken.

Warning

- Electric Shock
 - Turn power off before inspection, installation or removal.
- Risk of Fire
 - Keep combustible materials away from lamp.
 - Use in enclosed fixture rated for this product.
- Unexpected lamp rupture may cause injury, fire, or property damage
 - Avoid direct water/liquid contact.
 - Do not use lamp if outer glass is scratched or broken.
 - Do not exceed 110% of rated voltage.
 - Do not use where directly exposed to water or outdoors without an enclosed fixture.

GENERAL CHARACTERISTICS

Lamp Type	Sealed Beam - PAR
Bulb	PAR38
Base	Medium Skirt (E26/50x39)
Filament	CC-8
Rated Life	4200.0 hrs
Primary Application	Medium Flood

PHOTOMETRIC CHARACTERISTICS

Initial Lumens	3600.0
Beam Spread	30.0 °
Center Beam Candlepower (CBCP)	9000.0
Color Temperature	2880.0 K
Nominal Initial Lumens per Watt	14

ELECTRICAL CHARACTERISTICS

Wattage	250.0
Voltage	120.0

DIMENSIONS

Maximum Overall Length (MOL)	5.3100 in(134.9 mm)
Bulb Diameter (DIA)	4.750 in(120.6 mm)

PRODUCT INFORMATION

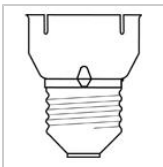
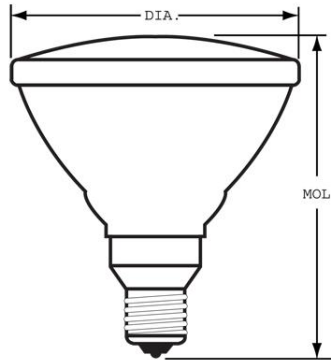
Product Code	23718
Description	Q250PAR/FL30
Standard Package	Case
Standard Package GTIN	00043168237185
Standard Package Quantity	12
Sales Unit	Unit
No Of Items Per Sales Unit	1
No Of Items Per Standard Package	12
UPC	043168979610



GE
Lighting

23718 - Q250PAR/FL30

GE Quartzline® PAR38 - Medium Flood



CAUTIONS & WARNINGS

Caution

- Risk of Burn
 - Allow lamp to cool before handling.
- Lamp may shatter and cause injury if broken
 - Do not use lamp if outer glass is scratched or broken.

Warning

- Electric Shock
 - Turn power off before inspection, installation or removal.
- Risk of Fire
 - Keep combustible materials away from lamp.
 - Use in enclosed fixture rated for this product.
- Unexpected lamp rupture may cause injury, fire, or property damage
 - Avoid direct water/liquid contact.
 - Do not use lamp if outer glass is scratched or broken.
 - Do not exceed 110% of rated voltage.
 - Do not use where directly exposed to water or outdoors without an enclosed fixture.

GENERAL CHARACTERISTICS

Lamp Type	Sealed Beam - PAR
Bulb	PAR38
Base	Medium Skirt (E26/50x39)
Filament	CC-8
Rated Life	4200.0 hrs
Primary Application	Medium Flood

PHOTOMETRIC CHARACTERISTICS

Initial Lumens	3600.0
Beam Spread	30.0 °
Center Beam Candlepower (CBCP)	9000.0
Color Temperature	2880.0 K
Nominal Initial Lumens per Watt	14

ELECTRICAL CHARACTERISTICS

Wattage	250.0
Voltage	120.0

DIMENSIONS

Maximum Overall Length (MOL)	5.3100 in(134.9 mm)
Bulb Diameter (DIA)	4.750 in(120.6 mm)

PRODUCT INFORMATION

Product Code	23718
Description	Q250PAR/FL30
Standard Package	Case
Standard Package GTIN	00043168237185
Standard Package Quantity	12
Sales Unit	Unit
No Of Items Per Sales Unit	1
No Of Items Per Standard Package	12
UPC	043168979610