


# P&S RESIDENTIAL VACANCY AND OCCUPANCY SENSORS



**RW500B  
RWU600B**

## Vacancy Sensors

- Ideal for bedrooms and bathrooms requiring manual-ON feature.
- Sleek new styling.
- RW500B (25W to 500W), no neutral required; RWU600B (600W), neutral required.



**RW500U  
RWU600U**

## Occupancy Sensors

- Ideal for storage and utility areas (garages, laundries, closets, pantries, etc.).
- Hands-free convenience.
- RW500U (25W to 500W), no neutral required; RWU600U (600W) neutral required.




**RW3U600**

## 3-Way Occupancy Sensor

- Ideal for bathrooms and other rooms with multiple entrances.
- Title 24-compliant.
- For 3-way circuits; selectable occupancy/vacancy function.


# P&S RESIDENTIAL VACANCY AND OCCUPANCY SENSORS



**RW500B  
RWU600B**

## Vacancy Sensors

- Ideal for bedrooms and bathrooms requiring manual-ON feature.
- Sleek new styling.
- RW500B (25W to 500W), no neutral required; RWU600B (600W), neutral required.



**RW500U  
RWU600U**

## Occupancy Sensors

- Ideal for storage and utility areas (garages, laundries, closets, pantries, etc.).
- Hands-free convenience.
- RW500U (25W to 500W), no neutral required; RWU600U (600W) neutral required.



**RW3U600**

## 3-Way Occupancy Sensor

- Ideal for bathrooms and other rooms with multiple entrances.
- Title 24-compliant.
- For 3-way circuits; selectable occupancy/vacancy function.