

# Steel utility boxes & covers


## UTILITY BOXES – CUBIC INCH CAPACITY (SEE BELOW)

4" LONG x 2 1/8" WIDE

UL LISTED



TP588, TP647



TP591




TP592




TP600, TP602



TP598, TP605



TP596



TP594, TP604, TP606

Cat. #	Bracket	Knockouts		Unit qty.	Wt. lbs. per 100
		Sides	Bottom		
1¼" deep – 8.5 cubic inch capacity					
TP647	-	8 - ½"	3 - ½"	50	40
1½" deep – 10.3 cubic inch capacity					
TP588	-	8 - ½"	3 - ½"	50	42
TP591	"F", set ¼"	5 - ½"	3 - ½"	50	51
1½" deep extension rings – 9.0 cubic inch capacity					
TP592	-	8 - ½"	-	5	31
1⅞" deep – 13.0 cubic inch capacity					
TP594	-	8 - ½"	3 - ½"	50	50
TP596	-	6 - ¾"	3 - ½"	50	50
TP598	"S", Set ½"	5 - ½"	3 - ½"	50	60
1⅞" deep extension rings – 13.0 cubic inch capacity					
TP600	-	8 - ½"	-	50	44
TP602	-	6 - ¾"	-	50	41
2⅛" deep – 14.5 cubic inch capacity					
TP604	-	8 - ½"	3 - ½"	50	56
TP606	-	6 - ¾"	3 - ½"	50	56
TP605	"S", Set ½"	5 - ½"	3 - ½"	50	66

cUL Listed.


## UTILITY BOX COVERS

UL LISTED


CSA LISTED



TP608



TP610



TP612




TP613



TP614



TP616



TP618

Cat. #	Description	Unit qty.	Wt. lbs. per 100
TP608	Blank	100	10
TP610	For one single receptacle 1 9/32" (1.594") dia.	100	9
TP612	Single receptacle, 1 13/32" (1.406") dia.	100	9
TP613	For GFCI device	100	7
TP614	1/2" KO	100	10
TP616	Duplex receptacle	100	8
TP618	One toggle switch	100	10

# Steel utility boxes & covers


## UTILITY BOXES – CUBIC INCH CAPACITY (SEE BELOW)

4" LONG x 2 1/8" WIDE

UL LISTED



TP588, TP647



TP591




TP592



TP600, TP602



TP598, TP605



TP596



TP594, TP604, TP606

Cat. #	Bracket	Knockouts		Unit qty.	Wt. lbs. per 100
		Sides	Bottom		
1¼" deep – 8.5 cubic inch capacity					
TP647	-	8 - ½"	3 - ½"	50	40
1½" deep – 10.3 cubic inch capacity					
TP588	-	8 - ½"	3 - ½"	50	42
TP591	"F", set ¼"	5 - ½"	3 - ½"	50	51
1½" deep extension rings – 9.0 cubic inch capacity					
TP592	-	8 - ½"	-	5	31
1⅞" deep – 13.0 cubic inch capacity					
TP594	-	8 - ½"	3 - ½"	50	50
TP596	-	6 - ¾"	3 - ½"	50	50
TP598	"S", Set ½"	5 - ½"	3 - ½"	50	60
1⅞" deep extension rings – 13.0 cubic inch capacity					
TP600	-	8 - ½"	-	50	44
TP602	-	6 - ¾"	-	50	41
2⅛" deep – 14.5 cubic inch capacity					
TP604	-	8 - ½"	3 - ½"	50	56
TP606	-	6 - ¾"	3 - ½"	50	56
TP605	"S", Set ½"	5 - ½"	3 - ½"	50	66

cUL Listed.


## UTILITY BOX COVERS

UL LISTED


CSA LISTED



TP608



TP610



TP612




TP613



TP614



TP616



TP618

Cat. #	Description	Unit qty.	Wt. lbs. per 100
TP608	Blank	100	10
TP610	For one single receptacle 1 9/32" (1.594") dia.	100	9
TP612	Single receptacle, 1 13/32" (1.406") dia.	100	9
TP613	For GFCI device	100	7
TP614	1/2" KO	100	10
TP616	Duplex receptacle	100	8
TP618	One toggle switch	100	10