

XD Deflection Couplings

Applications:

XD Couplings can be installed indoors, outdoors, buried underground or embedded in concrete in non-hazardous areas. XDs are used with standard rigid conduit or PVC rigid conduit. (PVC requires rigid metal conduit nipples and rigid metal-to-PVC conduit adapters). XDs provide a flexible and watertight connection for protection of conduit wiring systems from damage due to movement.

Typical applications include:

- Underground conduit feeder runs
- Runs between sections of concrete subject to relative movement
- Runs between fixed structures
- Conduit entrances in high rise buildings
- Bridges
- Marinas, docks, piers

Features:

- XD Couplings accommodate the following movements without collapsing or fracturing the conduit, and damaging the wires it contains:
 1. Axial expansion or contraction up to $\frac{3}{4}$ "
 2. Angular misalignment of the axes of the coupled conduit runs in any direction to 30°
 3. Parallel misalignment of the axes of coupled conduit runs in any direction to $\frac{3}{4}$ "
- Inner sleeve maintains constant I.D. in any position and provides a smooth insulated wireway for protection of wire insulation
- Watertight flexible neoprene outer jacket is corrosion-resistant and protects the grounding strap and the attachment points of the hubs
- Tinned copper flexible braid grounding straps assure grounding continuity
- Stainless steel jacket clamps for strength and corrosion resistance
- Standard tapered electrical threads fit standard rigid conduit
- Integral hub bushing protects insulation of conductors

Certifications and Compliances:

- UL Standard 514B
- CSA 22.2 No. 18 3-12
- Wet locations

Options:

Description	Suffix
• Hot dip galvanized	HDG

Size Ranges:

- 1" to 6" (smaller sizes can be obtained by using reducing bushings)

Standard Materials and Finishes:

Hubs:

- Feraloy® iron alloy – electrogalvanized

Outer Jacket:

- Molded neoprene – natural (black)

Jacket Clamps:


- Stainless steel – natural

Inner Sleeve:


- Molded plastic – natural (brown)

Bonding Strap:


- Braided tinned copper



1. Axial expansion/contraction

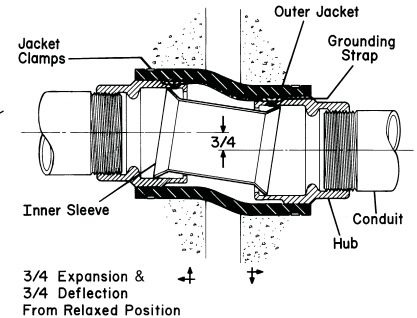
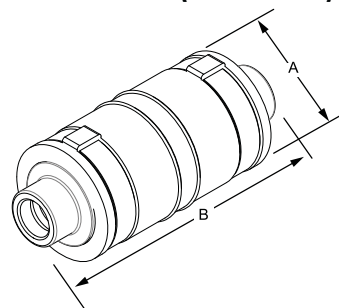


2. Angular misalignment



3. Parallel misalignment

Dimensions (in Inches):



Conduit Size	Cat. #	A Dia.	B Length
1"	XD3*	7	$3\frac{15}{16}$
$1\frac{1}{4}$ "	XD4	$7\frac{3}{8}$	$4\frac{1}{4}$
$1\frac{1}{2}$ "	XD5	$7\frac{1}{4}$	$4\frac{1}{2}$
2"	XD6	$7\frac{1}{4}$	$4\frac{15}{16}$
$2\frac{1}{2}$ "	XD7	$7\frac{1}{2}$	$5\frac{5}{16}$
3"	XD8	$7\frac{5}{8}$	$5\frac{15}{16}$
$3\frac{1}{2}$ "	XD9	$7\frac{3}{4}$	$6\frac{1}{2}$
4"	XD010	$7\frac{7}{8}$	$6\frac{15}{16}$
5"	XD012	$7\frac{3}{4}$	8
6"	XD014	$8\frac{3}{8}$	9

* $\frac{3}{4}$ " trade size can be created using third party certified 1" - $\frac{3}{4}$ " reducing bushings.

XD Deflection Couplings

Applications:

XD Couplings can be installed indoors, outdoors, buried underground or embedded in concrete in non-hazardous areas. XDs are used with standard rigid conduit or PVC rigid conduit. (PVC requires rigid metal conduit nipples and rigid metal-to-PVC conduit adapters). XDs provide a flexible and watertight connection for protection of conduit wiring systems from damage due to movement.

Typical applications include:

- Underground conduit feeder runs
- Runs between sections of concrete subject to relative movement
- Runs between fixed structures
- Conduit entrances in high rise buildings
- Bridges
- Marinas, docks, piers

Features:

- XD Couplings accommodate the following movements without collapsing or fracturing the conduit, and damaging the wires it contains:
 1. Axial expansion or contraction up to $\frac{3}{4}$ "
 2. Angular misalignment of the axes of the coupled conduit runs in any direction to 30°
 3. Parallel misalignment of the axes of coupled conduit runs in any direction to $\frac{3}{4}$ "
- Inner sleeve maintains constant I.D. in any position and provides a smooth insulated wireway for protection of wire insulation
- Watertight flexible neoprene outer jacket is corrosion-resistant and protects the grounding strap and the attachment points of the hubs
- Tinned copper flexible braid grounding straps assure grounding continuity
- Stainless steel jacket clamps for strength and corrosion resistance
- Standard tapered electrical threads fit standard rigid conduit
- Integral hub bushing protects insulation of conductors

Certifications and Compliances:

- UL Standard 514B
- CSA 22.2 No. 18 3-12
- Wet locations

Options:

Description	Suffix
• Hot dip galvanized	HDG

Size Ranges:

- 1" to 6" (smaller sizes can be obtained by using reducing bushings)

Standard Materials and Finishes:

Hubs:

- Feraloy® iron alloy – electrogalvanized

Outer Jacket:

- Molded neoprene – natural (black)

Jacket Clamps:


- Stainless steel – natural

Inner Sleeve:


- Molded plastic – natural (brown)

Bonding Strap:


- Braided tinned copper



1. Axial expansion/contraction

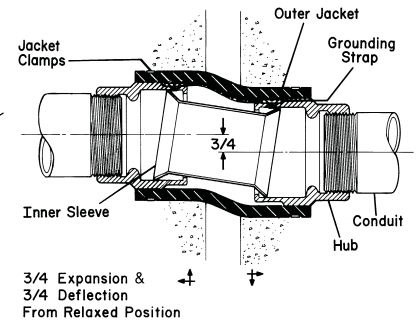
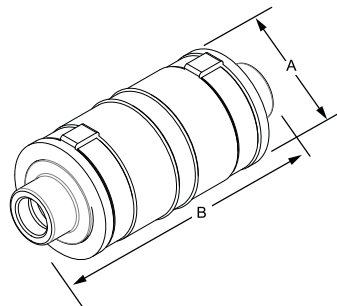


2. Angular misalignment



3. Parallel misalignment

Dimensions (in Inches):



Conduit Size	Cat. #	A Dia.	B Length
1"	XD3*	7	3 ¹⁵ / ₁₆
1 ¹ / ₄ "	XD4	7 ³ / ₈	4 ¹ / ₄
1 ¹ / ₂ "	XD5	7 ¹ / ₄	4 ¹ / ₂
2"	XD6	7 ¹ / ₄	4 ¹⁵ / ₁₆
2 ¹ / ₂ "	XD7	7 ¹ / ₂	5 ⁵ / ₁₆
3"	XD8	7 ⁵ / ₈	5 ¹⁵ / ₁₆
3 ¹ / ₂ "	XD9	7 ³ / ₄	6 ¹ / ₂
4"	XD010	7 ⁷ / ₈	6 ¹⁵ / ₁₆
5"	XD012	7 ³ / ₄	8
6"	XD014	8 ³ / ₈	9

* $\frac{3}{4}$ " trade size can be created using third party certified 1" - $\frac{3}{4}$ " reducing bushings.