


Project		Catalog #		Type	
Prepared by		Notes		Date	



# Metalux

## 14FP

1' x 4' Edge Lit Panel  
Recessed  
Suspended/Surface

### Typical Applications

• Commercial Office • Schools • Healthcare • Retail

### Interactive Menu

- Order Information [page 2](#)
- Photometric Data [page 3](#)
- Product Warranty

### Product Certification



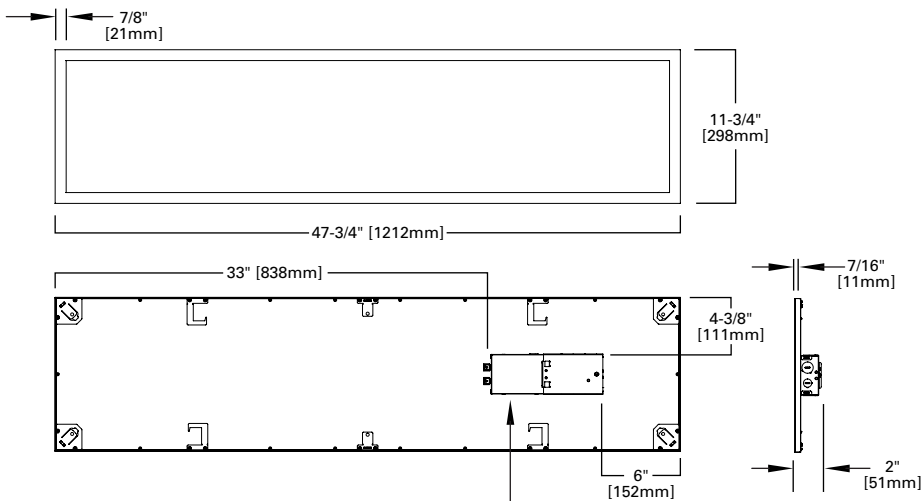
### Product Features



### Features

- 2" height ideal for shallow plenums
- Low wattage to high lumen output available
- High efficacy to 130 LPW
- Multiple stock SKUs
- Large j-box with multiple KOs to facilitate installation

### Dimensional and Mounting Details



Access plate with top side KO is available upon request.  
Please contact factory if needed for use with MWS or otherwise.

## Ordering Information/Performance

## UNV (120-277)

							Input Current (A)	
Catalog	UPC	CCT	CRI (Min)	Delivered Nominal Lumens	Watts	Efficacy (lm/W)	120V	277V
14FP4235C	080083833467	3500K	80	4259	38.3	111	.32	.14
14FP4240C	080083833481	4000K	80	4226	38.3	110		
14FP4250C	080083833504	5000K	80	4320	38.3	113		
14FP3830C9	080083833764	3000K	90	3648	38.9	94	.34	.15
14FP3035HE	080083823765	3500K	80	3159	24.5	129	.21	.09
14FP3040HE	080083823789	4000K	80	3176	24.5	130		
14FP2630C	080083823666	3000K	80	2744	24.8	111		
14FP2635C	080083823680	3500K	80	2936	25.5	115		
14FP2640C	080083823703	4000K	80	3017	25.5	118	.22	

## 347V

14FP4235C-347V <sup>(3)</sup>	80083885466	3500K	80	4259	37.2	115	.117
14FP4240C-347V <sup>(3)</sup>	80083876709	4000K	80	4226	37.2	114	
14FP4250C-347V <sup>(3)</sup>	80083885541	5000K	80	4320	37.2	116	

Notes: (3) Stocked at Canada DC.

## Options

Catalog	Description	Example	Notes
EL7W <sup>(1)</sup>	7W EM Pack, Installed	14FP4240C-EL7W	Remote Indicator/Test Switch
EL10W <sup>(1)</sup>	10W EM Pack, Installed	14FP2635C-EL10W	Remote Indicator/Test Switch
EL14W <sup>(1)</sup>	14W EM Pack, Installed	14FP2635C-EL14W	Remote Indicator/Test Switch
A3/8-4/18GDIM	6' Length, 3/8" Cable, 2 Wire, 2 Dimming Leads, Ground	14FP3040HE-A3/8-4/18G DIM	
A3/8-5/18GDIM	6' Length, 3/8" Cable, 3 Wire, 2 Dimming Leads, Ground	14FP2635C-A3/8-5/18G DIM	
EL7W-A3/8-5/18GDIM	7W EM Pack, Installed, and 6' Flex, 3/8" Cable, 3 Wire, 2 Dimming Leads, Ground	14FP2640C-EL14W-A3/8-5/18GDIM 14FP2640C-EL7W-A3/8-4/18GDIM	EL7W and EL14W can be used with any of the optional flex. EM pack is always specified before (to the left of) the flex, in the catalog number.
ATW-SW4	Chicago Rated	ATW-SW4-14FP2635C	May not be used with EL7W, EL14W, or flex. ATW-SW4 provides IP5X rating from above the fixture also, accomplished with gasket on the j-box.

Notes: (1) Factory installed with integral test switch/indicator/laser test. For approximate delivered lumens multiply the lumens per watt of the desired fixture by the wattage of the emergency battery pack (100 lm/W x 7=700 lumens). IES-format photometry for luminaire under emergency operation available. Battery option increases total height by 1 inch.

## Product Specifications

### Construction

- Narrow aluminum bezel is tightly held to code gauge steel back plate
- Seamless corners to maximize the light emitting surface with a refined finish

### Mounting

- Integral grid locking clips and separate suspension clips provided for installation flexibility when additional retention is required
- Junction box constructed of code gauge galvanized steel with and easy access hinged door
- Multiple Trade size KO provided and JBox is suitable for up to 12AWG wiring
- Stock luminaire is less than 2" for use in shallow plenum or low ceiling spaces
- Surface mounting available with surface mount kits
- Suspension mounting only with use of both surface mounting kits and suspension mounting kits
- Factory installed flexible cable with dimming leads options available

### Controls

- Standard UNV 120 - 277V driver with 0-10V dimming to 10% standard
- Compatible with field installed wireless controls available for either Wavelinx or Enlighted

### Electrical

- Standard and High Efficacy models available
- LED's available in 3000K, 3500K, 4000K, and 5000K with a minimum of 80 CRI
- 90 CRI available with 3000K
- Projected lumen maintenance based on TM21 testing standards is L73 > 60,000 hours

### Optical Shielding

- Light guide with specialized features to optimize light extraction
- White frost lens with smooth pattern for uniform illumination
- Scratch and impact resistant

### Warranty

- Five year warranty.

### Compliance

- Indoor luminaires are cULus listed for 25C ambient environments
- IC rated for direct insulation contact
- RoHS compliant
- Damp location listed
- IESNA LM-79 and LM-80 standards compliant
- DesignLights Consortium® Qualified and classified for DLC Standard, refer to [www.designlights.org](http://www.designlights.org) for details.
- Can be used for State of California Title 24 high efficacy luminaire
- Meets IP5X rating from the room side with no modification needed
- ATW-SW4 option is available for CCEA (Chicago Plenum) compliance
- Fixture is rated for NSF/ANSI standard 2 - Light fixture for Splash Zone and Non-Food Zone

### Emergency Options

- 120V-277V integral emergency battery pack comes in 7-watts, 10-watt, or 14-watts
- Constant power to the LED system for controlled, predictable discharge
- Remote test switch/indicator light
- Min. 90-minute backup period for code compliance

### Load Data (Stock Product)

Thd	11%
Power Factor	0.96
Weight	9.8 lbs
Low Temp. Start	-20°C

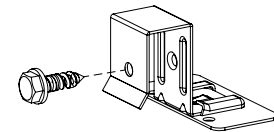
### Shipping Data

Fixture Size	Pallet Size	Units per Pallet
1' x 4'	52" x 49"	48

### Ceiling Retention

Catalog	UPC
FPEQ	080083802685

Required by some local codes. Order one set for each fixture (Four clips per kit)

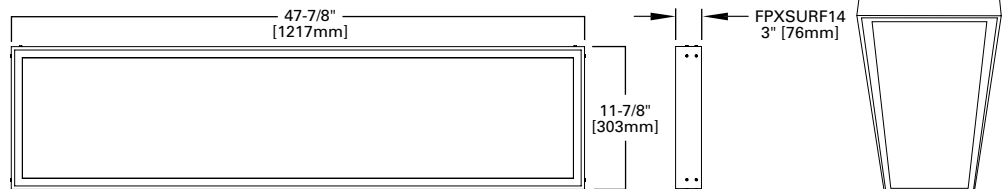


### Accessories/Ordering Information

#### Surface Mount Kit

Catalog	UPC
FPXSURF14 <sup>(1), (2)</sup>	080083867424
FPSURF14 <sup>(3)</sup>	080083802708

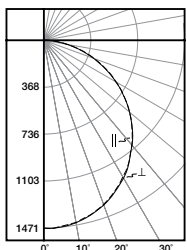
**Notes :** (1) FPXSURF14 surface mount kit is deep enough to fit all available options. (2) Recommend specifying FPXSURF14 from availability perspective; and it can be used with all FP product options. (3) FPSURF14 surface mount kit may not be used with EL7W or EL14W options.



### Drywall Frame Kit

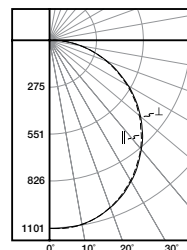
Catalog	UPC
DF-14W-U	662401232949

## Photometric Data

[View IES files](#)


### 14FP4240C


Electronic Driver  
Linear LED 4000K  
Spacing criterion: (II) 1.25 x mounting height,  
(⊥) 1.26 x mounting height  
Lumens: 4226  
Input Watts: 38.3W  
Efficacy: 110.3 LPW  
Test Report: 14FP4240C.IES



### 14FP3040HE

Electronic Driver  
Linear LED 4000K  
Spacing criterion: (II) 1.25 x mounting height,  
(⊥) 1.26 x mounting height  
Lumens: 3176  
Input Watts: 24.5W  
Efficacy: 129.6 LPW  
Test Report: 14FP3040HE.IES

Project		Catalog #		Type	
Prepared by		Notes		Date	



# Metalux

## 14FP

1' x 4' Edge Lit Panel  
Recessed  
Suspended/Surface

### Typical Applications

• Commercial Office • Schools • Healthcare • Retail

### Interactive Menu

- Order Information [page 2](#)
- Photometric Data [page 3](#)
- Product Warranty

### Product Certification



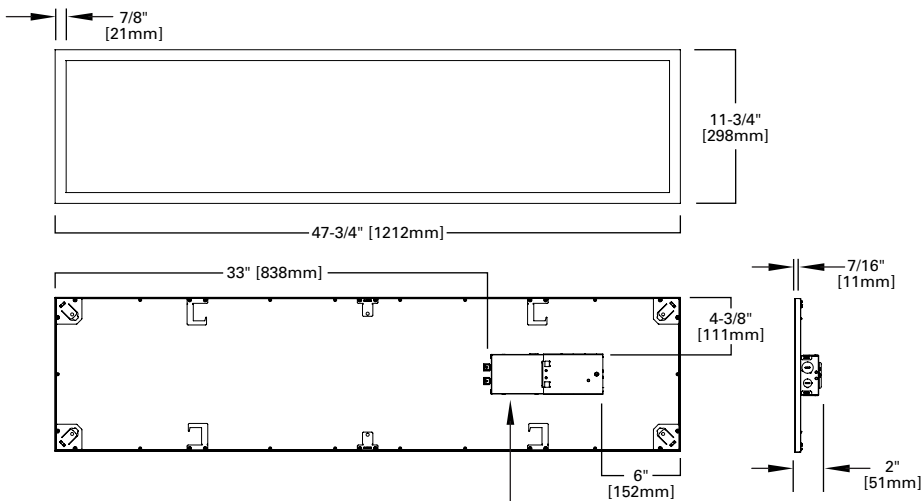
### Product Features



### Features

- 2" height ideal for shallow plenums
- Low wattage to high lumen output available
- High efficacy to 130 LPW
- Multiple stock SKUs
- Large j-box with multiple KOs to facilitate installation

### Dimensional and Mounting Details



Access plate with top side KO is available upon request.  
Please contact factory if needed for use with MWS or otherwise.

## Ordering Information/Performance

## UNV (120-277)

							Input Current (A)	
Catalog	UPC	CCT	CRI (Min)	Delivered Nominal Lumens	Watts	Efficacy (lm/W)	120V	277V
14FP4235C	080083833467	3500K	80	4259	38.3	111	.32	.14
14FP4240C	080083833481	4000K	80	4226	38.3	110		
14FP4250C	080083833504	5000K	80	4320	38.3	113		
14FP3830C9	080083833764	3000K	90	3648	38.9	94	.34	.15
14FP3035HE	080083823765	3500K	80	3159	24.5	129	.21	.09
14FP3040HE	080083823789	4000K	80	3176	24.5	130		
14FP2630C	080083823666	3000K	80	2744	24.8	111		
14FP2635C	080083823680	3500K	80	2936	25.5	115		
14FP2640C	080083823703	4000K	80	3017	25.5	118	.22	

## 347V

14FP4235C-347V <sup>(3)</sup>	80083885466	3500K	80	4259	37.2	115	.117
14FP4240C-347V <sup>(3)</sup>	80083876709	4000K	80	4226	37.2	114	
14FP4250C-347V <sup>(3)</sup>	80083885541	5000K	80	4320	37.2	116	

Notes: (3) Stocked at Canada DC.

## Options

Catalog	Description	Example	Notes
EL7W <sup>(1)</sup>	7W EM Pack, Installed	14FP4240C-EL7W	Remote Indicator/Test Switch
EL10W <sup>(1)</sup>	10W EM Pack, Installed	14FP2635C-EL10W	Remote Indicator/Test Switch
EL14W <sup>(1)</sup>	14W EM Pack, Installed	14FP2635C-EL14W	Remote Indicator/Test Switch
A3/8-4/18GDIM	6' Length, 3/8" Cable, 2 Wire, 2 Dimming Leads, Ground	14FP3040HE-A3/8-4/18G DIM	
A3/8-5/18GDIM	6' Length, 3/8" Cable, 3 Wire, 2 Dimming Leads, Ground	14FP2635C-A3/8-5/18G DIM	
EL7W-A3/8-5/18GDIM	7W EM Pack, Installed, and 6' Flex, 3/8" Cable, 3 Wire, 2 Dimming Leads, Ground	14FP2640C-EL14W-A3/8-5/18GDIM 14FP2640C-EL7W-A3/8-4/18GDIM	EL7W and EL14W can be used with any of the optional flex. EM pack is always specified before (to the left of) the flex, in the catalog number.
ATW-SW4	Chicago Rated	ATW-SW4-14FP2635C	May not be used with EL7W, EL14W, or flex. ATW-SW4 provides IP5X rating from above the fixture also, accomplished with gasket on the j-box.

Notes: (1) Factory installed with integral test switch/indicator/laser test. For approximate delivered lumens multiply the lumens per watt of the desired fixture by the wattage of the emergency battery pack (100 lm/W x 7=700 lumens). IES-format photometry for luminaire under emergency operation available. Battery option increases total height by 1 inch.

## Product Specifications

### Construction

- Narrow aluminum bezel is tightly held to code gauge steel back plate
- Seamless corners to maximize the light emitting surface with a refined finish

### Mounting

- Integral grid locking clips and separate suspension clips provided for installation flexibility when additional retention is required
- Junction box constructed of code gauge galvanized steel with and easy access hinged door
- Multiple Trade size KO provided and JBox is suitable for up to 12AWG wiring
- Stock luminaire is less than 2" for use in shallow plenum or low ceiling spaces
- Surface mounting available with surface mount kits
- Suspension mounting only with use of both surface mounting kits and suspension mounting kits
- Factory installed flexible cable with dimming leads options available

### Controls

- Standard UNV 120 - 277V driver with 0-10V dimming to 10% standard
- Compatible with field installed wireless controls available for either Wavelinx or Enlighted

### Electrical

- Standard and High Efficacy models available
- LED's available in 3000K, 3500K, 4000K, and 5000K with a minimum of 80 CRI
- 90 CRI available with 3000K
- Projected lumen maintenance based on TM21 testing standards is L73 > 60,000 hours

### Optical Shielding

- Light guide with specialized features to optimize light extraction
- White frost lens with smooth pattern for uniform illumination
- Scratch and impact resistant

### Warranty

- Five year warranty.

### Compliance

- Indoor luminaires are cULus listed for 25C ambient environments
- IC rated for direct insulation contact
- RoHS compliant
- Damp location listed
- IESNA LM-79 and LM-80 standards compliant
- DesignLights Consortium® Qualified and classified for DLC Standard, refer to www.designlights.org for details.
- Can be used for State of California Title 24 high efficacy luminaire
- Meets IP5X rating from the room side with no modification needed
- ATW-SW4 option is available for CCEA (Chicago Plenum) compliance
- Fixture is rated for NSF/ANSI standard 2 - Light fixture for Splash Zone and Non-Food Zone

### Emergency Options

- 120V-277V integral emergency battery pack comes in 7-watts, 10-watt, or 14-watts
- Constant power to the LED system for controlled, predictable discharge
- Remote test switch/indicator light
- Min. 90-minute backup period for code compliance

### Load Data (Stock Product)

Thd	11%
Power Factor	0.96
Weight	9.8 lbs
Low Temp. Start	-20°C

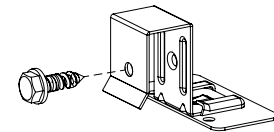
### Shipping Data

Fixture Size	Pallet Size	Units per Pallet
1' x 4'	52" x 49"	48

### Ceiling Retention

Catalog	UPC
FPEQ	080083802685

Required by some local codes. Order one set for each fixture (Four clips per kit)

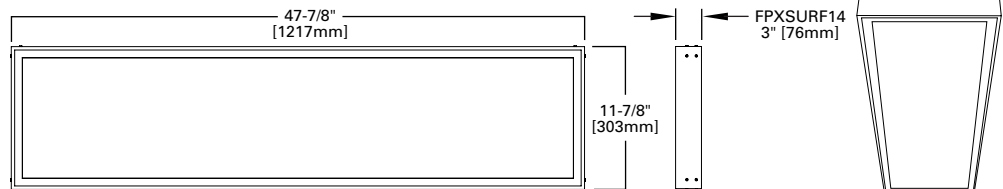


### Accessories/Ordering Information

#### Surface Mount Kit

Catalog	UPC
FPXSURF14 <sup>(1), (2)</sup>	080083867424
FPSURF14 <sup>(3)</sup>	080083802708

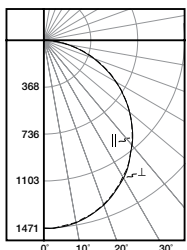
**Notes :** (1) FPXSURF14 surface mount kit is deep enough to fit all available options. (2) Recommend specifying FPXSURF14 from availability perspective; and it can be used with all FP product options. (3) FPSURF14 surface mount kit may not be used with EL7W or EL14W options.



### Drywall Frame Kit

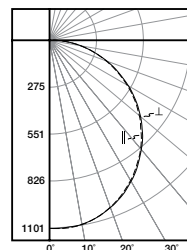
Catalog	UPC
DF-14W-U	662401232949

## Photometric Data

[View IES files](#)


### 14FP4240C

Electronic Driver  
Linear LED 4000K  
Spacing criterion: (II) 1.25 x mounting height,  
(⊥) 1.26 x mounting height  
Lumens: 4226  
Input Watts: 38.3W  
Efficacy: 110.3 LPW  
Test Report: 14FP4240C.IES



### 14FP3040HE

Electronic Driver  
Linear LED 4000K  
Spacing criterion: (II) 1.25 x mounting height,  
(⊥) 1.26 x mounting height  
Lumens: 3176  
Input Watts: 24.5W  
Efficacy: 129.6 LPW  
Test Report: 14FP3040HE.IES