



ELLIOTT ELECTRIC SUPPLY

We Deliver...Lower Cost, Quality Products, & Personal Service

3804 South Street
75964-7263, TX Nacogdoches
Phone: 936-569-7941
Fax: 936-560-4685



14RB8FLE 18-14 Fork Terminal

Thomas&Betts-Abb Ins Prod

Catalog Number	14RB8FLE
Manufacturer	Thomas&Betts-Abb Ins Prod
Description	Fork Terminal, #18 Awg Conductor Size, #14 Awg Conductor Size, Insulated, Vinyl Insulation Material, Copper Conductor Material, Blue Insulation Color, 600 V Ac, 0.97 In Overall Length, 0.170 In Insulation Length, 0.02 LB
Weight per unit	0.0200 (lbs/each)
Product Category	Small Terminals & Connectors

Features

Material	COPPER
Wire Size	18-14 AWG

Material, Color, and Finish

Color	BLUE
-------	------

Descriptions

Description	18-14 FORK TERMINAL
-------------	---------------------

Manufacturer Information

Brand	Sta-Kon
GTIN	00786210806549
UPC	786210806549

Taxonomies, Classifications, and Categories

Category Description	STA-KON TYPE TERMINALS
Type	Locking Fork Terminal

Availability

minimum qty	100
-------------	-----

Packaging

Carton	1000
Package	10000
Weight Per each	0.02

Uses, Certifications, and Standards

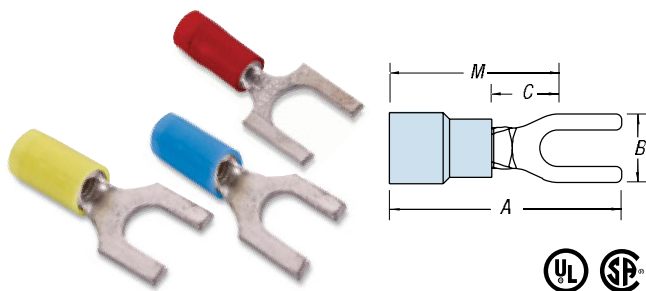
standard	UL E9809
----------	----------

Fork Terminals

- Fork terminals enable easy installation because the mounting screw does not have to be completely removed
- Brazed-seam barrel is serrated for high pull-out value. Terminal is high-conductivity electrolytic copper, electro-tin plated.
- Insulation is color coded
- Vinyl-insulated fork terminals have extra-long PVC insulation sleeve for protection and stress relief at wire's flex point
- Suffix "X" indicates an expanded insulation support, meaning a wider wire entry to accommodate heavy wall insulation

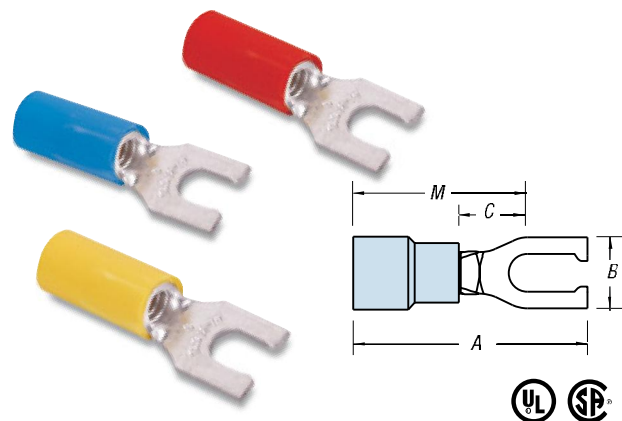


Nylon-Insulated Forks



CAT. NO.	PKG. QTY.	WIRE RANGE	MAX. INS.	BOLT HOLE	REC. TOOL	DIMENSIONS				STOCK THICK.	
						A	B	C	M		
RA18-6F	100	22-16	.136	#6		.83	.25	.25	.71	.02	
RA1103	1,000	22-16	.136	#6		.83	.25	.25	.71		
RA18-8F	100	22-16	.136	#8		.86	.31	.25	.71		
RA1123	1,000	22-16	.136	#8		.86	.31	.25	.71		
RA18-10F	100	22-16	.136	#10		.86	.31	.25	.71		
RA1153	1,000	22-16	.136	#10		.86	.31	.25	.71		
RA18-14F	100	22-16	.136	1/4"		.95	.44	.31	.70		
RA1163	1,000	22-16	.136	1/4"		.95	.44	.31	.70		
RB14-6F	100	18-14	.162	#6	ERG4001	.87	.31	.25	.71	.03	
RB1113	1,000	18-14	.162	#6		.87	.31	.25	.71		
RB14-8F	100	18-14	.162	#8		.87	.31	.25	.71		
RB1123	1,000	18-14	.162	#8		.87	.31	.25	.71		
RB14-10F	100	18-14	.162	#10		.87	.38	.25	.71		
RB1153	1,000	18-14	.162	#10		.87	.38	.25	.71		
RB14-14F	100	18-14	.162	1/4"		.95	.44	.28	.74		
RB1163	1,000	18-14	.162	1/4"		.95	.44	.28	.74		
RB1103	1,000	18-14	.162	#6		.74	.28	.16	.60		
RB1124	1,000	18-14	.190	#8		.95	.31	.25	.79		
RB1154	1,000	18-14	.190	#10		.95	.31	.25	.79		
RC10-6F	50	12-10	.210	#6			.97	.31	.27	.81	.04
RC1113	500	12-10	.210	#6			.97	.31	.27	.81	
RC10-8F	50	12-10	.210	#8			1.00	.37	.27	.81	
RC1123	500	12-10	.210	#8		1.00	.37	.27	.81		
RC10-10F	50	12-10	.210	#10		1.00	.37	.27	.81		
RC1153	500	12-10	.210	#10		1.00	.37	.27	.81		
RC10-14F	50	12-10	.210	1/4"		1.12	.50	.27	.86		
RC1163	500	12-10	.210	1/4"		1.12	.50	.27	.86		
RC1124	1,000	12-10	.250	#8		1.10	.37	.27	.91		
RC1154	1,000	12-10	.250	#10		1.10	.37	.27	.91		

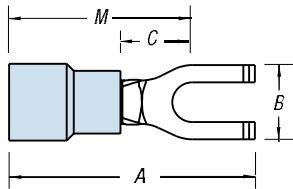
Nylon-Insulated Locking Forks



CAT. NO.	PKG. QTY.	WIRE RANGE	MAX. INS.	BOLT HOLE	REC. TOOL	DIMENSIONS				STOCK THICK.	
						A	B	C	M		
RA18-6FL	100	22-16	.136	#6		.86	.25	.25	.71	.02	
RA2213	1,000	22-16	.136	#6		.86	.25	.25	.71		
RA18-8FL	100	22-16	.136	#8		.86	.29	.25	.71		
RA2243	1,000	22-16	.136	#8		.86	.29	.25	.71		
RA18-10FL	100	22-16	.136	#10		.86	.29	.25	.71		
RA2253	1,000	22-16	.136	#10		.86	.29	.25	.71		
RB14-6FL	100	18-14	.162	#6	ERG4001	.87	.25	.25	.71	.03	
RB2213	1,000	18-14	.162	#6		.87	.25	.25	.71		
RB2214	1,000	18-14	.190	#6		.95	.25	.25	.79		
RB14-8FL	100	18-14	.162	#8		.87	.29	.25	.71		
RB2233	1,000	18-14	.162	#8		.87	.29	.25	.71		
RB14-10FL	100	18-14	.162	#10		.87	.29	.25	.71		
RB2253	1,000	18-14	.162	#10		.87	.29	.25	.71		
RB2254	1,000	18-14	.190	#10		.95	.29	.25	.71		
RC10-6FL	50	12-10	.210	#6			.97	.31	.27	.81	.04
RC2203	500	12-10	.210	#6			.97	.31	.27	.81	
RC2204	1,000	12-10	.250	#6			1.07	.31	.27	.91	
RC10-8FL	50	12-10	.210	#8			1.00	.37	.27	.81	
RC2213	500	12-10	.210	#8			1.00	.37	.27	.81	
RC10-10FL	50	12-10	.210	#10			1.00	.37	.27	.81	
RC2223	500	12-10	.210	#10		1.00	.37	.27	.81		
RC2224	1,000	12-10	.250	#10		1.10	.37	.27	.91		
RC10-14FL	50	12-10	.210	1/4"		1.12	.50	.32	.86		
RC2233	500	12-10	.210	1/4"		1.12	.50	.32	.86		

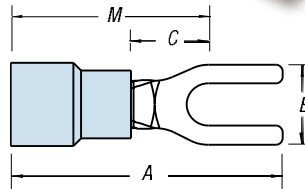

Fork Terminals

Nylon-Insulated Forks — Flanged Tongue



CAT. NO.	PKG. QTY.	WIRE RANGE	MAX. INS.	BOLT HOLE	REC. TOOL	DIMENSIONS				STOCK THICK.	
						A	B	C	M		
RA18-6FS	100	22-16	.136	#6	ERG4001	.75	.28	.16	.62	.02	
RA1203	1,000	22-16	.136	#6		.75	.28	.16	.62		
RA18-8FS	100	22-16	.136	#8		.89	.31	.23	.65		
RA1223	1,000	22-16	.136	#8		.89	.31	.23	.65		
RA18-10FS	100	22-16	.136	#10		.93	.38	.26	.68		
RA1253	1,000	22-16	.136	#10		.93	.38	.26	.68		
RB14-6FS	100	18-14	.162	#6		.74	.28	.16	.60		.03
RB1203	1,000	18-14	.162	#6		.74	.28	.16	.60		
RB14-8FS	100	18-14	.162	#8		.89	.31	.23	.66		
RB1223	1,000	18-14	.162	#8		.89	.31	.23	.66		
RB14-10FS	100	18-14	.162	#10	.94	.38	.27	.69			
RB1253	1,000	18-14	.162	#10	.94	.38	.27	.69			
RB1204	1,000	18-14	.190	#6	.79	.28	.16	.67			
RB1224	1,000	18-14	.190	#8	.94	.31	.23	.71			
RC10-8FS	50	12-10	.210	#8	ERG4001	.97	.34	.23	.73	.04	
RC1223	500	12-10	.210	#8		.97	.34	.23	.73		
RC10-10FS	50	12-10	.210	#10		1.00	.38	.26	.74		
RC1253	500	12-10	.210	#10		1.00	.38	.26	.74		
RC1224	1,000	12-10	.250	#8		1.08	.34	.23	.80		
RC1254	1,000	12-10	.250	#10		1.12	.38	.26	.86		

Vinyl-Insulated Forks

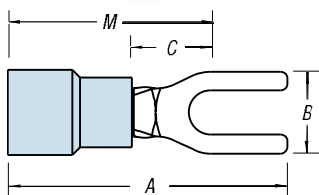


CAT. NO.	PKG. QTY.	WIRE RANGE	MAX. INS.	BOLT HOLE	REC. TOOL	DIMENSIONS				STOCK THICK.	
						A	B	C	M		
18RA-6F	100	22-16	.150	#6	ERG4001	.94	.25	.27	.81	.02	
RA1167	1,000	22-16	.150	#6		.94	.25	.27	.81		
18RA-8F	100	22-16	.150	#8		.97	.31	.27	.81		
RA1147	1,000	22-16	.150	#8		.97	.31	.27	.81		
18RA-10F	100	22-16	.150	#10		.97	.31	.27	.81		
RA1157	1,000	22-16	.150	#10		.97	.31	.27	.81		
14RB-6F	100	18-14	.170	#6		.97	.31	.27	.81		.03
RB647	1,000	18-14	.170	#6		.97	.31	.27	.81		
14RB-6FS	100	18-14	.170	#6		.89	.30	.25	.75		
14RB-8F	100	18-14	.170	#8		.97	.31	.27	.81		
RB657	1,000	18-14	.170	#8	.97	.31	.27	.81			
14RB-10F	100	18-14	.170	#10	.97	.31	.27	.81			
RB1157	1,000	18-14	.170	#10	.97	.31	.27	.81			
14RB-14F	100	18-14	.170	1/4"	1.11	.44	.38	.89			
RB1717	1,000	18-14	.170	1/4"	1.11	.44	.38	.89			
10RC-6F	50	12-10	.210	#6	ERG4001	1.09	.31	.27	.90	.04	
RC1337	500	12-10	.210	#6		1.09	.31	.27	.90		
10RC-8F	50	12-10	.210	#8		1.09	.38	.27	.90		
RC1147	500	12-10	.210	#8		1.09	.38	.27	.90		
10RC-10F	50	12-10	.210	#10		1.09	.38	.27	.90		
RC1157	500	12-10	.210	#10		1.09	.38	.27	.90		
10RC-14F	50	12-10	.210	1/4"		1.15	.50	.37	.90		
RC1167	500	12-10	.210	1/4"		1.15	.50	.37	.90		

For multiple wire combinations per UL File E9609, see page G-8.

Fork Terminals

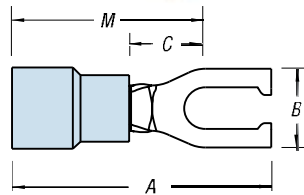
Vinyl-Insulation Forks — Expanded Insulation



CAT. NO.	PKG. QTY.	WIRE RANGE	MAX. INS.	BOLT HOLE	REC. TOOL	DIMENSIONS				STOCK THICK.
						A	B	C	M	
18RA-6FX	100	22-16	.170	#6	ERG4001	.94	.25	.27	.81	.02
RA1167-170	1,000	22-16	.170	#6		.94	.25	.27	.81	
18RA-8FX	100	22-16	.170	#8		.97	.31	.27	.81	
RA1147-170	1,000	22-16	.170	#8		.97	.31	.27	.81	
18RA-10FX	100	22-16	.170	#10		.97	.31	.27	.81	
RA1157-170	1,000	22-16	.170	#10		.97	.31	.27	.81	
14RB-6FX	100	18-14	.200	#6		.97	.31	.27	.81	.03
RB647-200	1,000	18-14	.200	#6		.97	.31	.27	.81	
14RB-8FX	100	18-14	.200	#8		.97	.31	.27	.81	
RB657-200	1,000	18-14	.200	#8		.97	.31	.27	.81	
14RB-10FX	100	18-14	.200	#10	.97	.31	.27	.81		
RB1157-200	1,000	18-14	.200	#10	.97	.31	.27	.81		
10RC-8FX	50	12-10	.250	#8		1.11	.38	.27	.90	.04
RC1147-250	500	12-10	.250	#8		1.11	.38	.27	.90	
10RC-10FX	50	12-10	.250	#10		1.11	.38	.27	.90	
RC1157-250	500	12-10	.250	#10		1.11	.38	.27	.90	
10RC-14FX	50	12-10	.250	¼"		1.17	.50	.37	.90	

For multiple wire combinations per UL File E9609, see page G-8.

Vinyl-Insulated Locking Forks

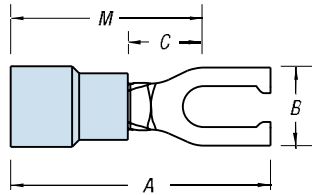


CAT. NO.	PKG. QTY.	WIRE RANGE	MAX. INS.	BOLT HOLE	REC. TOOL	DIMENSIONS				STOCK THICK.
						A	B	C	M	
18RA-6FL	100	22-16	.150	#6	ERG4001	.97	.25	.25	.81	.02
RA2217	1,000	22-16	.150	#6		.97	.25	.25	.81	
RA2227	1,000	22-16	.155	#6		.97	.29	—	.81	
18RA-8FL	100	22-16	.150	#8		.97	.29	.25	.81	
RA2247	1,000	22-16	.150	#8		.97	.29	.25	.81	
18RA-10FL	100	22-16	.150	#10		.97	.29	.25	.81	
RA2257	1,000	22-16	.150	#10		.97	.29	.25	.81	
14RB-6FL	100	18-14	.170	#6		.97	.25	.27	.81	.03
RB2207	1,000	18-14	.170	#6		.97	.25	.27	.81	
RB2217	1,000	18-14	.170	#6		.97	.29	.27	.81	
14RB-8FL	100	18-14	.170	#8	.97	.29	.27	.81		
RB2237	1,000	18-14	.170	#8	.97	.29	.27	.81		
14RB-10FL	100	18-14	.170	#10	.97	.29	.27	.81		
RB2257	1,000	18-14	.170	#10	.97	.29	.27	.81		
10RC-6FL	50	12-10	.220	#6		1.09	.31	.27	.90	.04
RC2207	500	12-10	.220	#6		1.09	.31	.27	.90	
10RC-8FL	50	12-10	.220	#8		1.09	.37	.27	.90	
RC2217	500	12-10	.220	#8		1.09	.37	.27	.90	
10RC-10FL	50	12-10	.220	#10		1.09	.37	.27	.90	
RC2227	500	12-10	.220	#10		1.09	.37	.27	.90	
10RC-14FL	50	12-10	.220	¼"		1.09	.49	.27	.90	
RC2237	500	12-10	.220	¼"		1.09	.49	.27	.90	

For multiple wire combinations per UL File E9609, see page G-8.

Fork Terminals

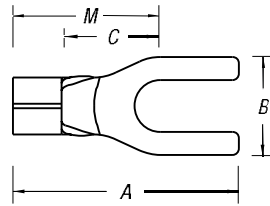
Vinyl-Insulated Locking Forks — Expanded Insulation



CAT. NO.	PKG. QTY.	WIRE RANGE	MAX. INS.	BOLT HOLE	REC. TOOL	DIMENSIONS				STOCK THICK.	
						A	B	C	M		
18RA-6FLX	100	22-16	.170	#6	ERG4001	.97	.25	.25	.81	.02	
RA2217-170	1,000	22-16	.170	#6		.97	.25	.25	.81		
18RA-8FLX	100	22-16	.170	#8		.97	.29	.25	.81		
18RA-10FLX	100	22-16	.170	#10		.97	.29	.25	.81		
RA2257-170	1,000	22-16	.170	#10		.97	.29	.25	.81		
14RB-6FLX	100	18-14	.200	#6		.97	.31	.27	.81		.03
RB2207-200	1,000	18-14	.200	#6		.97	.31	.27	.81		
RB2217-200	1,000	18-14	.200	#6		.97	.29	.27	.81		
14RB-8FLX	100	18-14	.200	#8		.97	.31	.27	.81		
RB2237-200	1,000	18-14	.200	#8		.97	.31	.27	.81		
14RB-10FLX	100	18-14	.200	#10	.97	.31	.27	.81			
RB2257-200	1,000	18-14	.200	#10	.97	.31	.27	.81			
10RC-6FLX	50	12-10	.250	#6	ERG4002 ERG4005	1.07	.31	.27	.91	.04	
RC2207-250	500	12-10	.250	#6		1.07	.31	.27	.91		
10RC-8FLX	50	12-10	.250	#8		1.10	.37	.27	.91		
10RC-10FLX	50	12-10	.250	#10		1.10	.37	.27	.91		
RC2227-250	500	12-10	.250	#10		1.10	.37	.27	.91		
10RC-14FLX	50	12-10	.250	1/4"		1.22	.50	.32	.96		

For multiple wire combinations per UL File E9609, see page G-8.

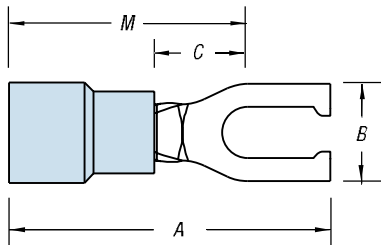
Non-Insulated Forks



CAT. NO.	PKG. QTY.	WIRE RANGE	BOLT HOLE	REC. TOOL	DIMENSIONS				STOCK THICK.		
					A	B	C	M			
A18-6F	100	22-16	#6	ERG4002	.72	.25	.27	.59	.02		
A116	1,000	22-16	#6		.72	.25	.27	.59			
A18-8F	100	22-16	#8		.75	.31	.27	.59			
A114	1,000	22-16	#8		.75	.31	.27	.59			
A18-10F	100	22-16	#10		.75	.31	.27	.59			
A115-TB	1,000	22-16	#10		.75	.31	.27	.59			
B14-6F	100	18-14	#6		ERG4002 ERG4005	.75	.31	.27		.59	.03
B64	1,000	18-14	#6			.75	.31	.27		.59	
B19	1,000	18-14	#6			.66	.25	.13		.50	
B14-8F	100	18-14	#8			.75	.31	.27		.59	
B65-TB	1,000	18-14	#8	.75		.31	.27	.59			
B14-10F	100	18-14	#10	.75		.31	.27	.59			
B115	1,000	18-14	#10	.75		.31	.27	.59			
B14-14F	100	18-14	1/4"	.90		.44	.38	.68			
C10-6F	50	12-10	#6	ERG4002 ERG4005		.77	.31	.27	.63	.04	
C133	500	12-10	#6			.77	.31	.27	.63		
C10-8F	50	12-10	#8		.82	.38	.27	.63			
C114	500	12-10	#8		.82	.38	.27	.63			
C10-10F	50	12-10	#10		.82	.38	.27	.63			
C115	500	12-10	#10		.82	.38	.27	.63			
C10-14F	50	12-10	1/4"		.98	.50	.37	.73			
C116-TB	500	12-10	1/4"		.98	.50	.37	.73			

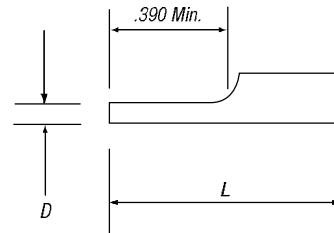
Fork Terminals and Pin Terminals

Non-Insulated Locking Fork Terminals

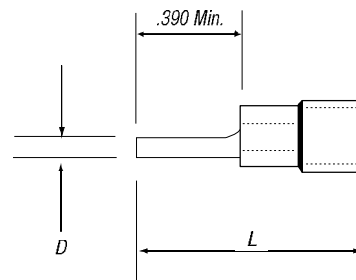


CAT. NO.	PKG. QTY.	WIRE RANGE	BOLT HOLE	REC. TOOL	DIMENSIONS				STOCK THICK.
					A	B	C	M	
A18-6FL	100	22-16	#6	ERG4002	.75	.25	.27	.59	.02
A221	1,000	22-16	#6		.75	.25	.27	.59	
A18-8FL	100	22-16	#8		.75	.29	.27	.59	
A224	1,000	22-16	#8		.75	.29	.27	.59	
A18-10FL	100	22-16	#10		.75	.29	.27	.59	
A225	1,000	22-16	#10		.75	.29	.27	.59	
B14-6FL	100	18-14	#6	ERG4002	.75	.25	.27	.59	.03
B220	1,000	18-14	#6		.75	.25	.27	.59	
B14-8FL	100	18-14	#8		.75	.29	.27	.59	
B223	1,000	18-14	#8		.75	.29	.27	.59	
B14-10FL	100	18-14	#10		.75	.29	.27	.59	
B225	1,000	18-14	#10		.75	.29	.27	.59	
C10-6FL	50	12-10	#6	ERG4005	.85	.31	.27	.66	.04
C220-TB	500	12-10	#6		.85	.31	.27	.66	
C10-8FL	50	12-10	#8		.85	.37	.27	.66	
C221	500	12-10	#8		.85	.37	.27	.66	
C10-10FL	50	12-10	#10		.85	.37	.27	.66	
C222	500	12-10	#10		.85	.37	.27	.66	
C10-14FL	50	12-10	1/4"	.85	.49	.27	.66		

Pin Terminals



Non-Insulated Pin Terminal



Insulated Pin Terminal



CAT. NO.	PKG. QTY.	WIRE RANGE	D (DIA.)	L	REC. TOOLS	STOCK THICK.
Non-Insulated						
A47PT	1,000	22-18	.075	.63	ERG4002	.02
B47PT	1,000	16-14	.075	.63		.03
C55PT	500	12-10	.106	.76		.04
Vinyl						
18RA-47PT	100	22-18	.075	.85	ERG4001	.02
RA47PT	1,000	22-18	.075	.85		.03
14RB-47PT	100	16-14	.075	.87		
RB47PT	1,000	16-14	.075	.87		.04
10RC-55PT	50	12-10	.106	1.04	.04	
RC55PT	500	12-10	.106	1.04		
Nylon						
RA18-47PT	100	22-18	.075	.85	ERG4001	.02
RA147PT	1,000	22-18	.075	.85		.03
RB14-47PT	100	16-14	.075	.87		
RB147PT	1,000	16-14	.075	.87		.04
RC10-55PT	50	12-10	.106	1.04	.04	
RC155PT	500	12-10	.106	1.04		

Wire Termination — Sta-Kon® Wire Termination & Insulation