

TUBE GUARDS

Make us your resource for Standard and UV filtering fluorescent tube guards! Their primary function is to provide superior protection against broken glass and sparks that can result when fluorescent lamps shatter.

Our Tube Guards are “add-on” polycarbonate sleeves that are held in place around the linear fluorescent lamp by two (2) plastic end caps. We always recommend using the end caps to maintain an air space between the fluorescent lamp wall and the inside of the tube guard when placed around the lamp.

Note: It is extremely important to properly install our tube guards utilizing the supplied end caps. Improperly installed tube guards that come into direct contact with the fluorescent lamp wall may cause premature lamp failure.

The average temperature to manufacturer polycarbonate tube guards is approximately 500°F. While some manufacturers might use recycled polycarbonate material for tube guard production, we only use virgin polycarbonate material for the best stability and long-term reliability. This means the melting point for our tube guards is much higher and lowers the probability of them melting or deforming at the end of the fluorescent lamp's life. When the lamp and ballast system is wired correctly, the lamp and tube guard combination will function satisfactorily during normal lamp life. However, toward the end of the lamp's life, the ends of the lamp create excessive heat that may cause the tube guard to heat up, distort and discolor. We always recommend using Heat Sink Screens (P/N: 17893 - T5 HD, 17800 - T8, 17860 - T12) during the initial installation of new tube guards or when retrofitting and reusing tube guards.

ADVANTAGES FOR THE CONTRACTOR, FACILITY MANAGER AND BUILDING OWNER

- Standard Tube Guards satisfy OSHA, FDA and USDA requirements for food processing, commercial businesses and industrial plants.
- UV Filtering Tube Guards screen out harmful ultra-violet light emissions.

WHY CONTRACTORS USE EPCO TUBE GUARDS

- Our Standard and UV Filtering Tube Guards are always “in-stock” and available for immediate shipping.
- End caps are included.
- Easy to install without the use of tools.
- Efficient, cost-effective, and provides maximum protection against lamp breakage.

STANDARD TUBE GUARDS

STANDARD TUBE GUARDS

The Standard Tube Guard is a light stabilized polycarbonate and has 0% transmittance below 365 nanometers (Clear Tube Guards only). Available Colors: Clear, Amber, Red, Green, Yellow and Blue. Available Sizes: T5, T8, and T12.

- An efficient economical solution where fluorescent lamp breakage would be hazardous to personnel, product, equipment or animals.
- Slip over fluorescent lamps to retain shattered glass and control the release of mercury vapor and phosphorescent material.
- Constructed of unbreakable lexan polycarbonate.
- "Cut-to-order" custom lengths are also available. Contact our Inside Sales Department (800.336.1976 or sales@engproducts.com) for more information.

T5 HD SERIES TUBE GUARDS

Using T5 lamps is a cost-effective lighting systems solution for a variety of reasons. Unfortunately the average T5 lamp will dissipate about 73% of its total lamp power as heat. And when this lamp is used in combination with a tube guard, that heat must be properly dissipated from the lamp.

Our T5 HD (Heat Dissipation) Series Tube Guard takes into consideration two major factors; the temperature on the inside of the tube guard, and how close the T5 lamp is actually located to the tube guard.

- Our T5 HD Series Tube Guard's larger diameter and its "vented" End Caps allow a layer of air to absorb heat from the lamp and cool it before making contact with the inside wall of the tube guard. This results in a 25°F temperature drop.*
- The larger diameter of the T5 HD Series Tube Guard allows it to accommodate Heat Sink Screens to control and distribute heat, in addition to lowering the temperatures over a larger area on the end of the tube guard.

Note: We strongly recommend using Heat Sink Screens with our T5 HD Series Tube Guards. Part Numbers 17185 and 17186 arrive with the Heat Sink Screen built into the Tube Guard. See photo to the right below.

- The combination of the T5 HD Series Tube Guard, "vented" End Caps, and Heat Sink Screens lower the inside temperature of the tube guard approximately 30°F.**
- Together, these components provide a unique operational advantage over other competitors T5 tube guards and still fits all T5 lamp applications.

TEMPERATURE TESTING	
CONFIGURATION	TEMPERATURE*
Competitors T5 Tube Guard	215°F
T5 HD Series Tube Guard and "Vented" End Caps	190°F*
T5 HD Series Tube Guard, "Vented" End Caps and Heat Sink Screen	185°F**

***Note:** The temperature is measured on the inside surface of the Tube Guard. The ambient testing temperature was 72°F using a T5 F54 HO Lamp.

Fast, Efficient and Repeatable Results

EPCO always recommends using "Heat Sink Screens" when installing T5 HD Series Tube Guards. Heat sink screens help distribute excessive heat on both ends of the fluorescent lamp. But when installing a large number of tube guards and heat sink screen combinations, time is money.

High volume installers can now reduce their installation time by using our T5 HD Series Tube Guard with "pre-installed" Heat Sink Screens. In addition to saving time and money, EPCO's T5 HD Series Tube Guard with "pre-installed" Heat Sink Screens provide a convenient and economical solution to expedite the installation by eliminating the process of having the contractor pre-roll two Heat Sink Screens (per tube guard).


Simply insert the lamp into the T5 HD Series Tube Guard, insert the "vented" end cap on each end of the tube guard and install the "tubed" lamp into the fixture.



STANDARD TUBE GUARDS

TYPICAL APPLICATIONS:

- Food Processing Facilities
- Commercial Kitchens
- Grocery Stores
- Laundries
- Industrial Facilities
- Saunas
- Car Washes
- Storage Buildings
- Pedestrian and Road Tunnels
- Parking Garages
- Elevator Shafts
- Refrigerators and Freezers
- Locker Rooms
- And more...



Part Numbers 17185 and 17186

Note: T5 HD Series Tube Guards, Part Numbers 17185 and 17186, are bundled with the T5 HD Heat Sink Screen built into the Tube Guard as shown above.

TUBE GUARDS

STANDARD TUBE GUARDS

EPCO's YELLOW TUBE GUARDS - How do they work?

Insects and humans have different visual perceptions. Light sources that radiate ultraviolet energy and blue light are most attractive to insects. Light sources that insects have a difficult time seeing are "yellow" hues in the color spectrum. Our yellow tube guards will minimize the number of insects.

TYPICAL APPLICATIONS

- Commercial businesses that maintain night-time operations such as gas stations, fast food restaurants, etc.
- Commercial food preparation and serving areas
- Parking lots loading areas
- Airport, Train and Bus Stations
- Building entrances
- Decks and patios



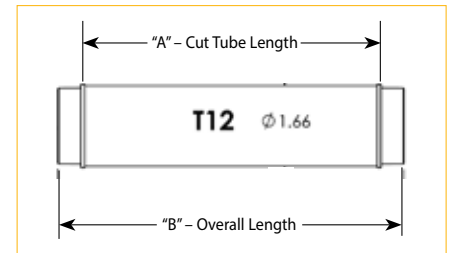
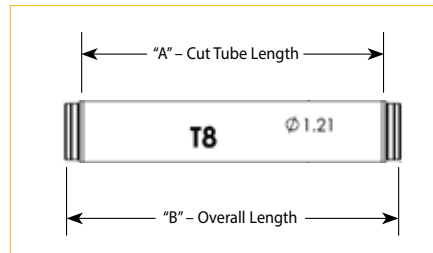
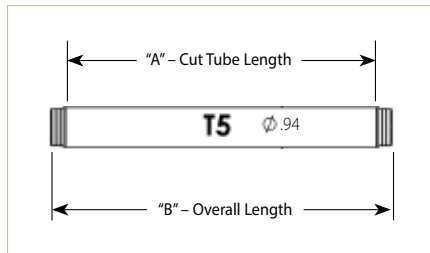
YELLOW TUBE GUARDS

STANDARD AND UV FILTERING TUBE GUARD DIMENSIONS

T5 HD SERIES TUBE GUARDS		
DIM. "A"	DIM. "B"	NOMINAL LENGTH
44.68	45.27	4'

T8 TUBE GUARDS		
DIM. "A"	DIM. "B"	NOMINAL LENGTH
46.38	47.10	4'
68.38	69.10	6'
92.38	93.10	8'

T12 TUBE GUARDS		
DIM. "A"	DIM. "B"	NOMINAL LENGTH
45.97	47.10	4'
67.97	69.10	6'
91.97	93.10	8'



Note: Dimension "B" includes End Caps.

STANDARD TUBE GUARD END CAPS (BLACK)

Catalog Number	UPC Number	Description	Order Unit	Unit Qty	Unit Pkg	Units/Case	TL Case Qty	Min Order Qty	MM Req	Ship Wt (Lbs)
17103	17103	Standard End Caps: for T5 HD Series, "Vented"	BG	48	BG	0	0	48	Yes	1
17100	17100	Standard End Caps: for T8 Tube Guard	BG	48	BG	0	0	48	Yes	1
17101	17101	Standard End Caps: for T12 Tube Guard	BG	48	BG	0	0	48	Yes	1

Note: End Caps for T5 HD Series, T8 and T12 Tube Guards fit inside the Tube Guard.



UNITS OF MEASURE KEY Order Unit: The Unit to be ordered; Unit Qty: Number of pieces in each Unit; Unit Pkg: Unit Packages contained in the case - Packaging types - BG (Bag), BRL (Barrel), BX (Box), BN (Bulk), PKG (Package), EA (Each), RL (Roll), LB (Pound), C (Hundred), M (Thousand); Units/Case: Unit packages contained in the Case; TL Case Qty: The total number of items in each Master Case; Min Order Qty: The smallest Unit that can be ordered; MM Req: Must order multiples of the Unit in the stated quantities; Ship Wt (Lbs): Total weight of the units per Carton