

Disconnects

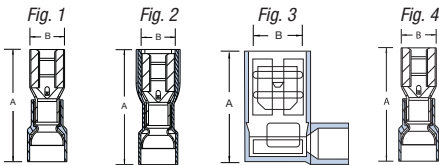
- Internal barrel serrations and long barrel provide for maximum tensile strength
 - Complete line of installing tools, engineered to match tool with terminal
 - Funnel entry insulators enable easier inserting of wire into barrel
 - Color-coded for easy installation
- 250 Series — Female Disconnects**
- Supplied in a variety of styles to meet virtually all quick-disconnect requirements
 - Female disconnect terminals and matching male tabs accommodate a range of 22–10 AWG, and are available in non-insulated, partially insulated, and fully insulated styles, in both nylon and vinyl
 - Available in various tab widths including .250", .187" and .110" and a combination size
 - Unique construction of the female disconnect offers long-term dependability
 - Brazed seam serrated barrel provides maximum tensile strength

187 Series — Female Disconnects

- Quick, reliable method of connection to terminal blocks and boards without the use of tools
- Supplied in a variety of styles to meet virtually all quick-disconnect requirements
- Female disconnect terminals and matching male tabs accommodate a range of 22–10 AWG, and are available in non-insulated, partially insulated, and fully insulated styles, in both nylon and vinyl
- Available in various tab widths including .250", .187", and .110", and a combination size
- Unique construction of the female disconnect offers long-term dependability



250 Series — Female Disconnects



1 Nylon self-insulated



2 Vinyl self-insulated



3 Nylon fully insulated



4 Nylon open top insulated 90° flag



5 Non-insulated



6 Non-insulated/insulation grip



CAT. NO.	PKG. QTY.	WIRE RANGE	MAX. INS.	TAB SIZE	FIG.	REC. TOOL	DIMENSIONS	
							A	B
RA18-250F	100	22-18	.136	.250 x .032	1	ERG2001	.91	.29
RA250	1,000	22-18	.136	.250 x .032	1		.91	.29
RB14-250F	100	16-14	.162	.250 x .032	1		.91	.29
RB250	1,000	16-14	.162	.250 x .032	1		.91	.29
RC10-250F	50	12-10	.215	.250 x .032	1		1.04	.29
RC250	500	12-10	.215	.250 x .032	1		1.04	.29
18RA-250F	100	22-18	.150	.250 x .032	1		.96	.29
RA257	1,000	22-18	.150	.250 x .032	1		.96	.29
RA257-170	1,000	22-18	.170	.250 x .032	1		.96	.29
14RB-250F	100	16-14	.170	.250 x .032	1		.96	.29
RB257	1,000	16-14	.170	.250 x .032	1		.96	.29
RB257-200	1,000	16-14	.200	.250 x .032	1		.96	.29
10RC-250F	50	12-10	.250	.250 x .032	1		1.03	.29
RC257	500	12-10	.250	.250 x .032	1		1.03	.29
18RA-2577	100	22-18	.165	.250 x .032	2		1.01	.38
RA2573	1,000	22-18	.165	.250 x .032	2		1.01	.38
14RB-2577	100	16-14	.185	.250 x .032	2		1.01	.38
RB2573	1,000	16-14	.185	.250 x .032	2		1.01	.38
10RC-2577	50	12-10	.225	.250 x .032	2	1.04	.38	
RC2573	500	12-10	.225	.250 x .032	2	1.04	.38	
RA18-250A	50	22-18	.170	.250 x .032	3	.80	.71	
RA2577F	500	22-18	.170	.250 x .032	3	.80	.71	
RB14-250A	50	16-14	.190	.250 x .032	3	.80	.72	
RB2577F	500	16-14	.190	.250 x .032	3	.80	.72	
RC10-250A	50	12-10	.245	.250 x .032	3	.80	.88	
RC2577F	500	12-10	.245	.250 x .032	3	.80	.88	
A18-250	100	22-18	—	.250 x .032	1	ERG2002	.73	.31
A250	1,000	22-18	—	.250 x .032	1		.73	.31
B14-250	100	16-14	—	.250 x .032	1		.73	.31
B250	1,000	16-14	—	.250 x .032	1		.73	.31
C10-250F	50	12-10	—	.250 x .032	1		.73	.31
C250	500	12-10	—	.250 x .032	1		.73	.31
B14-250F	100	16-14	—	.250 x .032	4	WT110M	.87	.31
B250G	1,000	16-14	—	.250 x .032	4		.87	.31

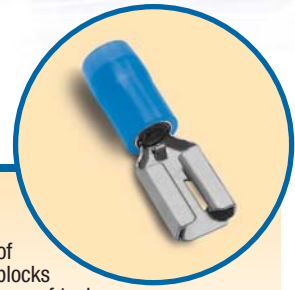
(Continued on facing page)

Disconnects

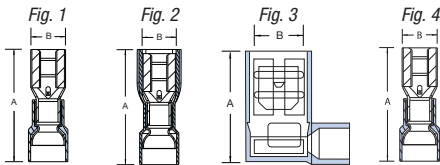
- Internal barrel serrations and long barrel provide for maximum tensile strength
 - Complete line of installing tools, engineered to match tool with terminal
 - Funnel entry insulators enable easier inserting of wire into barrel
 - Color-coded for easy installation
- 250 Series — Female Disconnects**
- Supplied in a variety of styles to meet virtually all quick-disconnect requirements
 - Female disconnect terminals and matching male tabs accommodate a range of 22–10 AWG, and are available in non-insulated, partially insulated, and fully insulated styles, in both nylon and vinyl
 - Available in various tab widths including .250", .187" and .110" and a combination size
 - Unique construction of the female disconnect offers long-term dependability
 - Brazed seam serrated barrel provides maximum tensile strength

187 Series — Female Disconnects

- Quick, reliable method of connection to terminal blocks and boards without the use of tools
- Supplied in a variety of styles to meet virtually all quick-disconnect requirements
- Female disconnect terminals and matching male tabs accommodate a range of 22–10 AWG, and are available in non-insulated, partially insulated, and fully insulated styles, in both nylon and vinyl
- Available in various tab widths including .250", .187", and .110", and a combination size
- Unique construction of the female disconnect offers long-term dependability



250 Series — Female Disconnects



CAT. NO.	PKG. QTY.	WIRE RANGE	MAX. INS.	TAB SIZE	FIG.	REC. TOOL	DIMENSIONS	
							A	B
RA18-250F	100	22-18	.136	.250 x .032	1	ERG2001	.91	.29
RA250	1,000	22-18	.136	.250 x .032	1		.91	.29
RB14-250F	100	16-14	.162	.250 x .032	1		.91	.29
RB250	1,000	16-14	.162	.250 x .032	1		.91	.29
RC10-250F	50	12-10	.215	.250 x .032	1		1.04	.29
RC250	500	12-10	.215	.250 x .032	1		1.04	.29
18RA-250F	100	22-18	.150	.250 x .032	1		.96	.29
RA257	1,000	22-18	.150	.250 x .032	1		.96	.29
RA257-170	1,000	22-18	.170	.250 x .032	1		.96	.29
14RB-250F	100	16-14	.170	.250 x .032	1		.96	.29
RB257	1,000	16-14	.170	.250 x .032	1		.96	.29
RB257-200	1,000	16-14	.200	.250 x .032	1		.96	.29
10RC-250F	50	12-10	.250	.250 x .032	1		1.03	.29
RC257	500	12-10	.250	.250 x .032	1		1.03	.29
18RA-2577	100	22-18	.165	.250 x .032	2		1.01	.38
RA2573	1,000	22-18	.165	.250 x .032	2		1.01	.38
14RB-2577	100	16-14	.185	.250 x .032	2		1.01	.38
RB2573	1,000	16-14	.185	.250 x .032	2		1.01	.38
10RC-2577	50	12-10	.225	.250 x .032	2		1.04	.38
RC2573	500	12-10	.225	.250 x .032	2		1.04	.38
RA18-250A	50	22-18	.170	.250 x .032	3		.80	.71
RA2577F	500	22-18	.170	.250 x .032	3		.80	.71
RB14-250A	50	16-14	.190	.250 x .032	3		.80	.72
RB2577F	500	16-14	.190	.250 x .032	3		.80	.72
RC10-250A	50	12-10	.245	.250 x .032	3	.80	.88	
RC2577F	500	12-10	.245	.250 x .032	3	.80	.88	
A18-250	100	22-18	—	.250 x .032	1	ERG2002	.73	.31
A250	1,000	22-18	—	.250 x .032	1		.73	.31
B14-250	100	16-14	—	.250 x .032	1		.73	.31
B250	1,000	16-14	—	.250 x .032	1		.73	.31
C10-250F	50	12-10	—	.250 x .032	1		.73	.31
C250	500	12-10	—	.250 x .032	1		.73	.31
B14-250F	100	16-14	—	.250 x .032	4	WT110M	.87	.31
B250G	1,000	16-14	—	.250 x .032	4		.87	.31

(Continued on facing page)