


- Ceiling lampholders are available in keyless or pull chain styles
- Ceiling lampholders also available with a 15A 125V/AC outlet
- Top wire ceiling lampholders have terminal screws backed out and ready for wiring without removing the interior
- Lampholder adapters available in various configurations such as one socket to two outlets and one socket
- Lampholder adapters available with keyless or pull chain switch actuation



Specific lampholder solutions for today's needs



Ceiling mounts

Our vast line of porcelain and plastic ceiling mount lampholders fit a wide variety of applications and needs for every room in the home, from attic to basement, closet to garage.

See page B-58



Shown:
604



Lampholder adapters

We offer a variety of lampholder adapters that can easily add a receptacle or convert a lampholder to a receptacle for applications where a receptacle is needed but not easily accessible like attics, basements, closets and storage sheds.

See pages B-64, B-66



Shown:
718

Incandescent shell & fixture sockets

Product description

Medium base
660W, 250V/AC

Design features

- Interiors have removable turn knobs
- Hickeys and nipples are threaded for mounting on standard fixture, lamp stems or brackets



968



969

Fixture sockets

Rating		Description	Color	Catalog no.	
W	V/AC				
660	250	Phenolic keyless switch, screw terminals Bracket height: 0.44" (11.1mm), overall height: 1.88" (47.8mm)	BK	□ 968	•

Listed to UL496, file no. E7430

Fixture sockets

Rating		Description	Color	Catalog no.	
W	V/AC				
660	250	Porcelain keyless switch, screw terminals Bracket height: 0.44" (11.1mm), overall height: 1.88" (47.8mm)	W	□ 969	•

cULus Listed to UL496, file no. E7430; NOM certified

Fluorescent lampholders

Product description

Recessed double contact
660W, 600V/AC

Design features

- For replacement use in fluorescent lighting fixtures
- Recessed double-contact (2500, 2501) lampholders can be used for flush or surface mounting
- Captive pal nut for easy mounting
- Push-in wire terminals feature release slots
- Molded of durable white thermoset plastic




2501W



2500W

Recessed double contact lampholders

Rating		Description	Lamp type	Color	Catalog no.	
W	V/AC					
660	600	Plunger type, push wire cap, screw switch	T12	W	□ 2501W	•
		Stationary type, push wire cap, screw switch	T12	W	□ 2500W	•

Listed to UL1570; CSA certified

Color ordering information:

BK (Black), W (White)




Dimensional information: B-71 **Specification information:** Please visit www.eaton.com/wiringdevices
Compliances, specifications and availability are subject to change without notice.

 RoHS compliant - Page G-21

- Ceiling lampholders are available in keyless or pull chain styles
- Ceiling lampholders also available with a 15A 125V/AC outlet
- Top wire ceiling lampholders have terminal screws backed out and ready for wiring without removing the interior
- Lampholder adapters available in various configurations such as one socket to two outlets and one socket
- Lampholder adapters available with keyless or pull chain switch actuation



Specific lampholder solutions for today's needs



Ceiling mounts

Our vast line of porcelain and plastic ceiling mount lampholders fit a wide variety of applications and needs for every room in the home, from attic to basement, closet to garage.

See page B-58



Shown:
604



Lampholder adapters

We offer a variety of lampholder adapters that can easily add a receptacle or convert a lampholder to a receptacle for applications where a receptacle is needed but not easily accessible like attics, basements, closets and storage sheds.

See pages B-64, B-66



Shown:
718

Incandescent shell & fixture sockets

Product description

Medium base
660W, 250V/AC

Design features

- Interiors have removable turn knobs
- Hickeys and nipples are threaded for mounting on standard fixture, lamp stems or brackets



968



969

Fixture sockets

Rating		Description	Color	Catalog no.	
W	V/AC				
660	250	Phenolic keyless switch, screw terminals Bracket height: 0.44" (11.1mm), overall height: 1.88" (47.8mm)	BK	□ 968	•

Listed to UL496, file no. E7430

Fixture sockets

Rating		Description	Color	Catalog no.	
W	V/AC				
660	250	Porcelain keyless switch, screw terminals Bracket height: 0.44" (11.1mm), overall height: 1.88" (47.8mm)	W	□ 969	•

cULus Listed to UL496, file no. E7430; NOM certified

Fluorescent lampholders

Product description

Recessed double contact
660W, 600V/AC

Design features

- For replacement use in fluorescent lighting fixtures
- Recessed double-contact (2500, 2501) lampholders can be used for flush or surface mounting
- Captive pal nut for easy mounting
- Push-in wire terminals feature release slots
- Molded of durable white thermoset plastic




2501W



2500W

Recessed double contact lampholders

Rating		Description	Lamp type	Color	Catalog no.	
W	V/AC					
660	600	Plunger type, push wire cap, screw switch	T12	W	□ 2501W	•
		Stationary type, push wire cap, screw switch	T12	W	□ 2500W	•

Listed to UL1570; CSA certified

Color ordering information:

BK (Black), W (White)



Dimensional information: B-71 **Specification information:** Please visit www.eaton.com/wiringdevices
Compliances, specifications and availability are subject to change without notice.

 RoHS compliant - Page G-21