


- Ceiling lampholders are available in keyless or pull chain styles
- Ceiling lampholders also available with a 15A 125V/AC outlet
- Top wire ceiling lampholders have terminal screws backed out and ready for wiring without removing the interior
- Lampholder adapters available in various configurations such as one socket to two outlets and one socket
- Lampholder adapters available with keyless or pull chain switch actuation



## Specific lampholder solutions for today's needs



### Ceiling mounts

Our vast line of porcelain and plastic ceiling mount lampholders fit a wide variety of applications and needs for every room in the home, from attic to basement, closet to garage.

See page B-58



Shown:  
604



### Lampholder adapters

We offer a variety of lampholder adapters that can easily add a receptacle or convert a lampholder to a receptacle for applications where a receptacle is needed but not easily accessible like attics, basements, closets and storage sheds.

See pages B-64, B-66



Shown:  
718

## Fluorescent lampholders

### Product description

Single pin  
660W, 600V/AC

### Design features

- For replacement use in fluorescent lighting fixtures
- Plunger lampholders feature non-sticking, spring-loaded plunger to hold lamp securely
- Captive pal nut for easy mounting
- Push-in wire terminals feature release slots
- Molded of durable white thermoset plastic



2506W



2504W




2510W



924W

### Slimline lampholders

Rating		Description	Color	Catalog no.	
W	V/AC				
660	600	Stationary type, push wire cap, slide-on switch	W	<input type="checkbox"/> 2506W	•
		Stationary type, push wire cap, screw switch	W	<input type="checkbox"/> 2503W	•

Listed to UL1570; CSA certified

### Slimline lampholders

Rating		Description	Color	Catalog no.	
W	V/AC				
660	600	Plunger type, push wire cap, slide-on switch	W	<input type="checkbox"/> 2507W	•
		Plunger type, push wire cap, screw switch	W	<input type="checkbox"/> 2504W	•

Listed to UL1570

## Fluorescent lampholders


### Product description

Medium bi-pin  
660W 600V/AC

### Design features

- For replacement use in fluorescent lighting fixtures
- Use for flush or surface mounting
- Captive pal nut for easy mounting
- Push-in wire terminals feature release slots
- Molded of durable white thermoset plastic

### Slimline lampholders

Rating		Description	Lamp type	Color	Catalog no.	
W	V/AC					
660	600	Standard type, push wire, slide-on & screw switch	T8/T12	W	<input type="checkbox"/> 2509W*	•
		Short type, push wire, slide-on & screw switch	T8/T12	W	<input type="checkbox"/> 2510W	•
		Standard type, screw terminals, screw switch		W	<input type="checkbox"/> 924W <sup>4</sup>	•

\*Not CSA or NOM certified, <sup>4</sup>Not UL or CSA certified, 2509W & 2510W: Listed to UL1570; CSA certified  
924: cULus Listed to UL496, file no. E5833, certified to CSA C22.2, no. 43; NOM certified

### Color ordering information:

W (White)



(White)

**Dimensional information:** B-71 **Specification information:** Please visit [www.eaton.com/wiringdevices](http://www.eaton.com/wiringdevices)  
**Compliances, specifications and availability are subject to change without notice.**

 RoHS compliant - Page G-21