

Metallic Liquidtight Cord and Cable Connectors

The Ranger® Series of Steel Liquidtight Cord Connectors

The Ranger® Series Steel Liquidtight Connector takes twice the cable range of most ordinary strain-relief connectors. T&B's Ranger Connectors enable you to reduce your inventory and save time with one connector that can do the work of two.



Features

- Extended range with superior strain relief
- Reduced overall size, fits into tighter spaces
- Gland nut designed to restrict cable bending

Materials

Body: Steel — 2920 series,
Malleable Iron — 4920
& 4960 series

Gland Nut, Grip: Steel — all series
Bushing: Rubber

Environment Classification

- Ordinary locations
- Wet or dry locations

Range

Cord Range: .125" to .950"

Hub Size Range: 1/2" to 1"

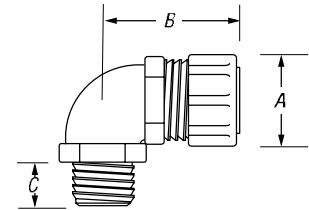
Application

- Provide means for passing a cord cable into an enclosure, through a bulkhead or into a rigid conduit
- Form a mechanical grip and water- and/or oil-resistant seal for cord
- Form a non-slip connection or termination for flexible cord

Cord & Cable Type

- S, SO, SV, ST, STD, SJ, SJO, SJT, SJTO, SVD

Steel Liquidtight Strain Relief Connectors — 90° Angle



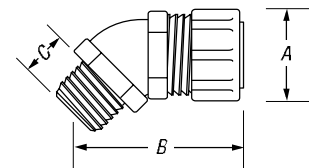
CAT. NO.	HUB SIZE	THROAT DIA.	CORD RANGE	DIMENSIONS (IN.)		
				A	B	C
4960	1/2"	19/32	.125-.375	1 1/8	1 3/4	5/8
4961	1/2"	19/32	.310-.560	1 1/8	1 3/4	5/8
4962	1/2"	19/32	.500-.750	1 1/8	1 5/8	5/8
4970	3/4"	25/32	.125-.375	1 1/8	1 5/8	1 1/16
4971	3/4"	25/32	.310-.560	1 1/8	1 5/8	1 1/16
4972	3/4"	25/32	.500-.750	1 1/8	1 5/8	1 1/16
4980	1"	1	.310-.560	1 1/8	2 1/8	1 3/16

All items shown on this page are suitable for use in hazardous locations where general-purpose equipment is specifically permitted by the NEC®, NEC 501-4(f).

UL File No. E-13938

CSA File No. 52391

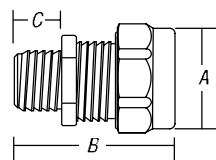
Steel Liquidtight Strain Relief Connectors — 45° Angle



CAT. NO.	HUB SIZE	THROAT DIA.	CORD RANGE	DIMENSIONS (IN.)		
				A	B	C
4920	1/2"	37/64	.125-.375	1 1/8	1 1/16	47/64
4921	1/2"	37/64	.310-.560	1 1/8	1 1/16	47/64
4922	1/2"	37/64	.500-.750	1 1/8	1 1/16	47/64
4930	3/4"	25/32	.125-.375	1 1/8	1 1/16	5/8
4931	3/4"	25/32	.310-.560	1 1/8	1 1/16	5/8
4932	3/4"	25/32	.500-.750	1 1/8	1 1/16	5/8

For wire mesh grips, refer to page E-142.

Steel Liquidtight Strain Relief Connectors — Straight



CAT. NO.	HUB SIZE	THROAT DIA.	CORD RANGE	DIMENSIONS (IN.)		
				A	B	C
2920	1/2"	47/64	.125-.375	1 1/8	1 3/4	5/8
2921	1/2"	47/64	.310-.560	1 1/8	1 3/4	5/8
2922	1/2"	47/64	.500-.750	1 1/8	1 3/4	5/8
2930	3/4"	13/16	.125-.375	1 1/8	1 5/8	5/8
2931	3/4"	13/16	.310-.560	1 1/8	1 5/8	5/8
2932	3/4"	13/16	.500-.750	1 1/8	1 5/8	5/8
2940	1"	1 1/16	.310-.560	1 1/8	1 3/4	3/4
2941	1"	1 1/16	.500-.750	1 1/8	1 3/4	3/4
2942	1"	31/32	.700-.950	1 1/8	1 1/8	31/32

Metallic Liquidtight Cord and Cable Connectors

The Ranger® Series of Non-Metallic Liquidtight Cord Connectors

The Ranger® Series Non-Metallic Liquidtight Cord Connector takes twice the cable range of most ordinary strain-relief connectors. T&B's Ranger Connectors enable you to reduce your inventory and save time with one connector that can do the work of two. The sturdy nylon material adds corrosion resistance to your installation.



Application

- Provide means for passing a cord into an enclosure or through a bulkhead or into a rigid conduit
- Form a mechanical grip and water- and/or oil-resistant seal for cord
- Form a nonslip connection or termination for flexible cord, cable (armored or unarmored)

Cord & Cable Type

- S, SO, SV, ST, STD, SJ, SJO, SJT, SJTO, SVD

Features

- Extended range with superior strain relief
- Reduced overall size, fits into tighter spaces
- Gland nut designed to restrict cable bending

Materials

Weather-stabilized nylon, temperature rated -34° C to 105° C

Bushing: Rubber

Environment Classification

Ordinary locations

Wet or dry locations

Range

Cord Range: Straight — .125" to .950"

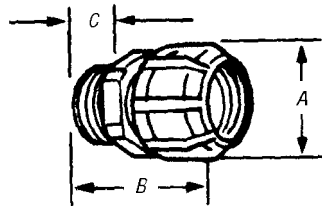
90° — .125" to .750"

Hub Size Range: Straight — ½" to 1"

90° — ½" to ¾"

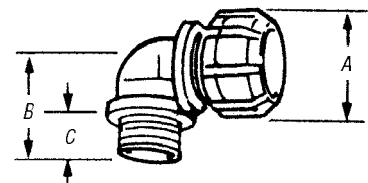
Listings/Compliances

UL Type 6 and 4X



Non-Metallic Liquidtight Strain Relief Connector — Straight

CAT. NO.	TRADE OR HUB SIZE	THROAT DIA.	CORD RANGE	DIMENSIONS (IN.)		
				A	B	C
2920NM	½"	.55	.125-.375	1½/32	2½/16	¾
2921NM	½"	.55	.310-.560	1½/32	2½/16	¾
2922NM	½"	.55	.500-.750	1½/32	2½/32	¾
2930NM	¾"	.79	.125-.375	1½/32	2½/16	¾
2931NM	¾"	.79	.310-.560	1½/32	2½/16	¾
2932NM	¾"	.79	.500-.750	1½/32	2½/16	¾
2940NM	1"	.98	.310-.560	1½/32	2½/32	¾
2941NM	1"	.98	.500-.750	1½/32	2½/32	¾
2942NM	1"	.98	.700-.950	1½/32	2½/32	¾



Non-Metallic Liquidtight Strain Relief Connector — 90° Elbow

CAT. NO.	TRADE OR HUB SIZE	THROAT DIA.	CORD RANGE	DIMENSIONS (IN.)		
				A	B	C
4960NM	½"	.55	.125-.375	1½/32	1¼	¾
4961NM	½"	.55	.310-.560	1½/32	1¼	¾
4970NM	¾"	.79	.125-.375	1½/32	1¾	¾
4971NM	¾"	.79	.310-.560	1½/32	1¾	¾
4972NM	¾"	.79	.500-.750	1½/32	1¾	¾

UL File No. E 13938

CSA File No. 52391

Meets Coast Guard CG293

Metallic Liquidtight Cord and Cable Connectors

The Ranger® Series of Steel Liquidtight Cord Connectors

The Ranger® Series Steel Liquidtight Connector takes twice the cable range of most ordinary strain-relief connectors. T&B's Ranger Connectors enable you to reduce your inventory and save time with one connector that can do the work of two.



Features

- Extended range with superior strain relief
- Reduced overall size, fits into tighter spaces
- Gland nut designed to restrict cable bending

Materials

Body: Steel — 2920 series,
Malleable Iron — 4920
& 4960 series

Gland Nut, Grip: Steel — all series
Bushing: Rubber

Environment Classification

- Ordinary locations
- Wet or dry locations

Range

Cord Range: .125" to .950"

Hub Size Range: 1/2" to 1"

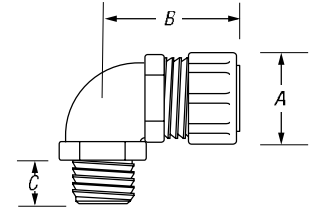
Application

- Provide means for passing a cord cable into an enclosure, through a bulkhead or into a rigid conduit
- Form a mechanical grip and water- and/or oil-resistant seal for cord
- Form a non-slip connection or termination for flexible cord

Cord & Cable Type

- S, SO, SV, ST, STD, SJ, SJO, SJT, SJTO, SVD

Steel Liquidtight Strain Relief Connectors — 90° Angle



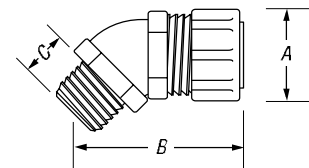
CAT. NO.	HUB SIZE	THROAT DIA.	CORD RANGE	DIMENSIONS (IN.)		
				A	B	C
4960	1/2"	19/32	.125-.375	1 1/8	1 3/4	5/8
4961	1/2"	19/32	.310-.560	1 1/8	1 3/4	5/8
4962	1/2"	19/32	.500-.750	1 1/8	1 5/8	5/8
4970	3/4"	25/32	.125-.375	1 1/8	1 5/8	1 1/16
4971	3/4"	25/32	.310-.560	1 1/8	1 5/8	1 1/16
4972	3/4"	25/32	.500-.750	1 1/8	1 5/8	1 1/16
4980	1"	1	.310-.560	1 1/8	2 1/8	1 3/16

All items shown on this page are suitable for use in hazardous locations where general-purpose equipment is specifically permitted by the NEC®, NEC 501-4(f).

UL File No. E-13938

CSA File No. 52391

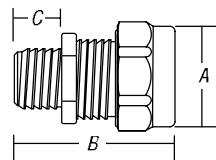
Steel Liquidtight Strain Relief Connectors — 45° Angle



CAT. NO.	HUB SIZE	THROAT DIA.	CORD RANGE	DIMENSIONS (IN.)		
				A	B	C
4920	1/2"	37/64	.125-.375	1 1/8	1 1/16	47/64
4921	1/2"	37/64	.310-.560	1 1/8	1 1/16	47/64
4922	1/2"	37/64	.500-.750	1 1/8	1 1/16	47/64
4930	3/4"	25/32	.125-.375	1 1/8	1 1/16	5/8
4931	3/4"	25/32	.310-.560	1 1/8	1 1/16	5/8
4932	3/4"	25/32	.500-.750	1 1/8	1 1/16	5/8

For wire mesh grips, refer to page E-142.

Steel Liquidtight Strain Relief Connectors — Straight



CAT. NO.	HUB SIZE	THROAT DIA.	CORD RANGE	DIMENSIONS (IN.)		
				A	B	C
2920	1/2"	47/64	.125-.375	1 1/8	1 3/4	5/8
2921	1/2"	47/64	.310-.560	1 1/8	1 3/4	5/8
2922	1/2"	47/64	.500-.750	1 1/8	1 3/4	5/8
2930	3/4"	13/16	.125-.375	1 1/8	1 5/8	5/8
2931	3/4"	13/16	.310-.560	1 1/8	1 5/8	5/8
2932	3/4"	13/16	.500-.750	1 1/8	1 5/8	5/8
2940	1"	1 1/16	.310-.560	1 1/8	1 3/4	3/4
2941	1"	1 1/16	.500-.750	1 1/8	1 3/4	3/4
2942	1"	31/32	.700-.950	1 1/8	1 1/8	31/32

Metallic Liquidtight Cord and Cable Connectors

The Ranger® Series of Non-Metallic Liquidtight Cord Connectors

The Ranger® Series Non-Metallic Liquidtight Cord Connector takes twice the cable range of most ordinary strain-relief connectors. T&B's Ranger Connectors enable you to reduce your inventory and save time with one connector that can do the work of two. The sturdy nylon material adds corrosion resistance to your installation.



Application

- Provide means for passing a cord into an enclosure or through a bulkhead or into a rigid conduit
- Form a mechanical grip and water- and/or oil-resistant seal for cord
- Form a nonslip connection or termination for flexible cord, cable (armored or unarmored)

Cord & Cable Type

- S, SO, SV, ST, STD, SJ, SJO, SJT, SJTO, SVD

Features

- Extended range with superior strain relief
- Reduced overall size, fits into tighter spaces
- Gland nut designed to restrict cable bending

Materials

Weather-stabilized nylon, temperature rated -34° C to 105° C

Bushing: Rubber

Environment Classification

Ordinary locations

Wet or dry locations

Range

Cord Range: Straight — .125" to .950"

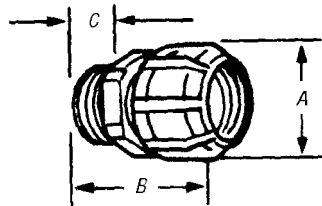
90° — .125" to .750"

Hub Size Range: Straight — ½" to 1"

90° — ½" to ¾"

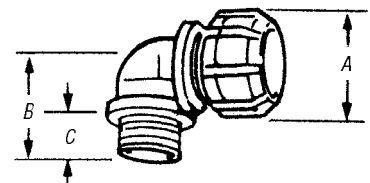
Listings/Compliances

UL Type 6 and 4X



Non-Metallic Liquidtight Strain Relief Connector — Straight

CAT. NO.	TRADE OR HUB SIZE	THROAT DIA.	CORD RANGE	DIMENSIONS (IN.)		
				A	B	C
2920NM	½"	.55	.125-.375	1½/32	2½/16	¾
2921NM	½"	.55	.310-.560	1½/32	2½/16	¾
2922NM	½"	.55	.500-.750	1¹³/₃₂	2⁵/₃₂	¾
2930NM	¾"	.79	.125-.375	1¹³/₃₂	2³/₁₆	¾
2931NM	¾"	.79	.310-.560	1¹³/₃₂	2³/₁₆	¾
2932NM	¾"	.79	.500-.750	1¹³/₃₂	2³/₁₆	¾
2940NM	1"	.98	.310-.560	1¹³/₃₂	2¹¹/₃₂	2⁵/₃₂
2941NM	1"	.98	.500-.750	1¹³/₃₂	2¹¹/₃₂	2⁵/₃₂
2942NM	1"	.98	.700-.950	1⁴³/₆₄	2³/₈	2⁵/₃₂



Non-Metallic Liquidtight Strain Relief Connector — 90° Elbow

CAT. NO.	TRADE OR HUB SIZE	THROAT DIA.	CORD RANGE	DIMENSIONS (IN.)		
				A	B	C
4960NM	½"	.55	.125-.375	1½/32	1¼	¾
4961NM	½"	.55	.310-.560	1½/32	1¼	¾
4970NM	¾"	.79	.125-.375	1¹³/₃₂	1¾	¾
4971NM	¾"	.79	.310-.560	1¹³/₃₂	1¾	¾
4972NM	¾"	.79	.500-.750	1¹³/₃₂	1¾	¾

UL File No. E 13938

CSA File No. 52391

Meets Coast Guard CG293