

# 308/309 Series

## Bullet Lampholders

- PAR/BR Lampholders, 150w max.
- Energy-saving 10 LED/15w, nominal 315 lumens, 3500K
- Decorative finishes vary
- Die-cast aluminum housing (and doors)
- Tempered glass lens
- Large 1/2" swivel knuckle, 308 down aim outdoors, 309 is universal aim
- Medium base porcelain socket (150w max) for PAR/BR models
- Available in Gray, Black, Green, Bronze, White and Verdi finishes; See ordering information
- CSA certified to UL 1598, CSA 22.2 No. 250.0-00, Suitable for wet locations
- Deep shield, wire guard accessories available



LANDSCAPE

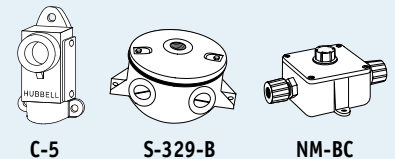
### STOCK ORDERING INFORMATION

Catalog Number	Description	Finish	Weight lbs. (kg)	PKG. CODE
<b>Damp Location Listed - Aim Down Outdoors<sup>1</sup></b>				
308-13-M	8 1/4" long	Garden Green	2.25 (1)	BC
<b>Wet Location Listed - Universal Aiming<sup>2</sup></b>				
309-ML	9 7/8" long	Gray	3 (1.4)	BC
309-13-ML	9 7/8" long	Garden Green	3 (1.4)	BC
309-14-ML	9 7/8" long	Matte Black	3 (1.4)	BC
309-VG-ML	9 7/8" long	Verdi	3 (1.4)	BC
309-M51-ML	9 7/8" long	Dark Bronze	3 (1.4)	FCC
309-M54-ML	9 7/8" long	White	3 (1.4)	BC
<b>MADE-TO-ORDER LED - Wet Location Listed - Universal Aiming - 15w</b>				
30910LEDML	9 7/8" long	Bronze	5 (2.2)	BC

- 1 Use medium base PAR 38 lamps or smaller, 150w maximum  
 2 Use PAR 38 or BR40 lamps, 150w maximum

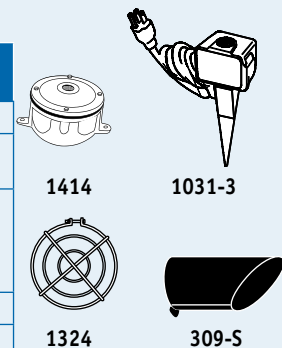
### STOCK ACCESSORIES - Order Separately

Catalog Number	Description	Weight lbs. (kg)	PKG. CODE
264 0097 9702	Clear lens	.5 (0.2)	BC
S-329-B	Cast round box, 4", 6-sided 1/2" back hub (wall or ceiling)	.75 (.3)	BC



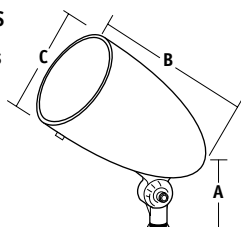
### MADE-TO-ORDER ACCESSORIES - Order Separately

Catalog Number	Description	Weight lbs. (kg)	PKG. CODE
1324	Zinc-plated wire guard	.25 (0.1)	BC
C-5	Wall or tree box, 3 mounting lugs in body; 2 1/2" hubs in "L" shape layout, side access plate	.25 (.11)	BC
NM-BC	Non-metallic high impact phenolic weatherproof box & cover, box is drilled at 180° for two burial cable connectors (included), allowing feed-through capability; gasketed cover has weathertight 1/2" hub; brass cover with screws; gray		BC
1414-BOX	Cast iron box - two side hubs, one top (1/2"); heavy-duty; gray	.8 (.4)	BC
1031-3	Cast spike with internal splice box, 1/2" NPSM hub for fixture & 6' #18/3 grounded cord set; gray	1.75 (.8)	BC



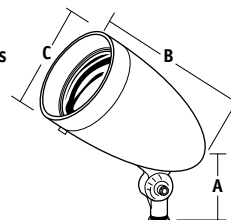
### DIMENSIONS

308 Series



A	B	C
5"	8 1/4"	5 3/8"
127 mm	210 mm	137 mm

309 Series



A	B	C
5"	9 7/8"	5 3/8"
127 mm	251 mm	137 mm

