



Scotchlok™ 314U

Self-Stripping Electrical Pigtail Connectors



Data Sheet

Application

Use Part No. 314U to electrically connect two or three wire ends and insulate the connection.

Wire Range

22-14 AWG Solid or stranded, tinned or untinned (0,5-1.5 mm²) copper conductors. For use with common thermoplastic insulated wires: T, TF, TFF, TFN, TFFN, AWM, TEW, SAE-GPT with a maximum insulation diameter of .150 inches (3,8 mm). Maximum recommended current for general purpose applications: 22 AWG - 3 AMPS, 20 AWG - 5 AMPS, 18 AWG - 7 AMPS, 16 AWG - 10 AMPS, 14 AWG - 15 AMPS.

Construction

U-contact - Tin plated brass, .02 in. (0,5 mm) thick

Insulator - Flame retardant nylon,
Color - cap/white, body/white

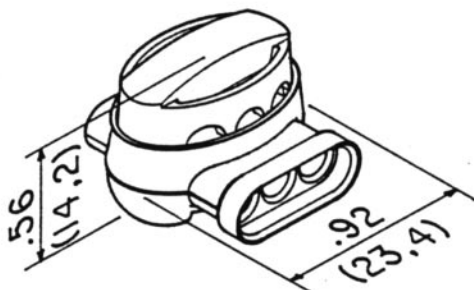
Weight

.0069 lb. (3.14 gm)

Recommended Installation Tools

3M™ Crimping Tool No. E-9BM

Mechanics (slip joint) Pliers



Installation Instructions

⚠ WARNING

Turn power off before installing or removing terminal. All electrical work should be done according to appropriate electrical codes.

1. Insert 2 or 3 unstripped wires completely into connector and check their position by looking through the translucent connector body.
2. Hold tool perpendicular to the wires and make the connection by driving the cap down flush with the top edge of the connector body.

Regulatory Agencies

UL Listed - Tested per UL Standard 486C

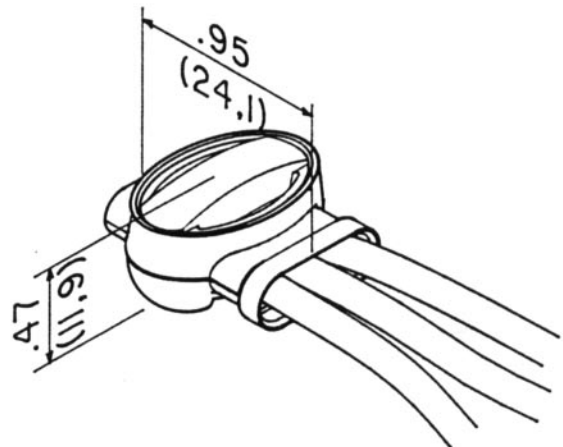
UL file No. E23438

CSA certified - CSA Std. C22.2 No. 0. 188-MI983

CSA File No. LR15503

(Voltage rated at 600 volts maximum, building wire: 1000 volts maximum, signs, fixtures and luminaires. Operating Temperature: 105°C.)

Note: UL Listed and CSA Certified for AWG only.



Engineering Specification

Self-Stripping Electrical Connector (as manufactured by 3M, part No. 314U) capable of connecting 2 or 3 wires in the range of No. 22 thru No. 14 AWG solid or stranded copper wire in a pigtail application while insulating the connection. Connector shall be UL Listed and CSA Certified for 600 volts maximum, building wire: 1000 volts maximum, signs, fixtures and luminaires, and temperature rated 105°C maximum.

3M and Scotchlok are trademarks of 3M Company.



is a trademark of Underwriters Laboratories.



is a trademark of Canadian Standards Association.

IMPORTANT NOTICE

Before using this product, you must evaluate it and determine if it is suitable for your intended application. You assume all risks and liability associated with such use.

Warranty; Limited Remedy; Limited Liability. This product will be free from defects in material and manufacture as of the date of purchase. **3M MAKES NO OTHER WARRANTIES INCLUDING, BUT NOT LIMITED TO, ANY IMPLIED WARRANTY OF MERCHANTABILITY OR FITNESS FOR A PARTICULAR PURPOSE.** If this product is defective within the warranty period stated above, your exclusive remedy shall be, at 3M's option, to replace or repair the 3M product or refund the purchase price of the 3M product. **Except where prohibited by law, 3M will not be liable for any loss or damage arising from this 3M product, whether direct, indirect, special, incidental or consequential regardless of the legal theory asserted.**



Electrical Products Division

6801 River Place Blvd.
Austin, TX 78726-9000
www.3M.com/elpd

Litho in USA
©3M 2003 78-8126-5516-1-A



Scotchlok™ 314U

Self-Stripping Electrical Pigtail Connectors



Data Sheet

Application

Use Part No. 314U to electrically connect two or three wire ends and insulate the connection.

Wire Range

22-14 AWG Solid or stranded, tinned or untinned (0,5-1.5 mm²) copper conductors. For use with common thermoplastic insulated wires: T, TF, TFF, TFN, TFFN, AWM, TEW, SAE-GPT with a maximum insulation diameter of .150 inches (3,8 mm). Maximum recommended current for general purpose applications: 22 AWG - 3 AMPS, 20 AWG - 5 AMPS, 18 AWG - 7 AMPS, 16 AWG - 10 AMPS, 14 AWG - 15 AMPS.

Construction

U-contact - Tin plated brass, .02 in. (0,5 mm) thick

Insulator - Flame retardant nylon,
Color - cap/white, body/white

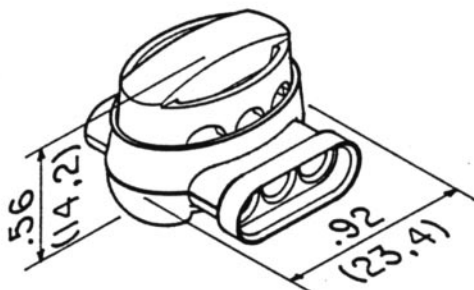
Weight

.0069 lb. (3.14 gm)

Recommended Installation Tools

3M™ Crimping Tool No. E-9BM

Mechanics (slip joint) Pliers



Installation Instructions

⚠ WARNING

Turn power off before installing or removing terminal. All electrical work should be done according to appropriate electrical codes.

1. Insert 2 or 3 unstripped wires completely into connector and check their position by looking through the translucent connector body.
2. Hold tool perpendicular to the wires and make the connection by driving the cap down flush with the top edge of the connector body.

Regulatory Agencies

UL Listed - Tested per UL Standard 486C

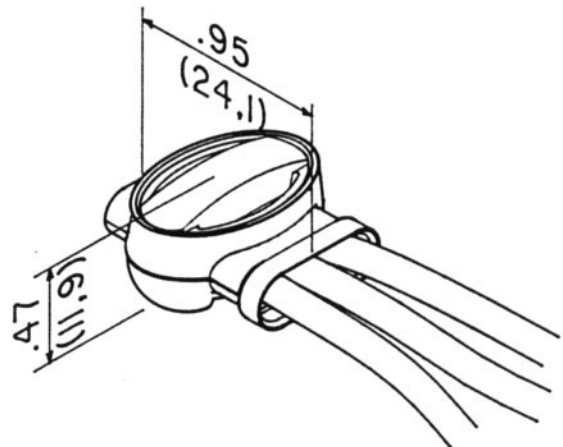
UL file No. E23438

CSA certified - CSA Std. C22.2 No. 0. 188-MI983

CSA File No. LR15503

(Voltage rated at 600 volts maximum, building wire: 1000 volts maximum, signs, fixtures and luminaires. Operating Temperature: 105°C.)

Note: UL Listed and CSA Certified for AWG only.



Engineering Specification

Self-Stripping Electrical Connector (as manufactured by 3M, part No. 314U) capable of connecting 2 or 3 wires in the range of No. 22 thru No. 14 AWG solid or stranded copper wire in a pigtail application while insulating the connection. Connector shall be UL Listed and CSA Certified for 600 volts maximum, building wire: 1000 volts maximum, signs, fixtures and luminaires, and temperature rated 105°C maximum.

3M and Scotchlok are trademarks of 3M Company.



is a trademark of Underwriters Laboratories.



is a trademark of Canadian Standards Association.

IMPORTANT NOTICE

Before using this product, you must evaluate it and determine if it is suitable for your intended application. You assume all risks and liability associated with such use.

Warranty; Limited Remedy; Limited Liability. This product will be free from defects in material and manufacture as of the date of purchase. **3M MAKES NO OTHER WARRANTIES INCLUDING, BUT NOT LIMITED TO, ANY IMPLIED WARRANTY OF MERCHANTABILITY OR FITNESS FOR A PARTICULAR PURPOSE.** If this product is defective within the warranty period stated above, your exclusive remedy shall be, at 3M's option, to replace or repair the 3M product or refund the purchase price of the 3M product. **Except where prohibited by law, 3M will not be liable for any loss or damage arising from this 3M product, whether direct, indirect, special, incidental or consequential regardless of the legal theory asserted.**



Electrical Products Division

6801 River Place Blvd.
Austin, TX 78726-9000
www.3M.com/elpd

Litho in USA
©3M 2003 78-8126-5516-1-A