ELLIOTT ELECTRIC SUPPLY
We Deliver...Lower Cost, Quality Products, & Personal Service
2310 N. Stallings Dr.
Nacogdoches, TX 75964-0
Phone: 9365697941
Fax: 9365604685



# 45247 PREMIUM T-14 NM T-STRIPPER WIRE STRIPPER

*IDEAL*

| | |
|---|---|
| Catalog Number | 45247 |
| Manufacturer | IDEAL |
| Description | Wire Stripper, Cushioned/Comfort-Grip Handle, 0.28 lb |
| Weight per unit | 0.2800 (lbs/each) |
| Product Category | Strippers |

## Features

| | |
|---|---|
| Handle Type | Cushioned, Comfort-Grip |

## Dimensions and Weight

| | |
|---|---|
| Size | 12/2 AWG Or 14/2 AWG NM Cable |

## Descriptions

| | |
|---|---|
| Description | PREMIUM T-14 NM T-STRIPPER WIRE STRIPPER |
| Features | 12/2 and 14/2 stripping slots quickly remove the outer jacket of 2 AWG Type NM nonmetallic sheathed cable wires simultaneously. Precision staggered blades for square, clean cuts on solid copper wire. Precision shear type blades for square, clean cuts on solid copper wire. Strong gripping serrated nose; for easy bending, shaping, and pulling of wire. Coil spring provides fast self-opening action. |
| Long Description | Premium T-14 T-Stripper Dual Hole Wire Stripper, Size: 12/2 AWG Or 14/2 AWG NM Cable, Cushioned, Comfort-Grip Handle |
| Product Type | Wire Stripper, Ideal, Premium T-14 T, Dual Hole, Comfort Grip HN |
| Special Features | Ability to strip both conductor wires of NM cable at one time;Contoured, comfort-grip handles to reduce operator fatigue;Stripping holes for stripping two 12 AWG or two 14 AWG wires simultaneously |
| Extra Long Description | IDEAL 45-247 Wire Stripper,Ideal,Pr |

## Manufacturer Information

| | |
|---|---|
| Brand | Ideal |
| | Ideal Industries |
| GTIN | 00783250452477 |
| UPC | 783250 |

## Taxonomies, Classifications, and Categories

| | |
|---|---|
| Category Description | HAND TOOLS |
| Type | Dual Hole Wire Stripper |

## Packaging

| | |
|---|---|
| Carton | 1 |
| Weight Per Each | 0.2800 (lbs/each) |

IDEAL®

# ELECTRICAL PRODUCTS




1916 2016

100

CELEBRATING
THE **IDEAL** CENTURY

## FULL-LINE CATALOG

# An American Original.

## AT HOME IN THE HEART OF AMERICA.

Entrepreneurial in spirit, grounded in the values of American ingenuity, IDEAL was founded on the basis that every product we make will exceed the value of the price paid for it. When it comes to creating value, IDEAL is an American original. Today, we exemplify those values in our vision, our mission and the future of our business. We are investing in the success and revitalization of American innovation and we are committed to manufacturing American Value In Every Tool We Make.

## IDEAL IS WITH YOU EVERY STEP OF THE WAY.

We believe in innovative ideas for hardworking professionals — skilled tradesmen like electricians, contractors, mechanics, data communications pros and systems builders. These unsung problem solvers demand smart, tough, high-performance products that work right the first time. They also demand the innovations that keep them a step ahead of the challenges that drive the industries in which they work.

We innovate by listening. While most companies tell customers "Here's what we've got," we're constantly asking, "What do you need?"



### Wire Connectors

IDEAL is the leader in wire connectors. For wire termination, IDEAL is the industry standard.




### Wire Pulling Lubricants

The environmentally safe lubes from IDEAL provide exceptional lubricity for rapid pulls.



### Fish Tapes

IDEAL manufactures a variety of fish tapes for all applications, and our durable impact-resistant cases are the best in the market.



### Conduit Benders

IDEAL benders are constructed of exceptionally durable materials and reinforced at stress points for long life.



### Wire Strippers

Ergonomically designed in a variety of models for every application, IDEAL manufactures the finest wire strippers on the market.

CELEBRATING
THE **IDEAL** CENTURY

# *Celebrating 100 years of Success with YOU!*

We at IDEAL would like to thank all of our channel partners and customers for helping us to achieve this milestone! Since the beginning, this family-run enterprise has been committed to building ideal relationships with its customers, employees and communities.

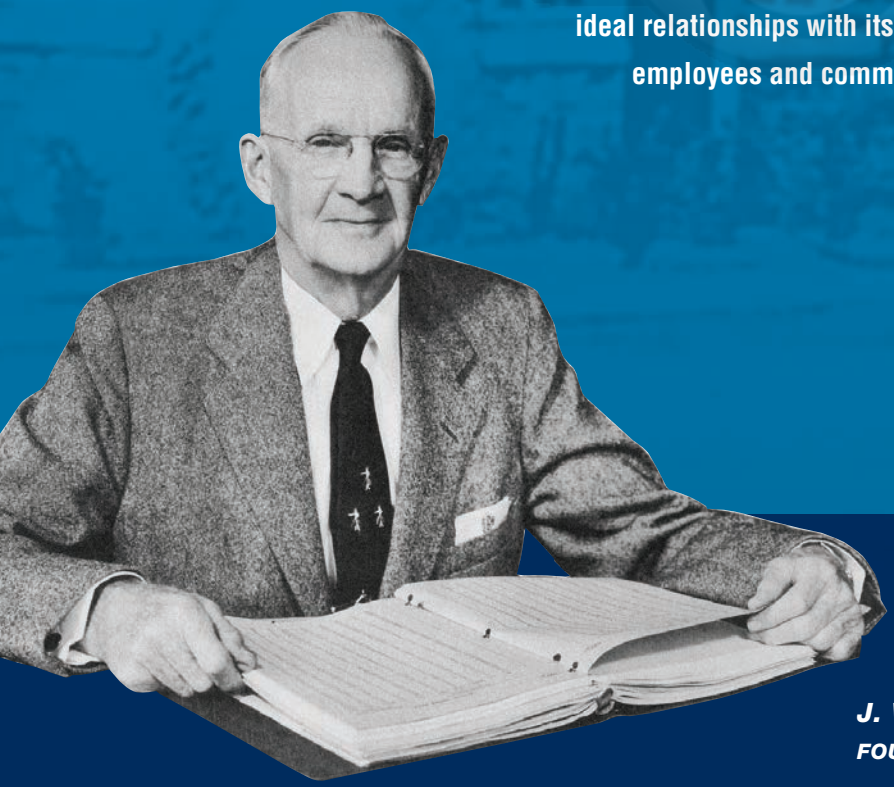

***J. WALTER BECKER***
***FOUNDER***

# Table of Contents



## A Wire Termination


Twist-on Wire Connectors ..... A-6
WeatherProof™ & UnderGround™ Wire Connectors ..... A-9
BUCHANAN Wire Connectors ..... A-11
SpliceLine® In-Line Wire Connectors ..... A-14
In-Sure® Push-In Wire Connectors ..... A-14
PowerPlug® Luminaire Disconnects ..... A-16
Grounding Products ..... A-18
SLK® Disconnect Fuse Kits ..... A-22
Crimp Terminals & Splices ..... A-29
Terminal Strips ..... A-34
BUCHANAN B-TAP® Connectors ..... A-37


## B Tools & Supplies


Fish Tapes & Accessories ..... B-4
Fishing Poles ..... B-7
Wire Pulling Lubricants & Accessories ..... B-8
Pulling Supplies ..... B-12
Conduit Benders ..... B-14
Wire Strippers ..... B-16
Pliers ..... B-21
Miscellaneous Hand Tools ..... B-24
Cable Cutters ..... B-28
Screwdrivers ..... B-31
Industrial Bits & Accessories ..... B-39
Insulated Hand Tools ..... B-42
Tool Carriers & Bags ..... B-49
Hand Tool Kits ..... B-52
Cutting & Holemaking Tools ..... B-56
Cable Ties ..... B-70
Cable Staples ..... B-77
Wire Markers ..... B-78
Switches ..... B-79
Heat Shrink ..... B-86
Heat Guns ..... B-91
Lockout/Tagout ..... B-92
Safety Signs ..... B-101
Safety Tapes ..... B-102
Commutator Maintenance ..... B-113


## C Precision Wire Stripping


Stripmaster® Wire Strippers ..... C-5
Custom Stripmaster® Wire Strippers ..... C-7
Pneumatic Wire Strippers ..... C-10


## D Test & Measurement


Circuit Tracers ..... D-3
Clamp Meters ..... D-6
Circuit Analyzers ..... D-11
Multimeters ..... D-13
Specialty Testers ..... D-14
Accessories ..... D-16


## E DataComm/Networks


Testers ..... E-3
Compression Tools & Connectors ..... E-5
Crimp Tools/Die Sets ..... E-7
Tools ..... E-8
Modular Plugs ..... E-10
Strippers ..... E-11
Splitters ..... E-13
Kits ..... E-13
Fiber Optics ..... E-16

# Wire Termination



**Twist-On Wire Connectors**
- Wire-Nut® Wire Connectors ..... A-6
- Wing-Nut® Wire Connectors ..... A-7
- Twister® Wire Connectors ..... A-8
- WeatherProof™/UnderGround™ Wire Connectors ..... A-9
- Twister® Al/Cu Wire Connectors ..... A-10
- B-CAP® Wire Connectors ..... A-11
- WireTwist™/WingTwist™ Wire Connectors ..... A-12

**Push-In Wire Connectors**
- SpliceLine™ In-Line Wire Connectors ..... A-15
- In-Sure™ Push-In Wire Connectors ..... A-15

**Luminaire Disconnects**
- PowerPlug® Luminaire Disconnects ..... A-17

**Grounding Products**
- Grounding Pigtails ..... A-19
- Grounding Screws ..... A-20

**Crimp Connectors** ..... A-21

**Streetlight Kits**
- SLK® ..... A-23
- BUCHANAN Streetlight Kits ..... A-26

**Electrical Terminals, Crimp and Screw Connectors**
- Ring ..... A-30
- Spade ..... A-30
- Disconnects ..... A-31
- Splices ..... A-32

**Terminal Strips** ..... A-34

**Tap Connectors**
- B-TAP® Insulation-Piercing Connectors ..... A-37















## Ingenuity & Performance

**From the introduction of our first twist-on wire connector in 1928, IDEAL has been the leading force in wire termination technology. Through ingenuity, proven performance and innovative engineering, IDEAL continues to lead the electrical industry with products that deliver more than the price paid.**

# Twist-On Wire Connectors... a design for every application.

**Wire-Nut® Wire Connectors**
This American classic is the original connector that started it all. The Wire-Nut® Wire Connector has five color-coded models that cover a full range of applications from 20 to 6 AWG. The ribbed shell provides a positive grip and the fixed, square-wire spring provides a secure connection.

**Wing-Nut® Wire Connectors**
For extra leverage and superior torque, the Wing-Nut® Wire Connector provides an easy, secure grip when connecting a wide range of wires. The specially designed contoured wings make for extra torque and quick work on any electrical job. Three models cover from 18 to 6 AWG and include, the Red 452® Wing-Nut® with the widest range of any wing-styled connector in the industry.

**Twister® Wire Connectors**
The industry's choice for comfort. With three models, the Twister® Wire Connector easily handles the most common wiring configurations for residential construction projects from 22 to 6 AWG. A patented, expanding square-wire spring helps to ensure a quick, secure connection.

**B-CAP® Wire Connectors**
The B-CAP® Wire Connector gets you into those hard-to-reach spots comfortably, especially when you're retrofitting or updating. The contoured classic fin design provides a secure grip for extra torque, while the expanding interior spring accepts a wide range of wire sizes and combinations. Three models cover from 22 through 6 AWG.

**B-Twist™ Wire Connectors**
The All-in-One connector that gets the job done. The B-Twist™ Wire Connector combines all the features of red and yellow wire connectors in one outstanding design. The rounded "dial-top" provides fast, fingertip starts that come to torque quickly and the low-profile design fits easily into electrical boxes. With a super-wide range, the B-Twist™ provides top performance at a great value.

**WeatherProof™ / UnderGround™ Wire Connectors**
Twist-on connectors for underground and wet location installations. Six models cover a wide range of wire sizes from 22 through 6 AWG. The WeatherProof™ and UnderGround™ Wire Connector line features a 100% non-hardening silicone sealant to provide safe, moisture-free electrical connections. UL Listed and CSA Certified for damp/wet and direct burial applications.

**Twister® Al/Cu Wire Connectors**
The only twist-on connector for aluminum-to-copper connections. The specially formulated anti-oxidant compound prevents oxidation on aluminum conductors for improved conductivity and cooler connections. UL Listed and CSA Certified for aluminum-to-copper connections.




Model:
Wire Combinations:
Twister®
2 #22
3 #22
2 #20
3 #20
2 #18
2 #16
3 #16
2 #14
3 #14
2 #12
4 #14
3 #12
4 #12
3 #10
5 #12
4 #10
2 #6
340® Orange
MIN. 2 #22
MAX. 3 #12
NEW Color
341® Tan
MIN. 3 #22
MAX. 3 #10
344® Red/Yellow
Widest range in the industry
MIN. 2 #18
MAX. 4 #10
342® Gray
MIN. 3 #14
MAX. 2 #8 w/ 2 #12
Wire-Nut®
71B® Gray (300V)
MIN. 2 #22 Str.
MAX. 2 #16
72B® Blue (300V)
MIN. 2 #22
MAX. 3 #16
73B® Orange
MIN. 1 #18 w/ 1 #20
MAX. 2 #14
74B® Yellow
MIN. 2 #18
MAX. 4 #14 w/1 #18
76B® Red
MIN. 2 #14
MAX. 4 #12
Wing-Nut®
451® Yellow
MIN. 2 #18
MAX. 3 #12
452® Red
Widest range in the industry
MIN. 2 #18
MAX. 4 #10
454® Blue
MIN. 3 #12
MAX. 1 #6 w/ 2 #8
B-CAP®
B1 Yellow
MIN. 3 #20
MAX. 3 #12
B2 Red
MIN. 2 #18
MAX. 5 #12
B4 Blue
MIN. 2 #12
MAX. 2 #6
B-Twist™
BT2™ Red
MIN. 2 #18
MAX. 2 #8
WingTwist™
WT51 Yellow
MIN. 2 #18
MAX. 3 #12
WT41 Tan
MIN. 2 #20
MAX. 3 #10
WT52 Red
MIN. 2 #14
MAX. 5 #12
WT54 Blue
MIN. 3 #12
MAX. 2 #6
WireTwist™
WT1 Gray (300V)
MIN. 3 #22
MAX. 2 #16
WT2 Blue (300V)
MIN. 3 #20
MAX. 3 #16
WT3 Orange
MIN. 2 #18
MAX. 2 #14
WT4 Yellow
MIN. 2 #18
MAX. 2 #12
WT6 Red
MIN. 2 #14
MAX. 4 #12
WeatherProof™
61® Gray/Orange
MIN. 2 #20
MAX. 2 #14
62® Gray/Red
MIN. 2 #18
MAX. 3 #10
63® Gray/Dark Blue
MIN. 3 #14
MAX. 5 #10
UnderGround™/MudBug®
60® Gray/Blue
MIN. 1 #20 w/ 1 #18
MAX. 1 #10 w/ 2 #12
64® Gray/Dark Blue
MIN. 2 #18 Sol.
MAX. 3 #10
66® Gray/Dark Blue
MIN. 3 #12
MAX. 2 #6 w/ 1 #10
60® Yellow
MIN. 1 #20 w/ 1 #18
MAX. 1 #10 w/ 2 #12
2 #22
3 #22
2 #20
3 #20
2 #18
2 #16
3 #16
2 #14
3 #14
2 #12
4 #14
3 #12
4 #12
3 #10
5 #12
4 #10
2 #6

| Model | RESIDENTIAL Light Switches | Receptacles | Ceiling Fans | Can Lights | Thermostat Controls | HVAC | Smoke/CO Detectors | Garage Door Openers | Door Bells | COMMERCIAL Multi-Gang Switch Boxes | Security Systems | Intercoms | Recessed Lighting Controls | Illuminated Signage | Receptacles | 3-Phase Motors | HVAC |
|---|---|---|---|---|---|---|---|---|---|---|---|---|---|---|---|---|---|
| **Twister®** | | | | | | | | | | | | | | | | | |
| 340® Orange | ● | | ● | ● | | | ● | | ● | | ● | ● | ● | | | | |
| 341® Tan | ● | ● | | | | ● | ● | ● | | | ● | | ● | ● | | | ● |
| 344® Red/Yellow | ● | ● | | | | ● | | ● | | ● | ● | | | ● | ● | ● | ● | ● |
| 342® Gray | | | | | | | | | | ● | | | | ● | ● | | ● | ● |
| **Wire-Nut®** | | | | | | | | | | | | | | | | | | |
| 71B® Gray | | | | | ● | | | | | | ● | ● | | | | | | |
| 72B® Blue | | | | | ● | ● | | | ● | | ● | ● | | | | | | |
| 73B® Orange | | | ● | ● | | | ● | | ● | | ● | ● | ● | | | | | |
| 74B® Yellow | ● | | ● | ● | | | ● | | | | | | ● | ● | | | | |
| 76B® Red | ● | ● | | | | ● | | ● | | ● | | | | ● | ● | ● | ● | ● |
| **Wing-Nut®** | | | | | | | | | | | | | | | | | | |
| 451® Yellow | ● | ● | ● | ● | | | ● | | ● | | | | ● | | | | | |
| 452® Red | ● | ● | | | | ● | | ● | | ● | | | | ● | ● | ● | ● | ● |
| 454® Blue | | | | | | | | | | ● | | | | ● | ● | | ● | ● |
| **B-CAP®** | | | | | | | | | | | | | | | | | | |
| B1 Yellow | ● | | ● | ● | | | ● | | ● | | ● | ● | ● | | | | | |
| B2 Red | ● | ● | | | | ● | | ● | | ● | | | | ● | ● | ● | ● | ● |
| B4 Blue | | | | | | | | | | ● | | | | ● | ● | | ● | ● |
| **B-Twist™** | | | | | | | | | | | | | | | | | | |
| BT2™ Red | ● | ● | | | | ● | | ● | | ● | | | | ● | ● | ● | ● | ● |
| **WingTwist™** | | | | | | | | | | | | | | | | | | |
| WT51 Yellow | ● | | ● | ● | | | ● | | ● | | ● | ● | ● | | | | | |
| WT41 Tan | ● | ● | | | | ● | ● | ● | | | ● | | ● | ● | | | | ● |
| WT52 Red | ● | ● | | | | ● | | ● | | ● | | | | ● | ● | ● | ● | ● |
| WT54 Blue | | | | | | | | | | ● | | | | ● | ● | | ● | ● |
| **WireTwist™** | | | | | | | | | | | | | | | | | | |
| WT1 Gray | | | | | ● | | | | | | ● | ● | | | | | | |
| WT2 Blue | | | | | ● | ● | | | ● | | ● | ● | | | | | | |
| WT3 Orange | | | ● | ● | | | ● | | ● | | ● | ● | ● | | | | | |
| WT4 Yellow | ● | | ● | ● | | | ● | | ● | | | | ● | ● | | | | |
| WT6 Red | ● | ● | | | | ● | | ● | | ● | | | | ● | ● | ● | ● | ● |

| | RESIDENTIAL Landscape Lighting | Pool Filters/Controls | Outdoor Power Outlets | Patio/Deck Lighting | Bathroom/Spa Vent Fans | Security Systems | Basement/Garage | Lawn-Sprinkler Controls | Sump/Well Pumps | COMMERCIAL Landscape Lighting | Security Systems | Exterior Lighting | Street/Parking Lot Lighting | Car Washes | Processing Plants | Traffic Signals | Ejection Pumps | HVAC |
|---|---|---|---|---|---|---|---|---|---|---|---|---|---|---|---|---|---|---|
| **WeatherProof™** | | | | | | | | | | | | | | | | | | |
| 61® Gray/Orange | | | | | ● | ● | | ● | | | ● | | | ● | ● | ● | | ● |
| 62® Gray/Red | | ● | ● | ● | | | ● | | ● | | | ● | | ● | ● | | | ● |
| 63® Gray/Dk. Blue | | ● | ● | ● | | | ● | | ● | | | ● | ● | ● | ● | | | |
| **UnderGround™** | | | | | | | | | | | | | | | | | | |
| 60® Gray/Blue | ● | | | ● | ● | | | ● | ● | ● | ● | | ● | | | ● | ● | |
| 64® Gray/Dk. Blue | ● | | | | ● | | | | ● | ● | | | ● | | | ● | ● | |
| 66® Gray/Dk. Blue | | | | | | | | | | | | | ● | | | ● | | |

# Wire-Nut® Wire Connectors

CLASSIC from the IDEAL family of Performance & Reliability



- Fixed square spring for a secure hold
- Refined range to handle all common applications
- Positive grip shell that is perfect to twist-on with fingers
- Excellent for fine stranded wire applications

UL LISTED Wire Connector 774A Cu/Cu Only CSA CE

| Model | Color | Wire Combination Range | Wire Combination Range (mm) | Quantity | Part No. |
|---|---|---|---|---|---|
| **71B®** (Suitable for use in Air Handling Spaces) | Gray | 300V<br>22 to 16 AWG<br>Min. 2 #22 – Max. 2 #16 | 300V<br>,34mm² to 1,5mm²<br>Min. 2-,34mm² Max. 3-1,5mm² | Box of 100 | **30-071** |
| | | | | Keg of 25,000 | **30-271** |
| **72B®** | Blue | 300V<br>22 to 14 AWG<br>Min. 2 #22 – Max. 3 #16 | 300V<br>,34mm² to 2,5mm²<br>Min. 2-,34mm² Max. 3-1,5mm² | Box of 100 | **30-072** |
| | | | | Keg of 10,000 | **30-272** |
| | | | | Barrel of 85,000 | **30-872** |
| **73B®** | Orange | 600V*<br>22 to 14 AWG<br>Min. 1 #18 & 1 #20<br>Max. 2 #14 | 600V*<br>,34mm² to 2,5mm²<br>Min. 1-,75mm² w/1-,50mm²<br>Max. 4-1,5mm² w/1-,50mm² | Box of 100 | **30-073** |
| | | | | Jar of 300 | **30-073J** |
| | | | | Bag of 500 | **30-273** |
| | | | | Keg of 10,000 | **30-673** |
| | | | | Barrel of 50,000 | **30-873** |
| **74B®** | Yellow | 600V*<br>18 to 12 AWG<br>Min. 2 #18<br>Max. 4 #14 & 1 #18 | 600V*<br>,75mm² to 4,0mm²<br>Min. 2-,75mm²<br>Max. 4-2,5mm² w/1-,75mm² | Box of 100 | **30-074** |
| | | | | Jar of 175 | **30-074J** |
| | | | | Bag of 500 | **30-274** |
| | | | | Keg of 5,000 | **30-674** |
| **76B®** | Red | 600V*<br>18 to 6 AWG<br>Min. 2 #14<br>Max. 4 #12 | 600V*<br>,75mm² to 16,0mm²<br>Min. 2-2,5mm²<br>Max. 2-4,0mm² | Box of 100 | **30-076** |
| | | | | Jar of 150 | **30-076J** |
| | | | | Bag of 250 | **30-276** |

*1,000V maximum in fixtures and signs

# High-Temp Wire-Nut® Wire Connectors



All of the same features as the Wire-Nut® Wire Connector, plus:

- Black, thermoplastic shell designed to withstand extreme heat build-up found in high-wattage light fixtures and signs
- UL Listed to 150°C (302°F)

UL LISTED Wire Connector 774A Cu/Cu Only CSA

| Model | Color | Wire Combination Range | Wire Combination Range (mm) | Quantity | Part No. |
|---|---|---|---|---|---|
| **71B®** (Suitable for use in Air Handling Spaces) | Black | 300V<br>22 to 16 AWG<br>Min. 2 #22 Str – Max. 2 #16 | 300V<br>,34mm² to 1,5mm²<br>Min. 2-,34mm² – Max. 2-1,5mm² | Box of 100 | **30-3627** |
| | | | | Keg of 25,000 | **30-251** |
| **72B®** | Black | 300V<br>22 to 14 AWG<br>Min. 2 #22 – Max. 3 #16 | 300V<br>,34mm² to 2,5mm²<br>Min. 2-,34mm² – Max. 3-1,5mm² | Box of 100 | **30-3628** |
| | | | | Keg of 10,000 | **30-252** |
| **73B®** | Black | 600V*<br>22 to 14 AWG<br>Min. 1 #18 w/1 #20<br>Max. 2 #14 | 600V*<br>,34mm² to 2,5mm²<br>Min. 1-,75mm² w/1-,50mm²<br>Max. 4-1,5mm² w/1-,50mm² | Box of 100 | **30-3629** |
| | | | | Keg of 10,000 | **30-253** |
| | | | | Barrel of 50,000 | **30-803** |
| **59B™** | Black | 600V*<br>22 to 12 AWG<br>Min. 2 #20 – Max. 3 #14 | 600V*<br>,34mm² to 4,0mm²<br>Min. 2-,5mm² – Max. 3-2,5mm² | Box of 100 | **30-059** |
| | | | | Keg of 5,000 | **30-259** |

*1,000V maximum in fixtures and signs

# Wing-Nut® Wire Connectors

POWER from the IDEAL family of Performance & Reliability



- Contoured wing profile provides extra leverage for superior torque
- Expanding, live-action spring expands to accommodate a wide range of wire sizes and combinations
- Co-polymer shell expands for smooth, progressive tightening providing dependable connections
- Removable for repeat usage on same size or larger combinations
- Tough, UL94V-2 flame retardant shell rated at 105°C (221°F)

UL Wire Connector 774A LISTED Cu/Cu Only CSA CE

| Model | Color | Wire Combination Range | Wire Combination Range (mm) | Quantity | Part No. |
|---|---|---|---|---|---|
| **451®** | Yellow | 600V*<br>18 to 10 AWG<br>Min. 2 #18 – Max. 3 #12 | 600V*<br>,75mm² to 6,0mm²<br>Min. 2-,75mm² – Max. 3-4,0mm² | Box of 100 | **30-451** |
| | | | | Jar of 225 | **30-451J** |
| | | | | Jar of 500 | **30-651J** |
| | | | | Bag of 500 | **30-651** |
| | | | | Barrel of 35,000 | **30-851** |
| **452®** | Red | 600V*<br>18 to 8 AWG<br>**Min. 2 #18 – Max. 4 #10**<br>**(Widest range in the Industry!)** | 600V*<br>,75mm² to 10,0mm²<br>Min. 2-,75mm² – Max. 4-6,0mm² | Box of 100 | **30-452** |
| | | | | Jar of 300 | **30-452J** |
| | | | | Jar of 500 | **30-652J** |
| | | | | Bag of 500 | **30-652** |
| | | | | Barrel of 25,000 | **30-852** |
| **454®** | Blue | 600V*<br>14 to 6 AWG<br>Min. 3 #12 – Max. 1 #6 w/2 #8 | 600V*<br>2,5mm² to 16,0mm²<br>Min. 3-4,0mm² –<br>Max. 2-16,0mm² w/1-4,0mm² | Box of 25 | **30-454** |
| | | | | Bag of 100 | **30-654** |

*1,000V maximum in fixtures and signs

# Greenie® Grounding Wire Connectors



- Designed for making ground connections and bonding non-metallic sheathed cable
- Contoured wings for superior leverage
- Live-action, square-wire spring provides quality grounding connections
- Tough, UL 94V-2 flame-retardant shell

UL Ground Connector 951L LISTED Cu/Cu Only CSA

| Model | Color | Wire Combination Range | Wire Combination Range (mm) | Quantity | Part No. |
|---|---|---|---|---|---|
| **92®** | Green | 14 to 10 AWG<br>Min. 2 #14 – Max. 4 #12 | 2,5mm² to 6,0mm²<br>Min. 2-2,5mm²<br>Max. 2-4,0mm² w/1-2,5mm² | Box of 100 | **30-092** |
| | | | | Jar of 150 | **30-092J** |
| | | | | Bag of 500 | **30-292** |

**Greenie® Grounding Connector fully meets the intent of the NEC and specifically aids in compliance with the following:**

**ARTICLE 250: GROUNDING**

250-146 Connecting Receptacle Grounding Terminal to Box

250-148 Continuity and Attachment of Equipment Grounding Conductors to Boxes
(B) Grounding continuity
(D) Nonmetallic boxes

*See Page A-19 for more IDEAL Grounding Products.*

PREFERRED CHOICE FOR RESIDENTIAL JOBS

COMFORT from the IDEAL family of Performance & Reliability

# Twister® Wire Connectors

NEW COLOR, SAME WIDE WIRE RANGE



UL Wire Connector 774A LISTED · Cu/Cu Only · CSA · CE

- Swept wings for more comfort, extra leverage, and less effort on large combinations
- Expanding, live-action spring supports a wide range of common wiring configurations
- Polypropylene shell expands for smooth, progressive tightening providing dependable connections
- Hexagonal shape accommodates standard nutdriver for easy installation
- Quick take-up on even the toughest combinations, including solid-to-stranded

| Model | Color | Wire Combination Range | Wire Combination Range (mm) | Quantity | Part No. |
|---|---|---|---|---|---|
| **340™** | Orange | 600V*<br>22 to 10 AWG<br>Min. 2 #22 – Max. 3 #12 | 600V*<br>,34mm² to 4,0mm²<br>Min. 2-,34mm² – Max. 3-4,0mm² | Box of 100 | **30-340** |
| | | | | Jar of 500 | **30-640J** |
| **341®** | Tan | 600V*<br>22 to 8 AWG<br>Min. 3 #22 – Max. 3 #10 | 600V*<br>,34mm₂ to 10,0mm²<br>Min. 3-,34mm² – Max. 3-6,0mm² | Box of 100 | **30-341** |
| | | | | Jar of 400 | **30-441J** |
| | | | | Bag of 500 | **30-641** |
| | | | | Jar of 750 | **30-341J** |
| | | | | Barrel of 25,000 | **30-841** |
| **342®** | Gray | 600V*<br>18 to 6 AWG<br>Min. 3 #14 – Max. 2 #8 w/2 #12 | 600V*<br>,75mm² to 10,0mm²<br>Min. 3-2,5mm² – Max. 2-10,0mm² w/2-4,0mm² | Box of 50 | **30-342** |
| | | | | Bag of 250 | **30-642** |
| | | | | Barrel of 15,000 | **30-842** |

*1,000V maximum in fixtures and signs

# Twister® Pro Wire Connectors

COMFORT from the IDEAL family of Performance & Reliability

Twister PRO



UL Wire Connector 774A LISTED · Cu/Cu Only · CSA

- SureGrip™ overmolding provides improved leverage, more torque, and faster connections
- Comfortable swept wings ease hand fatigue
- Expanding square-wire spring provides a secure connection every time
- Tough, UL 94V-2 flame-retardant shell rated at 105°C (221°F)

| Model | Color | Wire Combination Range | Wire Combination Range (mm) | Quantity | Part No. |
|---|---|---|---|---|---|
| **344®** | Red/Yellow | MAX. 4-10s<br>600V*<br>22 to 8 AWG<br>**Min. 2 #18 – Max. 4 #10**<br>**(Widest range in the Industry!)** | 600V*<br>,34mm² to 10,0mm²<br>Min. 2-,75mm²<br>Max. 4,0-6,0mm² | Box of 50 | **30-144** |
| | | | | Jar of 250 | **30-244J** |
| | | | | Jar of 500 | **30-644J** |
| | | | | Barrel of 20,000 | **30-944** |

*1,000V maximum in fixtures and signs

COMBO PACKS AVAILABLE



# WeatherProof™ Wire Connectors



- 100% Silicone-based sealant protects against moisture and corrosion
- UL Listed to 486D for use in damp/wet locations or above-grade applications
- Easy to apply, pre-filled twist-on wire connectors
- Swept wing design is built for comfort and efficiency
- Eliminates the need for heat-shrink or excessive taping
- Tough, UL 94V-2 flame-retardant shell rated at 105°C (221°F)

LISTED Sealed Wire Connector System 5N35 Cu/Cu Only

# UnderGround™ Wire Connectors



- 100% Silicone-based sealant protects against moisture and corrosion
- UL Listed to 486D for use in damp/wet locations or direct burial/below-grade applications
- Easy to apply, pre-filled twist-on wire connectors
- Expanding, live-action square-wire spring for fast, secure and long-lasting connections
- Deep skirt provides superior moisture resistance to protect connections
- Tough, UL 94V-2 flame-retardant shell rated at 105°C (221°F)

LISTED Sealed Wire Connector System 5N35 Cu/Cu Only

**WeatherProof™ Wire Connectors**

| Model | Color | Wire Combination Range | Wire Combination Range (mm) | Quantity | Part No. |
|---|---|---|---|---|---|
| **61®** | Gray/Orange | 600V*<br>22 to 14 AWG<br>Min. 2 #20 – Max. 2 #14 | 600V*<br>,34mm² to 4,0mm²<br>Min. 2-,5mm² – Max. 2-2,5mm² | Card of 25 | **30-1161** |
| | | | | Jar of 150 | **30-1261J** |
| | | | | Carton of 1,000 | **30-1361** |
| **62®** | Gray/Red | 600V*<br>18 to 8 AWG<br>Min. 2 #16 – Max. 2 #10 | 600V*<br>,75mm² to 10,0mm²<br>Min. 2-1,5mm² – Max. 2-6,0mm² | Card of 20 | **30-1162** |
| | | | | Jar of 100 | **30-1262J** |
| | | | | Carton of 1,000 | **30-1362** |
| **63®** | Gray/Dk. Blue | 600V*<br>16 to 6 AWG<br>Min. 3 #14 – Max. 5 #10 | 600V*<br>1,5mm² to 16,0mm²<br>Min. 3-2,5mm² – Max. 5-6,0mm² | Card of 15 | **30-1163** |
| | | | | Jar of 50 | **30-1263J** |
| | | | | Carton of 1,000 | **30-1363** |

**UnderGround™ Wire Connectors**

| Model | Color | Wire Combination Range | Wire Combination Range (mm) | Quantity | Part No. |
|---|---|---|---|---|---|
| **60®** | Gray/Gray | 600V*<br>20 to 10 AWG<br>Min. 1 #20 w/1 #18<br>Max. 1 #10 w/2 #12 | 600V*<br>,5mm² to 6,0mm²<br>Min. 1-,5mm² w/1,75mm²<br>Max. 1-6,0mm² w/2-4,0mm² | Card of 25 | **30-1160** |
| | | | | Box of 100 | **30-1260** |
| **64®** | Gray/Dk. Blue | 600V*<br>18 to 8 AWG<br>Min. 2 #18 Sol. – Max. 3 #10 | 600V*<br>,75mm² to 10,0mm²<br>Min. 2-,75mm² Sol. - Max. 3-6,0mm² | Box of 50 | **30-1264** |
| **66™** | Gray/Dk. Blue | 600V*<br>14 to 6 AWG<br>Min. 3 #12 – Max. 2 #6 w/1 #10 | 600V*<br>2,5mm² to 16,0mm²<br>Min. 3-4,0mm² Sol. – Max. 2-16,0mm² w/1-6,0mm² | Box of 50 | **30-1066** |

**Combination Packages**

| Model | Color | Quantity | Part No. |
|---|---|---|---|
| **61®/62®** | Gray/Orange • Gray/Red WeatherProof™ Wire Connectors | Card of 10 (5 ea.) | **30-6162** |
| **60®/64®** | Gray/Blue • Gray/Dk. Blue UnderGround™ Wire Connectors | Card of 10 (5 ea.) | **30-6064** |

*1,000V maximum in fixtures and signs **WARNING: One time use only. Do not reuse connector.**

# MudBug® Utility Wire Connectors



- Connects underground gas tracer lines providing superior protection
- Moisture and corrosion resistant, pre-filled with non-hardening, 100% silicone
- UL Listed to direct burial test standard 486D up to 600V maximum voltage

| Model | Color | Wire Combination Range | Wire Combination Range (mm) | Quantity | Part No. |
|---|---|---|---|---|---|
| **60®** | Yellow | 600V*<br>20 to 10 AWG<br>Min. 1 #20 w/1 #18 – Max. 1 #10 w/2 #12 | 600V*<br>,5mm² to 6,0mm²<br>Min. 1-,5mm² w/1,75mm² – Max. 1-6,0mm² w/2 - 4,0mm² | Box of 1,000 | **30-360Y** |

*1,000V maximum in fixtures and signs

UL LISTED Sealed Wire Connector System 5N35 Cu/Cu Only CSA®

# Twister® Al/Cu Wire Connectors



- Only aluminum-to-copper twist-on connector specifically designed to provide a secure connection while preventing aluminum corrosion
- Pre-filled antioxidant compound prevents oxidation of aluminum conductors
- Patent swept wings and hexagonal head for easy installation by hand or with standard nutdriver
- Live-action, square-wire spring expands and contracts with aluminum wire
- Entry-cap retains corrosion-resistant compound
- Tough, UL 94V-2 flame-retardant shell rated at 105°C (221°F)
- Complies with N.E.C. Section #110-14(b) for aluminum-to-copper connections; UL Listed to 486C and CSA Certified to C22.2 #188

**WARNING:**
1. **One time use only. Do not reuse connector.**
2. **Do not use on aluminum to aluminum wire combinations.**
3. **Wiring must comply with all applicable electrical codes.**

| Model | Color | Wire Combination Ranges | | Quantity | Part No. |
|---|---|---|---|---|---|
| **65** | Purple | 1 #10 Al solid w/1 or 2 #10 Cu solid<br>1 #10 Al w/1 or 2 #12 Cu<br>2 #10 Al solid w/1 #12 Cu<br>1 #10 Al w/1 or 2 #14 Cu<br>2 #10 Al solid w/1 #14 Cu<br>2 #12 Al solid w/1 #10 Cu<br>1 #12 Al solid w/1 or 2 #10 Cu<br>1 #12 Al stranded w/1 or 2 #10 Cu solid<br>1 #12 Al w/1 or 2 #12 Cu<br>2 #12 Al solid w/1 #12 Cu | 1 #12 Al w/1 or 2 #14 Cu<br>2 #12 Al solid w/1 #14 Cu<br>1 #10 Al w/1 or 2 #18 Cu<br>2 #10 Al solid w/1 #18 Cu<br>1 #12 Al w/1 or 2 #16 Cu<br>2 #12 Al solid w/1 #16 Cu<br>1 #10 Al w/1 or 2 #16 Cu<br>2 #10 Al solid w/1 #16 Cu<br>1 #12 Al w/1 or 2 #18 Cu<br>2 #12 Al solid w/1 #18 Cu | Card of 2 | **30-065** |
| | | | | Card of 10 | **30-765** |
| | | | | Card of 25 | **30-165** |
| | | | | Box of 100 | **30-265** |
| | | | | Carton of 1,000 | **30-365** |

600V maximum building wire; 1,000V signs or light fixtures

UL LISTED Wire Connector 774A — Wire Connector also listed as grounding equipment CSA®

**FOR A COMPLETE LISTING OF UL APPROVED WIRE COMBINATIONS, VISIT US AT WWW.IDEALIND.COM**

# B-CAP® Wire Connectors

- Low profile design gets into tight spaces and hard-to-reach spots comfortably
- Slim, classic fins offer a secure grip for extra leverage and easy installation
- Live-action spring expands to accept wire shape and size with no pre-twisting
- Unique, space-saving profile is perfect for “old work” or shallow boxes
- Tough, UL 94V-2 flame-retardant shell rated at 105°C (221°F)
- Green-B® designed for making ground connections and bonding non-metallic sheathed cable

COMPACT from the IDEAL family of Performance & Reliability



UL Wire Connector 774A LISTED | Cu/Cu Only | CSA LR9706 | CE

| Model | Color | Wire Combination Range | Wire Combination Range (mm) | Quantity | Part No. |
|---|---|---|---|---|---|
| B1 | Yellow | 600V* 22 to 10 AWG Min. 3 #20 – Max. 3 #12 | 600V* ,34mm² to 6,0mm² Min. 3-,5mm² – Max. 3-4,0mm² | Box of 100 | B1-1 |
| | | | | Jar of 250 | B1-250JR |
| | | | | Jar of 500 | B1-500JR |
| | | | | Bag of 500 | B1-B |
| B2 | Red | 600V* 22 to 8 AWG Min. 2 #18 – Max. 5 #12 | 600V* ,34mm² to 10,0mm² Min. 2-,75mm² – Max. 5-4,0mm² | Box of 100 | B2-1 |
| | | | | Jar of 350 | B2-350JR |
| | | | | Jar of 500 | B2-500JR |
| | | | | Bag of 500 | B2-B |
| B4 | Blue-Gray | 600V* 14 to 6 AWG Min. 2 #12 – Max. 2 #6 | 600V* 2,5mm² to 16,0mm² Min. 2-4,0mm² – Max. 2-16,0mm² | Box of 25 | B4-1 |
| | | | | Carton of 250 | B4-B |
| BGR | Green | 14 to 10 AWG Min. 2 #14 – Max. 5 #12 | 2,5mm² to 6,0mm² Min. 2-2,5mm² - Max. 5-4,0mm² | Box of 50 | BGR-1 |
| | | | | Carton of 250 | BGR-B |

*1,000V maximum in fixtures and signs

# B-Twist™ Wire Connectors

- All-in-one connector with wide red/yellow range from 2#18 to 2 #8
- Rounded dial-top with vertical ribs provides fast fingertip starts
- Connection comes to torque quickly to get the job done efficiently
- Long swept-wings improve comfort and torque
- Wide, expanding spring makes for easy starts on even the largest combinations
- Tough, UL 94V-2 flame-retardant shell rated at 105°C (221°F)

SPEED from the IDEAL family of Performance & Reliability




UL Wire Connector 774A LISTED | Cu/Cu Only | CSA LR9706

| Model | Color | Wire Combination Range | Wire Combination Range (mm) | Quantity | Part No. |
|---|---|---|---|---|---|
| BT2™ | Red | 600V* 18 to 8 AWG Min. 2 #18 – Max. 2 #8 | 600V* ,75mm² to 10mm² Min. 2-,75mm² – Max. 1-8,0mm² w/2-6,0mm² | Box of 100 | BT2-1 |
| | | | | Jar of 500 | BT2-500JR |
| | | | | Barrel of 25,000 | BT2-SK |

*1,000V maximum in fixtures and signs

FOR A COMPLETE LISTING OF UL APPROVED WIRE COMBINATIONS, VISIT US AT WWW.IDEALIND.COM

# WireTwist™ Wire Connectors



- Positive grip shell design for fast, easy installation
- Fixed, square-wire spring creates secure connections
- Deep skirt protects against flash-over
- Tough, UL 94V-2 flame-retardant shell (105°C/221°F)

UL Wire Connector 774A LISTED · Cu/Cu Only · CSA LR9706

| Model | Color | Wire Combination Range | Wire Combination Range (mm) | Quantity | Part No. |
|---|---|---|---|---|---|
| **WT1** | Gray | 300V<br>22 to 14 AWG<br>Min. 3 #22 – Max. 2 #16 | 300V<br>,34mm² to 2,5mm²<br>Min. 3-,34mm² – Max. 2-1,5mm² | Box of 100 | **WT1-1** |
| | | | | Bag of 500 | **WT1-B** |
| **WT2** | Blue | 300V<br>22 to 14 AWG<br>Min. 3 #20 – Max. 3 #16 | 300V<br>,34mm² to 2,5mm²<br>Min. 3-,50mm² – Max. 3-1,5mm² | Box of 100 | **WT2-1** |
| | | | | Bag of 500 | **WT2-B** |
| **WT3** | Orange | 600V*<br>22 to 14 AWG<br>Min. 2 #18 – Max. 2 #14 | 600V*<br>,34mm² to 2,5mm²<br>Min. 2-,75mm² – Max. 2-2,5mm² | Box of 100 | **WT3-1** |
| | | | | Bag of 500 | **WT3-B** |
| **WT4** | Yellow | 600V*<br>22 to 10 AWG<br>Min. 2 #18 – Max. 2 #12 | 600V*<br>,75mm² to 6,0mm²<br>Min. 2-,75mm² – Max. 2-4,0mm² | Box of 100 | **WT4-1** |
| | | | | Bag of 500 | **WT4-B** |
| **WT6** | Red | 600V*<br>20 to 8 AWG<br>Min. 2 #14 – Max. 4 #12 | 600V*<br>,50mm² to 10,0mm²<br>Min. 2-2,5mm² – Max. 4-4,0mm² | Box of 100 | **WT6-1** |
| | | | | Bag of 250 | **WT6-B** |

*1,000V maximum in fixtures and signs

# WingTwist™ Wire Connectors



- Contoured wing design provides enhanced torque
- Expanding, square-wire spring creates secure connections
- Wide, deep skirt opening accommodates a variety of wire combinations
- Tough, UL 94V-2 flame retardant shell (105°C/221°F)

UL Wire Connector 774A LISTED · Cu/Cu Only · CSA LR9706

| Model | Color | Wire Combination Range | Wire Combination Range (mm) | Quantity | Part No. |
|---|---|---|---|---|---|
| **WT51** | Yellow | 600V*<br>18 to 10 AWG<br>Min. 2 #18 – Max. 3 #12 | 600V*<br>,75mm² to 6,0mm²<br>Min. 2-,75mm² – Max. 3-4,0mm² | Box of 100 | **WT51-1** |
| | | | | Bag of 500 | **WT51-B** |
| | | | | Jar of 500 | **WT51-500JR** |
| | | | | Barrel of 25,000 | **WT51-SK** |
| **WT41** | Tan | 600V*<br>22 to 10 AWG<br>Min. 2 #20 – Max. 3 #10 Solid | 600V*<br>,34mm² to 6,0mm²<br>Min. 2-0,5mm² – Max. 3-6,0mm² | Box of 100 | **WT41-1** |
| | | | | Bag of 500 | **WT41-B** |
| | | | | Jar of 500 | **WT41-500JR** |
| | | | | Barrel of 25,000 | **WT41-SK** |
| **WT52** | Red | 600V*<br>18 to 10 AWG<br>Min. 2 #14 – Max. 5 #12 | 600V*<br>,75mm² to 6,0mm²<br>Min. 2-2,5mm² – Max. 5-4,0mm² | Box of 100 | **WT52-1** |
| | | | | Bag of 500 | **WT52-B** |
| | | | | Jar of 500 | **WT52-500JR** |
| | | | | Barrel of 25,000 | **WT52-SK** |
| **WT54** | Blue | 600V*<br>14 to 6 AWG<br>Min. 3 #12 – Max. 2 #6 | 600V*<br>2,5mm² to 16,0mm²<br>Min. 3-4,0mm² – Max. 2-16,0mm² | Box of 50 | **WT54-1** |
| | | | | Bag of 100 | **WT54-B** |
| **WGR** | Green | 14 to 10 AWG<br>Min. 2 #14 – Max. 5 #12 | 2,5mm² to 6,0mm²<br>Min. 2-2,5mm² – Max. 5-4,0mm² | Box of 50 | **WGR-1** |
| | | | | Bag of 250 | **WGR-B** |
| | | | | Jar of 500 | **WGR-500JR** |

*1,000V maximum in fixtures and signs

FOR A COMPLETE LISTING OF UL APPROVED WIRE COMBINATIONS, VISIT US AT WWW.IDEALIND.COM

# Combination WingTwist™/WireTwist™ Wire Connectors



- Kit Contains:
  - WT1 WireTwist™ Wire Connector, Gray, (Qty. 100)
  - WT2 WireTwist™ Wire Connector, Blue, (Qty. 100)
  - WT3 WireTwist™ Wire Connector, Orange, (Qty. 100)
  - WT4 WireTwist™ Wire Connector, Yellow, (Qty. 100)
  - WT6 WireTwist™ Wire Connector, Red, (Qty. 25)
  - WT41 WingTwis™ Wire Connector, Tan, (Qty. 60)
  - WT51 WingTwist™ Wire Connector, Yellow, (Qty. 100)
  - WT52 WingTwist™ Wire Connector, Red, (Qty. 25)
  - WT54 WingTwist™ Wire Connector, Blue, (Qty. 10)
  - Reusable case

| Description | Quantity | Part No. |
|---|---|---|
| WireTwist™/WingTwist™ Wire Connector Combination Kit | 620 pcs. | **30-2091** |

# Spin-Twist® Wire Connector Socket



- Speeds installation of IDEAL and Buchanan Wire Connectors
- For use with electric corded or cordless drill drivers
- 1/4 in. chuck fits most drills or drive sockets

| Description | Part No. |
|---|---|
| For Connector Models Wire-Nut®, Wing-Nut®, Twister®, B-CAP®, WireTwist™ & WingTwist™ Wire Connectors | **30-902** |

# IDEAL Wire connectors are available in:

**Boxes**
**For small jobs at hand, just grab a box.**




**Store 'N Pour™ Jars**
**Easy-pour design keeps connectors clean and your shelf organized.**




**Power Pouch™ Bags**
**These bags are convenient, re-closeable and stand-up on the job.**




**Barrels**
**For really big jobs when you can't afford to run out of connectors.**



# Push-In Wire Connectors



**In-Sure® Push-In Wire Connectors**
If it's IDEAL, it's a quality connector – and the In-Sure® Push-In Wire Connector is no exception. Color-coded, the clear polycarbonate housing allows for visual verification of every connection. The ergonomic design of the In-Sure® is easier to grip which means more comfortable push-in type connections.

Perfect for OEM lighting manufacturing, prefabricated wiring systems, and any other branch circuit wiring applications where a traditional twist-on wire connector would be used. Simply push the wire in – the low insertion force makes it easy. UL Listed, CSA Certified and rated to 600V and 105°C, the In-Sure™ Push-In Wire Connector saves time and improves productivity while perfecting connections.

**SpliceLine® In-Line Wire Connectors**
The SpliceLine® In-Line Wire Connector is a revolutionary in-line wire connector that utilizes patented push-in technology in a unique design to provide a crimp-free, solderless butt splice faster and easier. The 2-port model supports a wide range of either stranded or solid wires, allowing one connector to cover the same range as three traditional butt splices.

The end-to-end connection of SpliceLine® is a great solution for today's pre-fab operations and also makes it perfect for lengthening short wires in tight spaces. It easily passes through ½" knockouts and the transparent polycarbonate allows for visual inspection, providing a secure connection every time.

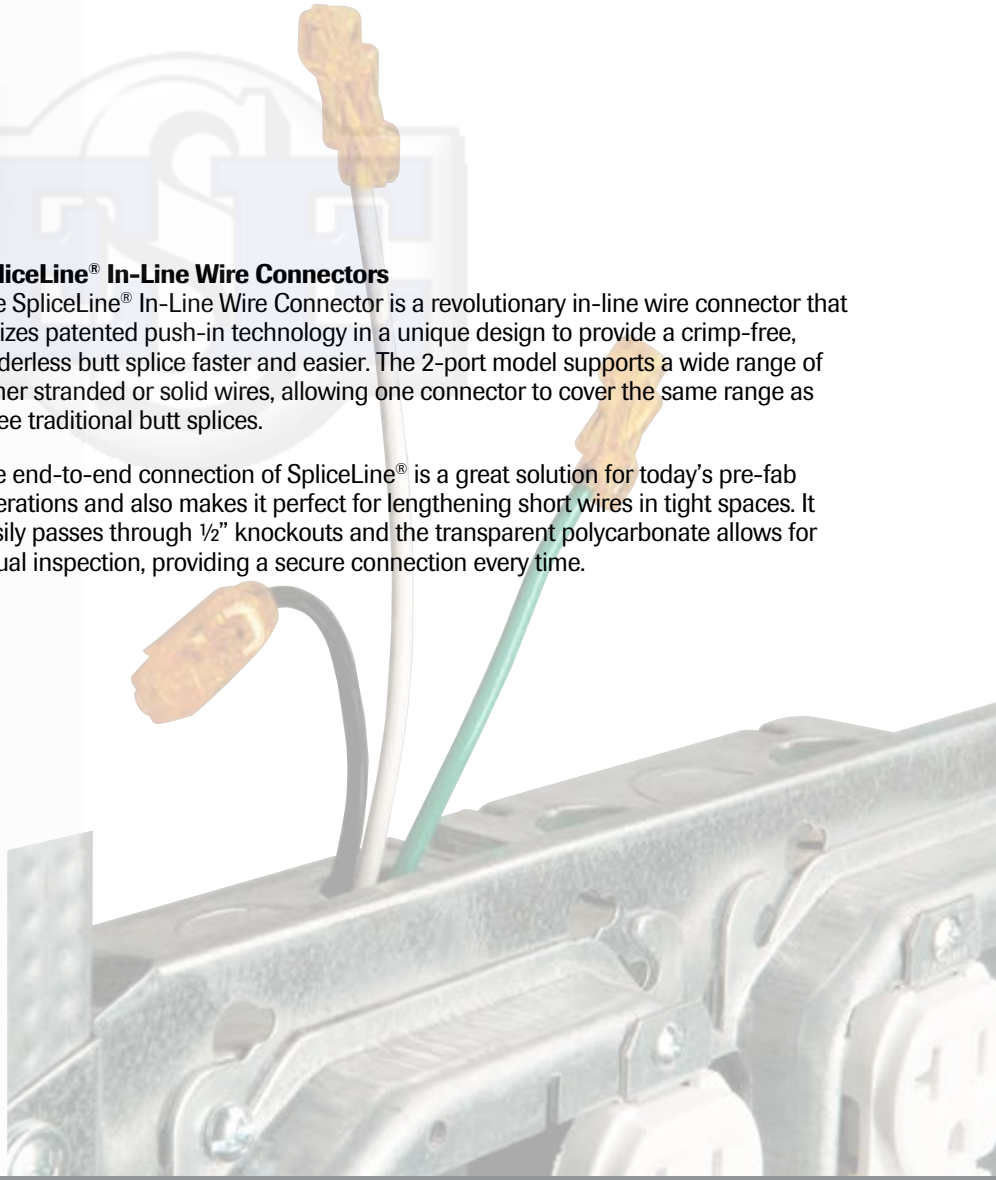

# SpliceLine® In-Line Wire Connectors

- Faster alternative to traditional butt splices
- Crimp-free, solderless push-in butt splice
- Slim design fits through 1/2 in. knockout
- Perfect for lengthening wire
- Transparent polycarbonate housing for visual inspection of connection

SpliceLine®



UL LISTED Wire Connector 774A  Cu/Cu Only  CSA

| Model | Color | Rating | Wire Range | Quantity | Part No. |
|---|---|---|---|---|---|
| **42** | Orange | 600V/20A 105°C | Solid: 12 – 20 AWG<br>Stranded: 12 – 16 AWG (≤19 str.)<br>Stranded Tin-Bonded: 14 – 18 AWG (≤19 str.) | Bag of 10 | **30-1342S** |
| | | | | Box of 100 | **30-1042** |
| | | | | Jar of 300 | **30-1042J** |
| | | | | Box of 2,500 | **30-1642** |

# In-Sure® Push-In Wire Connectors

- No-twist push-in design reduces repetitive motion fatigue
- Low insertion force for fast and easy connections
- Compact size makes installation easy
- Clear shell gives visual verification of connection
- Tough, UL 94V-2 flame-retardant shell rated at 105°C (221°F)



UL LISTED Wire Connector 774A  Cu/Cu Only  CSA

| Model | Color | Ports | Amp Rating | Wire Range | Quantity | Part No. |
|---|---|---|---|---|---|---|
| **32** | Red | 2 | 20 Amp | Solid: 20 – 12 AWG<br>Stranded: 12 – 16 AWG (≤19 str.) 18 AWG (7 Strand)<br>Stranded (Tin Bonded): 18 – 14 AWG (≤19 str.) | Box of 100 | **30-1032** |
| | | | | | Jar of 300 | **30-1032J** |
| | | | | | Box of 5,000 | **30-1632** |
| **33** | Orange | 3 | 20 Amp | | Box of 100 | **30-1033** |
| | | | | | Jar of 250 | **30-1033J** |
| | | | | | Box of 5,000 | **30-1633** |
| **34** | Yellow | 4 | 20 Amp | | Box of 100 | **30-1034** |
| | | | | | Jar of 200 | **30-1034J** |
| | | | | | Box of 5,000 | **30-1634** |
| **87** | Gray | 5 | 20 Amp | Solid: 20 – 12 AWG<br>Stranded: 16 – 14 AWG (≤19 str.) 18 AWG (7 Strand)<br>Stranded (Tin Bonded): 18 – 14 AWG (≤19 str.) | Jar of 150 | **30-087J** |
| | | | | | Box of 3,000 | **30-687** |
| **88** | Blue | 6 Stacked | 20 Amp | | Jar of 100 | **30-088J** |
| | | | | | Box of 2,500 | **30-688** |
| **90** | Black | 8 | 20 Amp | | Jar of 100 | **30-090J** |
| | | | | | Box of 2,000 | **30-690** |
| **39** | Blue | 3 | 30 Amp | Solid: 14 – 10 AWG<br>Stranded: 12 – 10 AWG (≤19 str.)<br>Stranded (Tin Bonded): 14 – 10 AWG (≤19 str.) | Box of 50 | **30-1039** |
| | | | | | Jar of 150 | **30-1039J** |

COPPER TO COPPER ONLY. Do not use on aluminum. Temperature rating: 105°C (221°F) maximum. 600V maximum building wire, 1000V maximum signs or lighting fixtures

# PowerPlug® Luminaire Disconnects

The IDEAL PowerPlug® Luminaire Disconnect fully meets the current National Electric Code and Canadian Electric Code for non-residential fluorescent luminaires. The PowerPlug® helps reduce electrical shock hazard during ballast replacement by safely disconnecting hot and neutral ballast wiring. Both halves of PowerPlug® meet UL and CSA finger-probe safety requirements. Advanced push-in technology provides fast, efficient ballast connections resulting in reduced installation time and improved labor savings. The PowerPlug® is available in 2-pole and 3-pole models with options for new installation or ballast retrofitting.




**Color-coded ends: ballast side (white) and line side (orange)**

# PowerPlug® Luminaire Disconnects

- Allows safe disconnect of hot and neutral ballast wiring
- Perfect for new, retrofit or OEM lighting installations
- Push-in technology results in quicker connections, saving time and increasing productivity
- Both halves are "touch-safe"per UL 2459
- Fits through 1/2 in. knockout







LISTED
Luminaire Disconnect
3HME

## Selection Chart

| Application | New Installations | Retrofits |
|---|---|---|
| For 1-ballast fixtures | 102 | 102, 182 |
| For 2-ballast, dimming and switching fixtures | 103 | 103, 183 |

| Model | Color | Electrical Rating | Line Side | Ballast Side | Quantity | Part No. |
|---|---|---|---|---|---|---|
| **102® 2-wire** | Orange | 6 Amps/600 Volts Max. | Solid: #12 - #18<br>Stranded: #12 – #14 (≤19 str.)<br>Stranded Tin-Bonded:<br>#12 – #14 (≤19 str.)<br>#16 (≤26 str.)<br>#18 (≤16 str.) | Solid: #12 - #18<br>Stranded: #12 – #14 (≤19 str.)<br>Stranded Tin-Bonded:<br>#12 – #14 (≤19 str.)<br>#16 (≤26 str.)<br>#18 (≤16 str.) | Card of 25 | **30-372** |
| | | | | | Jar of 75 | **30-382J** |
| | | | | | Jar of 150 | **30-352J** |
| | | | | | Box of 1,000 | **30-102** |
| **103 3-Wire** | Orange | 6 Amps/600 Volts Max. | Solid: #12 - #18<br>Stranded: #12 – #14 (≤19 str.)<br>Stranded Tin-Bonded:<br>#12 – #14 (≤19 str.)<br>#16 (≤26 str.)<br>#18 (≤16 str.) | Solid: #18<br>Stranded: None<br>Stranded Tin-Bonded:<br>#18 (≤16 str.) | Card of 20 | **30-383X** |
| | | | | | Jar of 100 | **30-353XJ** |
| | | | | | Box of 1,000 | **30-103X** |
| **182 2-Wire** | Orange | 3 Amps/600 Volts Max. | Solid: #18 | Solid: #18 | Box of 100 | **30-082** |
| | | | | | Box of 2,500 | **30-682** |
| **183 3-Wire** | Orange | 3 Amps/600 Volts Max. | Solid: #18 | Solid: #18 | Box of 100 | **30-083** |
| | | | | | Box of 2,500 | **30-683** |

1,000V maximum fixtures and signs.

# Basic Lighting Maintenance Kit

- Kit Contains:
  - Wire-Nut® Wire Connectors (25 Model 72B® Blue, 25 Model 73B® Orange)
  - In-Sure® Push-In Wire Connectors (25 Model 33, Orange)
  - SpliceLine® In-Line Wire Connectors (25 Model 42 Orange)
  - PowerPlug® Luminaire Disconnects (30 Model 102® 2-Port, 15 Model 103 3-Port, 50 Model 182 2-Port)



| Description | Part No. |
|---|---|
| Basic Lighting Maintenance Kit | **30-2255** |

# Lighting Installation Kit

- Kit Contains:
  - Wire-Nut® Wire Connectors (100 Model 72B® Blue)
  - In-Sure® Push-In Wire Connectors (50 Model 33 Orange)
  - PowerPlug® Luminaire Disconnects (30 Model 102® 2-Port, 50 Model 182 2-Port)
  - 1 Twist-a-Nut™ Screwdriver/Nutdriver (35-908)
  - 1 Reflex™ Super T®-Stripper Wire Stripper (45-615)



| Description | Part No. |
|---|---|
| Lighting Installation Kit | **30-2257** |



# Grounding Products

**We've got grounding covered!**
Grounding pigtails are designed for a wide variety of grounding applications. The ultra-flexible lead wire and bonding jumpers make fast and efficient pigtailing.

- Convenient for device grounding applications
- Safe, fast and efficient for cost-effective grounding jobs
- Ensures compliance with Article 250 of the National Electrical Code

**Stranded**

- Heavy-duty fork terminals attach easily to device grounding screw



**Solid**



**Combination**



**Screws**

- Thread-forming, hole-finding ground screw with combination Slotted, Phillips, Hex and #2 Robertson head. Sold individually or factory-assembled on to pigtails.



# Solid Wire Grounding Tails



| Description | Quantity | Part No. |
|---|---|---|
| 14 AWG solid, 8 in. tail w/loop & ground screw and stripped end | Box of 50 | **30-3390** |
| 12 AWG solid, 6.5 in. tail w/loop & ground screw and stripped end | Box of 50 | **30-3404** |
| 12 AWG solid, 6.5 in. tail w/loop & ground screw and stripped end | Bulk Pack of 1,000 | **30-3402** |
| 12 AWG solid, 8 in. tail w/loop & ground screw and stripped end | Box of 50 | **30-3392** |
| 12 AWG solid, 8 in. tail w/loop & ground screw and stripped end | Plastic Box of 100 | **30-3399** |

Bulk packs are bundled in quantities of 50.

| Description | Quantity | Part No. |
|---|---|---|
| 12 AWG solid, 8 in. tail w/loop & ground screw and stripped end | Bulk Pack of 1,000 | **30-3496** |
| 12 AWG solid, 10 in. tail w/loop & ground screw and stripped end | Bag of 50 | **30-3410** |
| 12 AWG solid, 10 in. tail w/loop & ground screw and stripped end | Bulk Pack of 500 | **30-3394** |
| 12 AWG solid, 12 in. tail w/loop & ground screw and stripped end | Box of 50 | **30-3498** |
| 12 AWG solid, 12 in. tail w/loop & ground screw and stripped end | Bulk Pack of 1,000 | **30-3396** |

# Stranded Wire Grounding Tails



| Description | Quantity | Part No. |
|---|---|---|
| 14 AWG stranded, 8 in. tail w/#10 fork & #10 ring and ground screw | Bag of 25 | **30-3183** |
| 12 AWG stranded, 8 in. tail w/#10 fork & #10 ring and ground screw | Bag of 25 | **30-3184** |
| 12 AWG stranded, 8 in. tail w/#10 fork & #10 ring and ground screw | Plastic box of 50 | **30-3385** |
| 12 AWG stranded, 8 in. tail w/#10 fork & #10 ring and ground screw | Bulk pack of 1,000 | **30-3284** |
| 12 AWG stranded, 8 in. tail w/#10 fork & #10 ring (no ground screw) | Bulk pack of 1,000 | **30-3285** |
| 12 AWG stranded, 8 in. tail w/#10 fork & stripped end | Bag of 25 | **30-3480** |

Bulk packs are bundled in quantities of 50.

| Description | Quantity | Part No. |
|---|---|---|
| 12 AWG stranded, 8 in. tail w/#10 fork & stripped end | Bulk pack of 1,000 | **30-3580** |
| 12 AWG stranded, 8 in. tail w/#10 ring & ground screw and stripped end | Bulk Pack of 1,000 | **30-3201** |
| 12 AWG stranded, 10 in. tail w/#10 fork & #10 ring and ground screw | Box of 50 | **30-3310** |
| 12 AWG stranded, 10 in. tail w/#10 fork & #10 ring and ground screw | Bulk pack of 500 | **30-3311** |
| 12 AWG stranded, 12 in. tail w/#10 fork & #10 ring and ground screw | Box of 50 | **30-3412** |
| 12 AWG stranded, 12 in. tail w/#10 fork & #10 ring and ground screw | Bulk pack of 1,000 | **30-3413** |

# Combo Grounding Tails



**30-3289**

| Description | Quantity | Part No. |
|---|---|---|
| 2-wire combo: 12 AWG solid tail, one stripped end, one end w/ground screw; joined to 12 AWG stranded tail at a ring terminal, w/fork terminal on second end | Box of 500 | **30-3286** |
| 2-wire combo: 12 AWG stranded w/#10 ring & ground screw, one stripped-end tail and one #10 fork tail | Bag of 25 | **30-3287** |

Bulk packs are bundled in quantities of 50.

| Description | Quantity | Part No. |
|---|---|---|
| 2-wire combo: 12 AWG stranded w/#10 ring and ground screw and two #10 fork tails | Bag of 25 | **30-3288** |
| 3-wire combo: 12 AWG stranded w/#10 ring & ground screw, one stripped-end tail and two #10 fork tails | Bag of 25 | **30-3289** |

# Grounding Screws



THREAD FORMING

- Zinc-plated grounding screws offer a thread-forming, hole-finding feature plus combination hex, Phillips, slotted and Robertson head

| Description | Quantity | Part No. |
|---|---|---|
| Thread-forming, hole-finding, combination hex, Phillips, slotted and Robertson head | Jar of 100 | **30-3594** |
| | Pack of 50 | **30-3194** |

# Non-Grounding Stranded Wire Pigtails



- 8 in. 12 AWG Stranded Pigtails – White or Black, #10 Fork and Stripped end

| Description | Quantity | Part No. |
|---|---|---|
| 12 AWG stranded, 8 in. tail w/#10 fork and stripped end, white | Bag of 25 | **30-3470** |
| 12 AWG stranded, 8 in. tail w/#10 fork and stripped end, black | Bag of 25 | **30-3471** |
| 12 AWG stranded, 8 in. tail w/#10 fork and stripped end, white | Bulk pack of 1,000 | **30-3570** |
| 12 AWG stranded, 8 in. tail w/#10 fork and stripped end, black | Bulk pack of 1,000 | **30-3571** |

Bulk packs are bundled in quantities of 50.



# Grounding Recap

**Solid (w/loop and Ground Screw)**

- **14 AWG**
  - 8 in.
- **12 AWG**
  - 6-1/2 in.
  - 8 in.
  - 10 in.
  - 12 in.

**Stranded**

- **14 AWG**
  - 8 in. w/#10 Fork and #10 Ring & Ground Screw
- **12 AWG**
  - 8 in. w/#10 Fork & Stripped End
  - 8 in. w/#10 Fork and #10 Ring
  - 8 in. w/ #10 Fork and #10 Ring & Ground Screw
  - 10 in. w/#10 Fork and #10 Ring & Ground Screw
  - 12 in. w/#10 Fork and #10 Ring & Ground Screw

**Combo (12 AWG only):**

- **2-Wire**
- **3-Wire**

# Steel Crimp Connectors



LISTED Wire Connector Cu/Cu Only

- Designed for making fast, permanent, pressure-type connections
- Long-zinc-plated steel sleeves maximize contact area with conductors
- UL Listed to 486C and CSA Certified to C22.2 #188; comply with Federal Specification W-S-610E
- Temperature rating: 105°C (221°F)

| Model | Wire Combination Range | Quantity | Part No. |
|---|---|---|---|
| 410 | 600V<br>18 – 10 AWG<br>Min. 1 #14 & 1 #18 –<br>Max. 2 #10 & 2 #14 | Bag of 100 | **30-410** |
| | | Carton of 1,000 | **30-510** |
| | | Keg of 10,000 | **30-610** |
| 411 | 600V<br>18 – 8 AWG<br>Min. 3 #12 – Max. 4 #10 | Box of 50 | **30-411** |
| | | Carton of 1,000 | **30-511** |
| 412 | 600V<br>18 – 4 AWG<br>Min. 1 #14 & 1 #16 – Max. 2 #8 & 1 #6 | Box of 50 | **30-412** |
| | | Carton of 1,000 | **30-512** |

**IDEAL hand crimp tools UL listed for Models 410, 411, 412: 30-428, 30-429, 30-430.**

# Wrap-Cap® Insulators



LISTED Wire Connector

- Provide high dielectric and physical protection for UL Listed, non-insulated pressure-type wire connectors
- Unique design completely covers splice – insulates both around and between wires and eliminates need for tape
- UL Listed to 486C and CSA Certified for 600V maximum building wiring (1,000V maximum for fixtures and signs); temperature rated at 75°C (167°F) maximum.

| Model | Description | Quantity | Part No. |
|---|---|---|---|
| 415 | Insulator for Model 410 Connectors. Can also be used on Buchanan 2006S & 2011S Copper Crimps | Box of 50 | **30-445** |
| | | Carton of 1,000 | **30-515** |
| 417 | Insulator for Model 411 & 412 Connectors. Can also be used on Buchanan 2011S Copper Crimps | Box of 25 | **30-447** |
| | | Carton of 1,000 | **30-517** |

# Copper Splice Cap Crimp Connectors



- Designed for making fast, permanent, pressure-type connections
- Solid copper sleeves require less crimping pressure and resist corrosion in harsh environments
- UL 486C Listed and CSA C22.2 #188 Certified; comply with Federal Specification W-S-61D

| Description | Wire Combination Range | Quantity | Part No. |
|---|---|---|---|
| Copper Crimp Connector | 600V*<br>18 to 10 AWG<br>Min. 2 #18, Max. 4 #12 | Bag of 100 | **2006S** |
| | | Bag of 1,000 | **2006SB** |
| | 600V*<br>14 to 4 AWG<br>Min. 2 #10, Max. 2 #6 | Bag of 50 | **2011S** |
| | | Bag of 500 | **2011SB** |

*1,000V maximum in fixtures and signs.

**IDEAL hand crimp tools UL Listed for models 2006S and 2011S: C24, 30-428, 30-429 and 30-430.**

LISTED Wire Connector Cu/Cu Only

# Splice Cap Insulators



- Convenient, safe and fast installation
- Snap-on nylon construction
- Rated at 105°C (221°F) – 600V (1,000V maximum in fixtures and signs)

| Description | Quantity | Part No. |
|---|---|---|
| For use on Connector Model 2006S | Box of 100 | **2007** |
| | Bag of 1,000 | **2007B** |
| For use on Connector Model 2011S | Box of 50 | **2014** |
| | Bag of 500 | **2014B** |

# SLK® Disconnect Fuse Kits

- Breakaway fuseholder for use in:
  - Roadway & street lighting
  - Parking lot & area lighting
- UL Listed for submersible installations
- Bright orange color for ease of visibility
- Large selection of configurations
- Set screw or crimp terminations available

SLK® DISCONNECT FUSE KIT



The IDEAL SLK® Disconnect Fuse Kit is a waterproof breakaway safety device that de-energizes roadway lights, streetlights, parking lot lights, and other freestanding electrical fixtures in the event of a knockdown, or when the fixtures need maintenance. This helps protect first responders, bystanders, and service personnel from potentially life-threatening electrical shock hazards.

The SLK® is the first Disconnect Fuse Kit listed to UL's ECIS category for special purpose connectors. This new category contains a set of rigorous tests from a host of UL standards, including UL 486D, the standard for submersibility. This means that the SLK® will stand up to the wet conditions often seen in and around pole bases, junction boxes, and hand holes.

In addition, the bright orange color of the SLK® makes the product easy to locate in dark junction boxes, in hand holes, or in a nighttime knockdown situation when the connector is often buried amongst dirt, mud, and debris.

- Accepts 13/32" x 1-1/2" midget-style fuse (Note: Fuse not included)
- Wire Range: 2-14 AWG (Cu & Al rated)
- Ratings: 30A, 600V, 105°C
- Maximum available short circuit current of 10,000

**Neutral configurations come with white fuseholder and dummy fuse**

**Paired (hot/neutral) configurations are keyed to prevent reverse polarities**



**Crimp or set screw terminations**



**High visibility orange material (UL94V-2 flame rated)**

**Ribbed boots provide superior grip**

**Fuse stays on de-energized load side when separated**

**Large, clear markings**



# SLK® Ordering Information

**To Determine which Kit to Use:**

1. Select the base part number, based on crimp termination (TABLE 1) or set screw termination (TABLE 3), number of wires on line/load side, and wire size.
2. If necessary, modify the base part number according to neutral, dual, paired, or tap (i.e., non-breakaway) configurations. Use TABLE 2 for crimp variations and TABLE 4 for set screw variations.
3. See right for examples.

**Examples:**

1. An in-line fused breakaway kit with crimp terminations, one 10 AWG wire on the line side and one 10 AWG wire on the load side is ordered as a 30-C1616.
2. An in-line non-fused (i.e., neutral) breakaway kit with set screw terminations, one 6 AWG wire on the line side and one 10 AWG wire on the load side is ordered as a 30-S1212N.
3. A Y-tap fused breakaway kit with crimp terminations, two 6 AWG wires on the line side and one 10 AWG wire on the load side is ordered as a 30-C2216.

## CRIMP

### Table 1: Crimp Base Part numbers

| | | | Load | | | | | | | | | | | | | |
|---|---|---|---|---|---|---|---|---|---|---|---|---|---|---|---|---|
| | | | 1 Wire | | | | | | | 2 Wire | | | | | | |
| | | | 2 AWG | 4 AWG | 6 AWG | 8 AWG | 10 AWG | 12 AWG | 14 AWG | 2 AWG | 4 AWG | 6 AWG | 8 AWG | 10 AWG | 12 AWG | 14 AWG |
| Line | 1 Wire | 2 AWG | 30-C1212 | 30-C1212 | 30-C1216 | 30-C1216 | 30-C1216 | 30-C1216 | 30-C1216 | | | 30-C1222 | 30-C1222 | 30-C1226 | 30-C1226 | 30-C1226 |
| | | 4 AWG | | 30-C1212 | 30-C1216 | 30-C1216 | 30-C1216 | 30-C1216 | 30-C1216 | | | 30-C1222 | 30-C1222 | 30-C1226 | 30-C1226 | 30-C1226 |
| | | 6 AWG | | | 30-C1616 | 30-C1616 | 30-C1616 | 30-C1616 | 30-C1616 | | | 30-C1622 | 30-C1622 | 30-C1626 | 30-C1626 | 30-C1626 |
| | | 8 AWG | | | | 30-C1616 | 30-C1616 | 30-C1616 | 30-C1616 | | | | 30-C1622 | 30-C1626 | 30-C1626 | 30-C1626 |
| | | 10 AWG | | | | | 30-C1616 | 30-C1616 | 30-C1616 | | | | | 30-C1626 | 30-C1626 | 30-C1626 |
| | | 12 AWG | | | | | | 30-C1616 | 30-C1616 | | | | | | 30-C1626 | 30-C1626 |
| | | 14 AWG | | | | | | | 30-C1616 | | | | | | | 30-C1626 |
| | 2 Wire | 2 AWG | 30-C2012 | 30-C2012 | 30-C2016 | 30-C2016 | 30-C2016 | 30-C2016 | 30-C2016 | | | 30-C2022 | 30-C2022 | 30-C2026 | 30-C2026 | 30-C2026 |
| | | 4 AWG | | 30-C2012 | 30-C2016 | 30-C2016 | 30-C2016 | 30-C2016 | 30-C2016 | | | 30-C2022 | 30-C2022 | 30-C2026 | 30-C2026 | 30-C2026 |
| | | 6 AWG | | | 30-C2216 | 30-C2216 | 30-C2216 | 30-C2216 | 30-C2216 | | | 30-C2222 | 30-C2222 | 30-C2226 | 30-C2226 | 30-C2226 |
| | | 8 AWG | | | | 30-C2216 | 30-C2216 | 30-C2216 | 30-C2216 | | | | 30-C2222 | 30-C2226 | 30-C2226 | 30-C2226 |
| | | 10 AWG | | | | | 30-C2616 | 30-C2616 | 30-C2616 | | | | | 30-C2626 | 30-C2626 | 30-C2626 |
| | | 12 AWG | | | | | | 30-C2616 | 30-C2616 | | | | | | 30-C2626 | 30-C2626 |
| | | 14 AWG | | | | | | | 30-C2616 | | | | | | | 30-C2626 |

One kit will cover large wire range

Note: Crimp connections on larger gauge wire (2 #8, 2 #6, 1 #8, 1 #6 or 1 #4) require IDEAL #88-843 Mechanical Indentor and Crimp Tool.

### Table 2: Crimp Variations

| Base Part Number (Hot) | Variation (If applicable) | | | |
|---|---|---|---|---|
| | Neutral | Dual | Paired | Non-Breakaway |
| 30-C1212 | 30-C1212N | 30-C1212D | 30-C1212P | |
| 30-C1216 | 30-C1216N | 30-C1216D | 30-C1216P | |
| 30-C1616 | 30-C1616N | 30-C1616D | 30-C1616P | |
| 30-C1222 | 30-C1222N | | | |
| 30-C1226 | 30-C1226N | | | |
| 30-C1622 | 30-C1622N | | | |
| 30-C1626 | 30-C1626N | | | |
| 30-C2012 | 30-C2012N | | | 30-C2012T |

| Base Part Number (Hot) | Variation (If applicable) | | | |
|---|---|---|---|---|
| | Neutral | Dual | Paired | Non-Breakaway |
| 30-C2016 | 30-C2016N | | | 30-C2016T |
| 30-C2216 | 30-C2216N | | | 30-C2216T |
| 30-C2616 | 30-C2616N | | | 30-C2616T |
| 30-C2022 | 30-C2022N | | | |
| 30-C2026 | 30-C2026N | | | |
| 30-C2222 | 30-C2222N | | | |
| 30-C2226 | 30-C2226N | | | |
| 30-C2626 | 30-C2626N | | | |

## SET SCREW

### Table 3: Set Screw Base Part numbers

| | | | Load | | | | | | | | | | | | | |
|---|---|---|---|---|---|---|---|---|---|---|---|---|---|---|---|---|
| | | | 1 Wire | | | | | | | 2 Wire | | | | | | |
| | | | 2 AWG | 4 AWG | 6 AWG | 8 AWG | 10 AWG | 12 AWG | 14 AWG | 2 AWG | 4 AWG | 6 AWG | 8 AWG | 10 AWG | 12 AWG | 14 AWG |
| Line | 1 Wire | 2 AWG | 30-S1212 | 30-S1212 | 30-S1212 | 30-S1212 | 30-S1212 | 30-S1212 | 30-S1212 | 30-S1222 | 30-S1222 | 30-S1222 | 30-S1222 | 30-S1222 | 30-S1222 | 30-S1222 |
| | | 4 AWG | | 30-S1212 | 30-S1212 | 30-S1212 | 30-S1212 | 30-S1212 | 30-S1212 | | 30-S1222 | 30-S1222 | 30-S1222 | 30-S1222 | 30-S1222 | 30-S1222 |
| | | 6 AWG | | | 30-S1212 | 30-S1212 | 30-S1212 | 30-S1212 | 30-S1212 | | | 30-S1222 | 30-S1222 | 30-S1222 | 30-S1222 | 30-S1222 |
| | | 8 AWG | | | | 30-S1212 | 30-S1212 | 30-S1212 | 30-S1212 | | | | 30-S1222 | 30-S1222 | 30-S1222 | 30-S1222 |
| | | 10 AWG | | | | | 30-S1212 | 30-S1212 | 30-S1212 | | | | | 30-S1222 | 30-S1222 | 30-S1222 |
| | | 12 AWG | | | | | | 30-S1212 | 30-S1212 | | | | | | 30-S1222 | 30-S1222 |
| | | 14 AWG | | | | | | | 30-S1212 | | | | | | | 30-S1222 |
| | 2 Wire | 2 AWG | 30-S2212 | 30-S2212 | 30-S2212 | 30-S2212 | 30-S2212 | 30-S2212 | 30-S2212 | 30-S2222 | 30-S2222 | 30-S2222 | 30-S2222 | 30-S2222 | 30-S2222 | 30-S2222 |
| | | 4 AWG | | 30-S2212 | 30-S2212 | 30-S2212 | 30-S2212 | 30-S2212 | 30-S2212 | | 30-S2222 | 30-S2222 | 30-S2222 | 30-S2222 | 30-S2222 | 30-S2222 |
| | | 6 AWG | | | 30-S2212 | 30-S2212 | 30-S2212 | 30-S2212 | 30-S2212 | | | 30-S2222 | 30-S2222 | 30-S2222 | 30-S2222 | 30-S2222 |
| | | 8 AWG | | | | 30-S2212 | 30-S2212 | 30-S2212 | 30-S2212 | | | | 30-S2222 | 30-S2222 | 30-S2222 | 30-S2222 |
| | | 10 AWG | | | | | 30-S2212 | 30-S2212 | 30-S2212 | | | | | 30-S2222 | 30-S2222 | 30-S2222 |
| | | 12 AWG | | | | | | 30-S2212 | 30-S2212 | | | | | | 30-S2222 | 30-S2222 |
| | | 14 AWG | | | | | | | 30-S2212 | | | | | | | 30-S2222 |

One kit will cover large wire range

### Table 4: Set Screw Variations

| Base Part Number | Variation (If applicable) | | | |
|---|---|---|---|---|
| | Neutral | Dual | Paired | Non-Breakaway |
| 30-S1212 | 30-S1212N | 30-S1212D | 30-S1212P | |
| 30-S1222 | 30-S1222N | | | |
| 30-S2212 | 30-S2212N | | | 30-S2212T |
| 30-S2222 | 30-S2222N | 30-S2222D | 30-S2222P | |

*Note: For combination 2 wire line (2-14 AWG Set Screw) and 1 wire load (6-14 AWG Crimp), use 30-B2216.*

## In-Line Fused



| Description | 1 Line Side | 1 Load Side | Part No. |
|---|---|---|---|
| In-Line Breakaway, set screw; fused (Hot) | 2-14 AWG | 2-14 AWG | **30-S1212** |
| In-Line Breakaway, crimp; fused (Hot) | 2-4 AWG | 2-4 AWG | **30-C1212** |
| In-Line Breakaway, crimp; fused (Hot) | 2-4 AWG | 6-14 AWG | **30-C1216** |
| In-Line Breakaway, crimp; fused (Hot) | 6-14 AWG | 6-14 AWG | **30-C1616** |

## Y-Tap Fused



| Description | 2 Line Side | 1 Load Side | Part No. |
|---|---|---|---|
| Y-Tap Breakaway, set screw; fused (Hot) | 2-14 AWG | 2-14 AWG | **30-S2212** |
| Y-Tap Breakaway, crimp; fused (Hot) | 2-4 AWG | 2-4 AWG | **30-C2012** |
| Y-Tap Breakaway, crimp; fused (Hot) | 2-4 AWG | 6-14 AWG | **30-C2016** |
| Y-Tap Breakaway, crimp; fused (Hot) | 6-8 AWG | 6-14 AWG | **30-C2216** |
| Y-Tap Breakaway, crimp; fused (Hot) | 10-14 AWG | 6-14 AWG | **30-C2616** |
| Combination Y-Tap Breakaway, fused (Hot) | 2-14 AWG set screw | 6-14 AWG crimp | **30-B2216** |

## Non-Breakaway Fused



| Description | 2 Line Side | 1 Load Side | Part No. |
|---|---|---|---|
| Y-Tap Non-Breakaway, set screw; fused (Hot) | 2-14 AWG | 2-14 AWG | **30-S2212T** |
| Y-Tap Non-Breakaway, crimp; fused (Hot) | 2-4 AWG | 2-4 AWG | **30-C2012T** |
| Y-Tap Non-Breakaway, crimp; fused (Hot) | 2-4 AWG | 6-14 AWG | **30-C2016T** |
| Y-Tap Non-Breakaway, crimp; fused (Hot) | 6-8 AWG | 6-14 AWG | **30-C2216T** |
| Y-Tap Non-Breakaway, crimp; fused (Hot) | 10-14 AWG | 6-14 AWG | **30-C2616T** |

## Single-Pole In-Line Paired



| Description | 1 Line Side | 1 Load Side | Part No. |
|---|---|---|---|
| Paired In-Line Breakaway, set screw; one fused (Hot); one non-fused (Neutral) | 2-14 AWG | 2-14 AWG | **30-S1212P** |
| Paired In-Line Breakaway, crimp; one fused (Hot); one non-fused (Neutral) | 6-14 AWG | 6-14 AWG | **30-C1212P** |
| Paired In-Line Breakaway, crimp; one fused (Hot); one non-fused (Neutral) | 2-4 AWG | 6-14 AWG | **30-C1216P** |
| Paired In-Line Breakaway, crimp; one fused (Hot); one non-fused (Neutral) | 2-4 AWG | 2-4 AWG | **30-C1616P** |

## In-Line Non-Fused



| Description | 1 Line Side | 1 Load Side | Part No. |
|---|---|---|---|
| In-Line Breakaway, set screw; non-fused (Neutral) | 2-14 AWG | 2-14 AWG | **30-S1212N** |
| In-Line Breakaway, crimp; non-fused (Neutral) | 2-4 AWG | 2-4 AWG | **30-C1212N** |
| In-Line Breakaway, crimp; non-fused (Neutral) | 2-4 AWG | 6-14 AWG | **30-C1216N** |
| In-Line Breakaway, crimp; non-fused (Neutral) | 6-14 AWG | 6-14 AWG | **30-C1616N** |

## Y-Tap Non-Fused



| Description | 2 Line Side | 1 Load Side | Part No. |
|---|---|---|---|
| Y-Tap Breakaway, set screw; non-fused (Neutral) | 2-14 AWG | 2-14 AWG | **30-S2212N** |
| Y-Tap Breakaway, crimp; non-fused (Neutral) | 2-4 AWG | 2-4 AWG | **30-C2012N** |
| Y-Tap Breakaway, crimp; non-fused (Neutral) | 2-4 AWG | 6-14 AWG | **30-C2016N** |
| Y-Tap Breakaway, crimp; non-fused (Neutral) | 6-8 AWG | 6-14 AWG | **30-C2216N** |
| Y-Tap Breakaway, crimp; non-fused (Neutral) | 10-14 AWG | 6-14 AWG | **30-C2616N** |

## Dual In-Line Fused



| Description | 1 Line Side | 1 Load Side | Part No. |
|---|---|---|---|
| Dual In-Line Breakaway, set screw; fused (both Hot) | 2-14 AWG | 2-14 AWG | **30-S1212D** |
| Dual In-Line Breakaway, crimp; fused (both Hot) | 2-4 AWG | 2-4 AWG | **30-C1212D** |
| Dual In-Line Breakaway, crimp; fused (both Hot) | 2-4 AWG | 6-14 AWG | **30-C1216D** |
| Dual In-Line Breakaway, crimp; fused (both Hot) | 6-14 AWG | 6-14 AWG | **30-C1616D** |

SLK® DISCONNECT FUSE KIT

*SLK accepts solid or stranded and copper or aluminum conductors.*

# One Wire Line/ 2 Wires Load Fused



| Description | 1 Line Side | 2 Load Side | Part No. |
|---|---|---|---|
| Y-Tap Breakaway, set screw; fused (Hot) | 2-14 AWG | 2-14 AWG | **30-S1222** |
| Y-Tap Breakaway, crimp; fused (Hot) | 2-4 AWG | 6-8 AWG | **30-C1222** |
| Y-Tap Breakaway, crimp; fused (Hot) | 2-4 AWG | 10-14 AWG | **30-C1226** |
| Y-Tap Breakaway, crimp; fused (Hot) | 6-14 AWG | 6-8 AWG | **30-C1622** |
| Y-Tap Breakaway; crimp; fused (Hot) | 6-14 AWG | 10-14 AWG | **30-C1626** |

# 2 Wires Line/2 Wires Load Fused



| Description | 2 Line Side | 2 Load Side | Part No. |
|---|---|---|---|
| 2-Pole Breakaway, set screw; fused (Hot) | 2-14 AWG | 2-14 AWG | **30-S2222** |
| 2-Pole Breakaway, crimp; fused (Hot) | 2-4 AWG | 6-8 AWG | **30-C2022** |
| 2-Pole Breakaway, crimp; fused (Hot) | 2-4 AWG | 10-14 AWG | **30-C2026** |
| 2-Pole Breakaway, crimp; fused (Hot) | 6-8 AWG | 6-8 AWG | **30-C2222** |
| 2-Pole Breakaway, crimp; fused (Hot) | 6-8 AWG | 10-14 AWG | **30-C2226** |
| 2-Pole Breakaway, crimp; fused (Hot) | 10-14 AWG | 10-14 AWG | **30-C2626** |

# 2-Pole Dual Fused



| Description | 2 Line Side | 2 Load Side | Part No. |
|---|---|---|---|
| Dual 2-Pole Breakaway, set screw; fused (both Hot) | 2-14 AWG | 2-14 AWG | **30-S2222D** |

# Y-Tap Dual Fused



| Description | 2 Line Side | 1 Load Side | Part No. |
|---|---|---|---|
| Dual, Y-Tap Breakaway, set screw; fused (both Hot) | 2-14 AWG | 2-14 AWG | **30-S2212D** |

*SLK accepts solid or stranded and copper or aluminum conductors.*

# One Wire Line/2 Wires Load Non-Fused



| Description | 1 Line Side | 2 Load Side | Part No. |
|---|---|---|---|
| Y-Tap Breakaway, set screw; non-fused (Neutral) | 2-14 AWG | 2-14 AWG | **30-S1222N** |
| Y-Tap Breakaway, crimp; non-fused (Neutral) | 2-4 AWG | 6-8 AWG | **30-C1222N** |
| Y-Tap Breakaway, crimp; non-fused (Neutral) | 2-4 AWG | 10-14 AWG | **30-C1226N** |
| Y-Tap Breakaway, crimp; non-fused (Neutral) | 6-14 AWG | 6-8 AWG | **30-C1622N** |
| Y-Tap Breakaway; crimp; non-fused (Neutral) | 6-14 AWG | 10-14 AWG | **30-C1626N** |

# 2 Wires Line/2 Wires Load Non-Fused



| Description | 2 Line Side | 2 Load Side | Part No. |
|---|---|---|---|
| 2-Pole Breakaway, set screw; non-fused (Neutral) | 2-14 AWG | 2-14 AWG | **30-S2222N** |
| 2-Pole Breakaway, crimp; non-fused (Neutral) | 2-4 AWG | 6-8 AWG | **30-C2022N** |
| 2-Pole Breakaway, crimp; non-fused (Neutral) | 2-4 AWG | 10-14 AWG | **30-C2026N** |
| 2-Pole Breakaway, crimp; non-fused (Neutral) | 6-8 AWG | 6-8 AWG | **30-C2222N** |
| 2-Pole Breakaway, crimp; non-fused (Neutral) | 6-8 AWG | 10-14 AWG | **30-C2226N** |
| 2-Pole Breakaway, crimp; non-fused (Neutral) | 10-14 AWG | 10-14 AWG | **30-C2626N** |

# 2-Pole Paired



| Description | 2 Line Side | 2 Load Side | Part No. |
|---|---|---|---|
| Paired 2-Pole Breakaway, set screw; one fused (Hot); one non-fused (Neutral) | 2-14 AWG | 2-14 AWG | **30-S2222P** |

# Fuseholders (No Boot Included)



| Description | 1 Line Side | 1 Load Side | Part No. |
|---|---|---|---|
| Fuseholder only, non-breakaway, set screw, fused | 2-14 AWG | 2-14 AWG | **30-HS2** |
| Fuseholder only, non-breakaway, crimp, fused | 2-4 AWG | 2-4 AWG | **30-HC2** |
| Fuseholder only, non-breakaway, crimp, fused | 6-14 AWG | 6-14 AWG | **30-HC6** |

# Breakaway Streetlight Connector & Splice Insulating Kits

- Safe and easy installation in five minutes or less
- No special equipment necessary – requires only a knife, wire stripper, and a hex tool or crimp tool
- Built-in break-away design eliminates de-energization of complete circuits
- Safely separates upon impact without breaking wires – eliminates potential danger and electrical shock
- Spring-loaded contacts compensate for thermal expansion to maintain integrity of connection (breakaway models)



## Application Guide

**(Examples of Several Configurations)**

**For Poles with Transformer Bases, Standard Bases and Junction Boxes**

| Underground Feed Phase to Phase | |
|---|---|
| **Configurations** | **Comments** |
| D65 dual-in-line for phases and two 84S kits for taps | Recommended configuration |
| Two 82S Y-Tap Kits for phases and taps | Cost effective |
| **Underground Feed Phase to Neutral** | |
| DP65PN dual-in-line for phase and neutral and two 84S kits for tap | Recommended configuration |
| One 82S Y-Tap Kit for phase and tap and one 83S Y-Tap Kit for neutral and tap | Cost effective |

**For Lights Mounted to Utility Poles, etc.**

| Overhead Feed | |
|---|---|
| **Configurations** | **Comments** |
| Two B-Tap® Insulation Piercing Connectors for phase and/or tap (for insulated conductors only) | Recommended configuration, see B-Tap® Insulation Piercing Connectors on page A-37. |

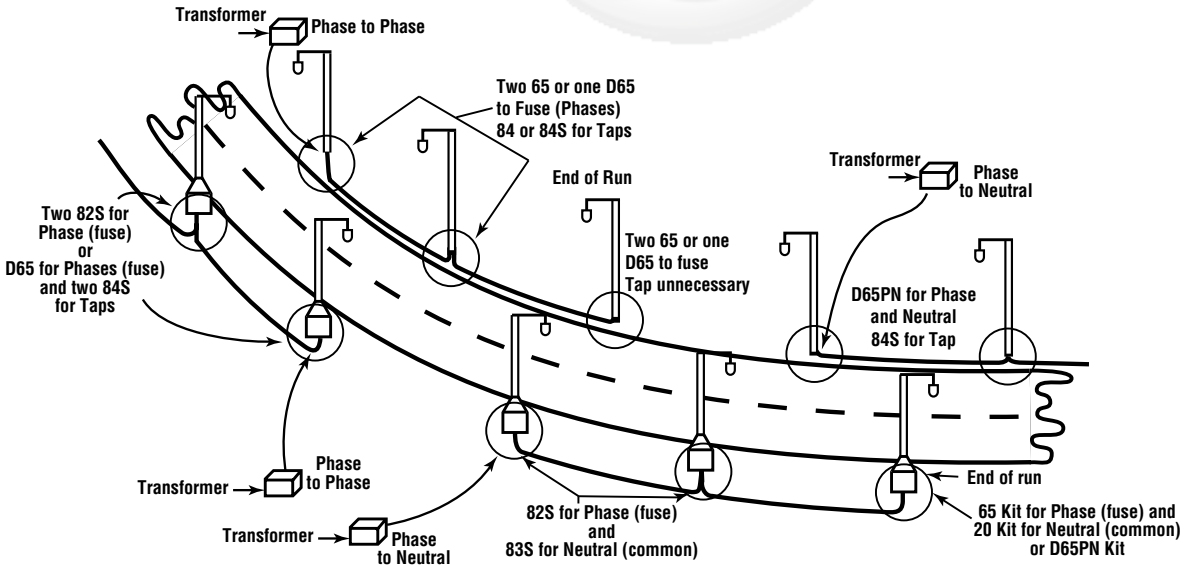


Note: Fused kits require a 13/32" x 1-1/2" fuse. **DO NOT USE GLASS OR INDICATING TYPES.** Waterproof or direct burial wire is recommended. **THHN is NOT recommended.**

# In-Line Fused (Hot)




| Description | 1 Line Side | 1 Load Side | Part No. |
|---|---|---|---|
| In-Line Breakaway, crimp, fused | 12-6 AWG Cu | 12-6 AWG Cu | **65U** |
| In-Line Breakaway, crimp, fused | 4-2 AWG Cu | 12-6 AWG Cu | **65LC-U** |
| In-Line Breakaway, crimp, fused | 4-2 AWG Cu | 4-2 AWG Cu | **65-LC** |

# In-Line Non-Fused (Neutral)




| Description | 1 Line Side | 1 Load Side | Part No. |
|---|---|---|---|
| In-Line Breakaway, crimp, non-fused | 12-6 AWG Cu | 12-6 AWG Cu | **20U** |
| In-Line Breakaway, crimp, non-fused | 4-2 AWG Cu | 12-6 AWG Cu | **20-LC-U** |
| In-Line Breakaway, crimp, non-fused | 4-2 AWG Cu | 4-2 AWG Cu | **20-LC** |

# Dual In-Line Fused (Both Hot)




| Description | 1 Line Side | 1 Load Side | Part No. |
|---|---|---|---|
| Dual In-Line Breakaway, crimp, fused | 12-6 AWG Cu | 12-6 AWG Cu | **D65U** |
| Dual In-Line Breakaway, crimp, fused | 4-2 AWG Cu | 12-6 AWG Cu | **D65-LC-U** |
| Dual In-Line Breakaway, crimp, fused | 4-2 AWG Cu | 4-2 AWG Cu | **D65-LC** |

# Paired In-line Non-Fused (One Hot, One Neutral)




| Description | 1 Line Side | 1 Load Side | Part No. |
|---|---|---|---|
| Paired In-Line Breakaway, crimp, non-fused | 12-6 AWG Cu | 12-6 AWG Cu | **D65PN-U** |
| Paired In-Line Breakaway, crimp, non-fused | 4-2 AWG Cu | 12-6 AWG Cu | **D65PN-LC-U** |
| Paired In-Line Breakaway, crimp, non-fused | 4-2 AWG Cu | 4-2 AWG Cu | **D65PN-LC** |

Stated wire range for crimping stranded conductors. For crimping solid wire: 14-4 AWG, use codes. U, 2 AWG use code LC.
Note: Fused Kits require a 13/32" x 1-1/2" fuse. **DO NOT USE GLASS OR INDICATING TYPES.** Waterproof or direct burial wire is recommended. **THHN is NOT recommended.**
Insulation O.D. range is .120"-.430".

LR32565

# Y-Tap Fused (Hot)




| Description | 2 Line Side Set Screw | 1 Load Side Crimp | Part No. |
|---|---|---|---|
| Y-Tap Breakaway, fused | 10-2 AWG Cu/Al | 12-6 AWG Cu | **82S-ADB1-C** |
| Y-Tap Breakaway, fused | 10-2 AWG Cu/Al | 4-2 AWG Cu | **82S-ADB1-LC** |
| Y-Tap Breakaway, fused | 10-2 AWG Cu/Al | 12-6 AWG Cu | **82S-EAFB1-C** |
| Y-Tap Breakaway, fused | 10-2 AWG Cu/Al | 4-2 AWG Cu | **82S-EAFB1-LC** |

# Y-Tap Non-Fused (Neutral)




| Description | 2 Line Side Set Screw | 1 Load Side Crimp | Part No. |
|---|---|---|---|
| Y-Tap Breakaway, non-fused | 10-2 AWG Cu/Al | 12-6 AWG Cu | **83S-ADB1-C** |
| Y-Tap Breakaway, non-fused | 10-2 AWG Cu/Al | 4-2 AWG Cu | **83S-ADB1-LC** |
| Y-Tap Breakaway, non-fused | 10-2 AWG Cu/Al | 12-6 AWG Cu | **83S-EAFB1-C** |
| Y-Tap Breakaway, non-fused | 10-2 AWG Cu/Al | 4-2 AWG Cu | **83S-EAFB1-LC** |

# Y-Splice Kits (Non-Breakaway/No Fuse)




| Description | 2 Line Side Set Screw | 1 Load Side Set Screw | Part No. |
|---|---|---|---|
| Y-Splice Set Screw Tap & Run | 10-2 AWG Cu/Al | 10-2 AWG Cu/Al | **84S-ADB1** |
| Y-Splice Set Screw Tap & Run | 10-2 AWG Cu/Al | 10-2 AWG Cu/Al | **84S-EAFB1** |

For Insulation O.D. range .120"-.430" use ADB1. For Insulation O.D. range .420"-.785" use EAFB1

**Example:**
A Y-Tap Kit with set screws for a 2 AWG phase line side conductor with a diameter of .472" and a 10 AWG copper load side conductor is ordered as an 82S-EAFB1-C

Stated wire range for crimping stranded conductors. For crimping solid wire: 14-4 AWG, use codes. U, 2 AWG use code LC.
Note: Fused Kits require a 13/32" x 1-1/2" fuse. **DO NOT USE GLASS OR INDICATING TYPES.** Waterproof or direct burial wire is recommended. **THHN is NOT recommended.**

LR32565

# Electrical Crimp Terminals

The complete line of IDEAL crimp terminals, disconnects and splices offer the right product for any electrical system that might be encountered. From rings and spades to insulated disconnects, there's a product for any wire range. All insulated terminals are color-coded for easy identification and come in durable plastic packaging for easy storage.

- Butted seam-construction prevents splitting under maximum pressure
- Internal barrel serrations grip wires tightly to resist pull-out and reduce electrical resistance
- Tin-plated brass construction for corrosion resistance
- Shouldered barrel insulation quickly positions terminal for proper crimping
- Expanded insulation entry accommodates a wide variety of insulation diameters and provides additional insulation support

**Rings & Forks**



**Disconnects**



**Splices**






**Durable plastic package for easy storage.**

# Ring Terminals



## Vinyl Insulated

| Wire Range | Stud Size in. | Max. Wire Ins. Dia. | Qty. | Part No. | Qty. | Part No. |
|---|---|---|---|---|---|---|
| 22 – 18 AWG (0,5 – 1,0mm²) | 6 (3,7mm) | 0.157 (4,0mm) | 25 | **83-2121** | — | — |
| | 8 (4,3mm) | | 25 | **83-2131** | — | — |
| | 10 (5,3mm) | | 25 | **83-2141** | — | — |
| | 1/4 (6,4mm) | | 25 | **83-2151** | — | — |
| 16 – 14 AWG (1,5 – 2,5mm²) | 6 (3,7mm) | 0.177 (4,5mm) | 25 | **83-2221** | — | — |
| | 8 (4,3mm) | | 25 | **83-2231** | — | — |
| | 10 (5,3mm) | | 25 | **83-2241** | 1,000 | **84-2241** |
| | 1/4 (6,4mm) | | 25 | **83-2251** | — | — |
| 12 – 10 AWG (4,0 – 6,0mm²) | 8 (4,3mm) | 0.248 (6,3mm) | 25 | **83-2331** | — | — |
| | 10 (5,3mm) | | 25 | **83-2341** | 1,000 | **84-2341** |
| | 1/4 (6,4mm) | | 25 | **83-2351** | — | — |
| | 5/16 (8,4mm) | | 25 | **83-2361** | — | — |
| | 3/8 (10,5mm) | | 25 | **83-2371** | — | — |

75° C/600 Volts max.

UL LISTED Wire Connector 774A Cu only c UL



## Non-Insulated

| Wire Range | Stud Size | Qty. | Part No. | Qty. | Part No. |
|---|---|---|---|---|---|
| 22 – 18 AWG (0,5 – 1,0mm²) | 8 (4,3mm) | 25 | **83-0131** | — | — |
| | 10 (5,3mm) | 25 | **83-0141** | — | — |
| 16 – 14 AWG (1,5 – 2,5mm²) | 6 (3,7mm) | 25 | **83-0221** | — | — |
| | 8 (4,3mm) | 25 | **83-0231** | — | — |
| | 10 (5,3mm) | 25 | **83-0241** | 1,000 | **84-0241** |
| 12 – 10 AWG (4,0 – 6,0mm²) | 8 (4,3mm) | 25 | **83-0331** | — | — |
| | 10 (5,3mm) | 25 | **83-0341** | 1,000 | **84-0341** |
| | 1/4 (6,4mm) | 25 | **83-0351** | — | — |
| 8 AWG (8,0mm²) | 10 (5,3mm) | 25 | **83-0421** | 500 | **84-0421** |
| | 1/4 (6,4mm) | 25 | **83-0431** | — | — |
| | 5/16 (8,4mm) | 25 | **83-0441** | — | — |
| | 3/8 (10,5mm) | 25 | **83-0451** | — | — |
| 6 AWG (14,0mm²) | 10 (5,3mm) | 20 | **83-0511** | — | — |
| | 1/4 (6,4mm) | 20 | **83-0521** | — | — |
| | 5/16 (8,4mm) | 20 | **83-0531** | — | — |
| | 3/8 (10,5mm) | 20 | **83-0541** | — | — |
| 4 AWG (22,0mm²) | 1/4 (6,4mm) | 20 | **83-0611** | — | — |
| | 5/16 (8,4mm) | 20 | **83-0621** | — | — |
| | 3/8 (10,5mm) | 20 | **83-0631** | — | — |

105°C/600 Volts max.

UL LISTED Wire Connector 774A Cu only c UL

# Spade Terminals



## Vinyl Insulated

| Wire Range | Stud Size | Max. Wire Ins. Dia. | Qty. | Part No. | Qty. | Part No. |
|---|---|---|---|---|---|---|
| 22 – 18 AWG (0,5 – 1,0mm²) | 6 (3,7mm) | 0.157 (4,0mm) | 25 | **83-7111** | 1,000 | **84-7111** |
| | 8 (4,3mm) | | 25 | **83-7121** | — | — |
| | 10 (5,3mm) | | 25 | **83-7131** | — | — |
| 16 – 14 AWG (1,5 – 2,5mm²) | 6 (3,7mm) | 0.177 (4,5mm) | 25 | **83-7151** | — | — |
| | 8 (4,3mm) | | 25 | **83-7161** | 1,000 | **84-7161** |
| | 10 (5,3mm) | | 25 | **83-7171** | 1,000 | **84-7171** |
| 12 – 10 AWG (4,0 – 6,0mm²) | 6 (3,7mm) | 0.248 (6,3mm) | 25 | **83-7201** | — | — |
| | 8 (4,3mm) | | 25 | **83-7211** | — | — |
| | 10 (5,3mm) | | 25 | **83-7221** | 500 | **84-7221** |
| | 1/4 (6,4mm) | | 25 | **83-7231** | — | — |

75° C/600 Volts max.

UL LISTED Wire Connector 774A Cu only c UL



## Vinyl Insulated Snap

| Wire Range AWG | Stud Size In. | Max. Wire Ins. Dia. In. | Qty. | Part No. |
|---|---|---|---|---|
| 22 – 18 AWG (0,5 – 1,0mm²) | 6 (3,7mm) | 0.134 (4,0mm) | 25 | **83-7011** |
| | 8 (4,3mm) | | 25 | **83-7021** |
| | 10 (5,3mm) | | 25 | **83-7031** |
| 16 – 14 AWG (1,5 – 2,5mm²) | 6 (3,7mm) | 0.161 (4,5mm) | 25 | **83-7051** |
| | 8 (4,3mm) | | 25 | **83-7061** |
| | 10 (5,3mm) | | 25 | **83-7071** |
| 12 – 10 AWG (4,0 – 6,0mm²) | 8 (4,3mm) | 0.248 (6,0mm) | 25 | **83-7081** |
| | 10 (5,3mm) | | 25 | **83-7091** |
| | 1/4 (6,4mm) | | 25 | **83-7101** |

75° C/600 Volts max.

UL LISTED Wire Connector 774A Cu only c UL



## Non-Insulated

| Wire Range | Stud Size | Max. Wire Ins. Dia. | Qty. | Part No. | Qty. | Part No. |
|---|---|---|---|---|---|---|
| 22 – 18 AWG (0,5 – 1,0mm²) | 6 (3,7mm) | 0.157 (4,0mm) | 25 | **83-6111** | — | — |
| | 8 (4,3mm) | | 25 | **83-6121** | — | — |
| | 10 (5,3mm) | | 25 | **83-6131** | — | — |
| 16 – 14 AWG (1,5 – 2,5mm²) | 8 (4,3mm) | 0.177 (4,5mm) | 25 | **83-6161** | — | — |
| | 10 (5,3mm) | | 25 | **83-6171** | 1,000 | **84-6171** |
| 12 – 10 AWG (4,0 – 6,0mm²) | 8 (4,3mm) | 0.248 (6,3mm) | 25 | **83-6211** | — | — |
| | 10 (5,3mm) | | 25 | **83-6221** | — | — |
| | 1/4 (6,4mm) | | 25 | **83-6231** | — | — |

105° C/600 Volts max.

UL LISTED Wire Connector 774A Cu only c UL

# Disconnects



## Vinyl Insulated Female

| Wire Range | Tab Size | Max. Wire Ins. Dia. | Qty. | Part No. | Qty. | Part No. |
|---|---|---|---|---|---|---|
| 22 – 18 AWG (0,5 – 1,0mm²) | .110 x .020 (2,8mm x 0,5mm) | 0.150 (3,8mm) | 25 | **83-9511** | — | — |
| | .187 x .020 (4,75mm x 0,5mm) | | 25 | **83-9541** | — | — |
| | .250 x .032 (6,35mm x 0.8mm) | | 25 | **83-9571** | — | — |
| 16 – 14 AWG (1,5 – 2,5mm²) | .110 x .020 (2,8mm x 0,5mm) | 0.185 (4,7mm) | 25 | **83-9521** | — | — |
| | .187 x .020 (4,75mm x 0,5mm) | | 25 | **83-9551** | — | — |
| | .250 x .032 (6,35mm x 0.8mm) | | 25 | **83-9581** | 500 | **84-9581** |
| 14 – 12 AWG (2,5mm – 4,0mm²) | .250 x .032 (6,35mm x 0.8mm) | 0.244 (6,2mm) | 25 | **83-9591** | — | — |
| 12 – 10 AWG (4,0 – 6,0mm²) | .250 x .032 (6,35mm x 0.8mm) | 0.244 (6,2mm) | 25 | **83-9601** | 500 | **84-9601** |

75° C/600 Volts max.

Wire Connector 774A LISTED Cu only c UL



## Vinyl Insulated Male

| Wire Range | Tab Size | Max. Wire Ins. Dia. | Qty. | Part No. |
|---|---|---|---|---|
| 22 – 18 AWG (0,5 – 1,0mm²) | .250 x .032 (6,35mm x 0,8mm) | 0.150 (3,8mm) | 25 | **83-9971** |
| 16 – 14 AWG (1,5 – 2,5mm²) | .250 x .032 (6,35mm x 0,8mm) | 0.185 (4,7mm) | 25 | **83-9981** |
| 12 – 10 AWG (4,0 – 6,0mm²) | .250 x .032 (6,35mm x 0,8mm) | 0.244 (6,2mm) | 25 | **83-9991** |

75° C/300 Volts max.

Wire Connector 774A LISTED Cu only c UL



## Non-Insulated Female

| Wire Range | Tab Size | Qty. | Part No. |
|---|---|---|---|
| 22 – 18 AWG (0,5 – 1,0mm²) | .110 x .020 (2,8mm x 0,5mm) | 25 | **83-9411** |
| 16 – 14 AWG (1,5 – 2,5mm²) | .110 x .020 (2,8mm x 0,5mm) | 25 | **83-9421** |
| 22 – 18 AWG (0,5 – 1,0mm²) | .187 x .020 (4,75mm x 0,5mm) | 25 | **83-9441** |
| 16 – 14 AWG (1,5 – 2,5mm²) | .187 x .020 (4,75mm x 0,5mm) | 25 | **83-9451** |
| 22 – 18 AWG (0,5 – 1,0mm²) | .250 x .032 (6,35mm x 0,8mm) | 25 | **83-9471** |
| 16 – 14 AWG (1,5 – 2,5mm²) | .250 x .032 (6,35mm x 0,8mm) | 25 | **83-9481** |
| 12 – 10 AWG (4,0 – 6,0mm²) | .250 x .032 (6,35mm x 0,8mm) | 25 | **83-9501** |

105° C/300 Volts max. Not UL Listed.



## Nylon Fully-Insulated Female

| Wire Range | Tab Size | Max. Wire Ins. Dia. | Qty. | Part No. | Qty. | Part No. |
|---|---|---|---|---|---|---|
| 22 – 18 AWG (0,5 – 1,0mm²) | .250 x .032 (6,35mm x 0,8mm) | 0.150 (3,8mm) | 25 | **83-9771** | 1,000 | **84-9771** |
| 16 – 14 AWG (1,5 – 2,5mm²) | .250 x .032 (6,35mm x 0,8mm) | 0.185 (4,7mm) | 25 | **83-9781** | 1,000 | **84-9781** |
| 12 – 10 AWG (4,0 – 6,0mm²) | .250 x .032 (6,35mm x 0,8mm) | 0.244 (6,2mm) | 25 | **83-9791** | 500 | **84-9791** |

105° C/300 Volts max.

Wire Connector 774A LISTED Cu only c UL



## Nylon Fully-Insulated Male

| Wire Range | Tab Size | Max. Wire Ins. Dia. | Qty. | Part No. | Qty. | Part No. |
|---|---|---|---|---|---|---|
| 22 – 18 AWG (0,5 – 1,0mm²) | .250 x .032 (6,35mm x 0,8mm) | 0.150 (3,8mm) | 25 | **83-9911** | 500 | **84-9911** |
| 16 – 14 AWG (1,5 – 2,5mm²) | .250 x .032 (6,35mm x 0,8mm) | 0.185 (4,7mm) | 25 | **83-9921** | 500 | **84-9921** |
| 12 – 10 AWG (4,0 – 6,0mm²) | .250 x .032 (6,35mm x 0,8mm) | 0.244 (6,2mm) | 25 | **83-9931** | 500 | **84-9931** |

105° C/300 Volts max.

Wire Connector 774A LISTED Cu only c UL



## Vinyl Insulated Bullet

| Wire Range | Max. Wire Ins. Dia. | Qty. | Part No. |
|---|---|---|---|
| 22 – 18 AWG (0,5mm – 1,0mm²) | 0.150 (3,8mm) | 25 | **83-8001** |
| 16 – 14 AWG (1,5 – 2,5mm²) | 0.185 (4,7mm) | 25 | **83-8011** |

75° C/300 Volts max.

Wire Connector 774A LISTED Cu only c UL



## Vinyl Fully-Insulated Receptacles

| Wire Range | Max. Wire Ins. Dia. | Qty. | Part No. |
|---|---|---|---|
| 22 – 18 AWG (0,5mm – 1,0mm²) | 0.150 (3,8mm) | 25 | **83-8101** |
| 16 – 14 AWG (1,5 – 2,5mm²) | 0.185 (4,7mm) | 25 | **83-8111** |

75° C/300 Volts max.

Wire Connector 774A LISTED Cu only c UL

## Disconnects



### Vinyl Insulated Multi-Stack

| Wire Range | Tab Size | Max. Wire Ins. Dia. | Qty. | Part No. |
|---|---|---|---|---|
| 22 – 18 AWG (5,0 – 1,0mm²) | .250 x .032 (6,35mm x 0,8mm) | 0.15 (3,8mm) | 25 | **83-9611** |
| 16 – 14 AWG (1,5 – 2,5mm²) | .250 x .032 (6,35mm x 0,8mm) | 0.185 (4,7mm) | 25 | **83-9621** |
| 12 – 10 AWG (4,0 – 6,0mm²) | .250 x .032 (6,35mm x 0,8mm) | 0.244 (6,2mm) | 25 | **83-9631** |

75° C/300 Volts max.

UL Wire Connector 774A LISTED Cu only c UL



### Non-Insulated Flag Female

| Wire Range | Tab Size | Qty. | Part No. | Qty. | Part No. |
|---|---|---|---|---|---|
| 16 – 14 AWG (1,5 –2,5mm²) | 0.250 x .032 (6,35mm x 0,8mm) | 25 | **83-9401** | 500 | **84-9401** |

105° C/300 Volts max. Not UL Listed.

UL Wire Connector 774A LISTED Cu only c UL



### Adapter - Male to Female (2-1)*

| Tab Size | Qty. | Part No. |
|---|---|---|
| 0.250 x .032 (6,35mm x 0,8mm) | 25 | **83-9801** |

105° C/300 Volts max. Not UL Listed.

UL Wire Connector 774A LISTED Cu only c UL

## Splices



### Vinyl Insulated Butt

| Wire Range | Max. Wire Ins. Dia. | Qty. | Part No. | Qty. | Part No. |
|---|---|---|---|---|---|
| 22 – 18 AWG (0,5 – 1,0mm²) | 0.157 (4,0mm) | 25 | **83-9281** | 1,000 | **84-9281** |
| 16 – 14 AWG (1,5 – 2,5mm²) | 0.177 (4,5mm) | 25 | **83-9291** | 1,000 | **84-9291** |
| 12 – 10 AWG (4,0 – 6,0mm²) | 0.248 (6,3mm) | 25 | **83-9301** | 500 | **84-9301** |

75° C/600 Volts max.

UL Wire Connector 774A LISTED Cu only c UL



### Tap

| Wire Range | Color | Qty. | Part No. | Qty. | Part No. |
|---|---|---|---|---|---|
| 22 – 18 AWG (0,5 – 1,0mm²) | Red | 25 | **83-3261** | 250 | **84-3261** |
| 16 – 14 AWG (1,5 – 2,5mm²) | Blue | 25 | **83-3271** | — | — |
| 12 – 10 AWG (4,0 – 6,0mm²) | Yellow | 25 | **83-3281** | — | — |

75° C/600 Volts max.

UL Wire Connector 774A LISTED Cu only c UL



### Vinyl Insulated Parallel

| Wire Range | Max. Wire Ins. Dia. | Quantity | Part No. |
|---|---|---|---|
| 22 – 18 AWG (0,5 – 1,0mm²) | 0.157 (4,0mm) | 1,000 | **83-9351** |
| 16 – 14 AWG (1,5 – 2,5mm²) | 0.177 (4,5mm) | 1,000 | **83-9361** |
| 12 – 10 AWG (4,0 – 6,0mm²) | 0.248 (6,3mm) | 500 | **83-9371** |

75° C/600 Volts max.

UL Wire Connector 774A LISTED Cu only c UL



### Non-Insulated Butt

| Wire Range | Qty. | Part No. | Qty. | Part No. |
|---|---|---|---|---|
| 22 – 18 AWG (0,5 – 1,0mm²) | 25 | **83-9001** | — | — |
| 16 – 14 AWG (1,5 – 2,5mm²) | 25 | **83-9011** | 1,000 | **84-9011** |
| 12 – 10 AWG (4,0 – 6,0mm²) | 25 | **83-9021** | 500 | **84-9021** |
| 8 AWG (8,0mm²) | 25 | **83-9031** | 250 | **84-9031** |
| 6 AWG (14,0mm²) | 20 | **83-9041** | — | — |
| 4 AWG (22,0mm²) | 20 | **83-9051** | — | — |

105° C/600 Volts max. Not UL Listed.



UL Wire Connector 774A LISTED Cu only c UL

### Non-Insulated Parallel

| Wire Range | Qty. | Part No. | Qty. | Part No. |
|---|---|---|---|---|
| 22 – 18 AWG (0,5 – 1,0mm²) | 25 | **83-9071** | — | — |
| 16 – 14 AWG (1,5 – 2,5mm²) | 25 | **83-9081** | 1,000 | **84-9081** |
| 12 – 10 AWG (4,0 – 6,0mm²) | 25 | **83-9091** | 1,000 | **84-9091** |

105° C/600 Volts max. Not UL Listed.

# Pre-Insulated Crimp Connectors



LISTED Wire Connector Cu/Cu Only

- Compact design fits easily into tight locations
- Flared skirt protects against turned-back strands
- Beveled opening eases wire entry
- Tough UL 94V-2 flame-retardant shell rated at 105°C (221°F)

| Model | Wire Combination Range | Quantity | Part No. |
|---|---|---|---|
| 48 | 600V* Min. 2 #22 Max. 1 #14 w/2 #18 | Carton of 1,000 | **30-245** |
| | | Keg of 10,000 | **30-645** |
| 49 | 600V* Min. 1 #22 w/1 #18 Max. 1 #12 w/1 #16 | Carton of 1,000 | **30-249** |
| | | Keg of 10,000 | **30-649** |
| NC-8 | 600V* Min. 4 #16 Max. 1 #12 w/4 #14 | Carton of 1,000 | **30-148** |
| | | Keg of 5,000 | **30-648** |
| NC-2212** | 600V* Min. 2 #22 Max. 5 #18 | Carton of 1,000 | **30-146** |
| | | Key of 10,000 | **30-646** |

*1,000V maximum in fixtures and signs. Note: Connectors are transparent.
**Stranded wires only.

# Set Screw Wire Connectors



- Eliminates need for re-stripping wire each time connection is disturbed
- Solid brass sleeves
- Set-screw easily and securely applies maximum compression to conductors to ensure a vibration-resistant splice
- Permits fast visual inspection of splice
- Tough, flame-retardant shell rated at 150°C (302°F)
- UL Listed to 486C and CSA Certified to C22.2 #188; comply with Federal Specification W-S-610E

LISTED Wire Connector Cu/Cu Only

| Model | Wire Combination Range | Quantity* | Part No. |
|---|---|---|---|
| 10 | 300V 22 thru 10 AWG Min. 1 #20 w/1 #22 – Max. 2 #14 w/1 #16 | Box of 100 | **30-210** |
| | | Carton of 1,000 | **30-310** |
| 11 | 600V 22 thru 10 AWG Min. 1 #14 w/1 #20 – Max. 3 #14 w/2 #18 | Box of 100 | **30-211*** |
| | | Carton of 1,000 | **30-311*** |
| 22 | 600V 20 thru 10 AWG Min. 1 #16 w/3 #18 – Max. 2 #10 w/1 #12 | Box of 100 | **30-222*** |
| | | Carton of 1,000 | **30-322*** |

*Package includes (1) K-2422 Set Screw Holder.

# Set Screw Holder



- Convenient tool for holding and tightening set-screw connectors
- Accepts IDEAL Models 11 and 22 set-screw connectors

| Description | Part No. |
|---|---|
| For Connector Models 11 & 22 | **K-2422** |

# Terminal Strips & Accessories

IDEAL Terminal and Barrier Strips are designed and manufactured to be rugged, reliable and easy to use. A thermoplastic base and corrosion-resistant screws and hardware provide extended service life. Optional accessories provide convenient, versatile application. Available in a wide variety of circuit configurations, electrical ratings and center-spacing, there is an IDEAL terminal strip for virtually every job.

- Heavy-duty, corrosion-resistant screws, surface plates and optional hardware
- Accessory hardware provides a variety of termination options
- Rugged polyester thermoplastic base (UL Rated 94V-0)
- Operating temperature rated from 130°C (260°F) to -40°C (-40°F)
- UL Recognized (E82048) and CSA Certified (LR15364)

## 89-200 Series Terminal Strips

- .562" (14.28mm) center spacing
- Accepts wire sizes from 10 through 22 AWG Cu
- #8-32 Philslot, zinc-plated steel terminal screws
- Recommended torque: 16 in. - lb.



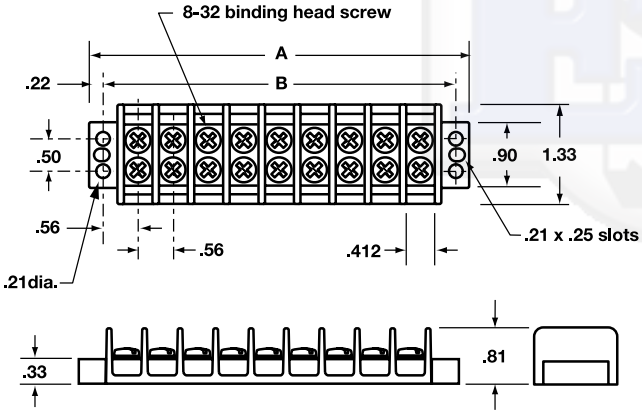





| No. of Poles | Dimensions (Inches) | | Part No. |
|---|---|---|---|
| | A | B | |
| 2 | 2.13 | 1.69 | **89-202** |
| 3 | 2.69 | 2.25 | **89-203** |
| 4 | 3.25 | 2.81 | **89-204** |
| 6 | 4.37 | 3.94 | **89-206** |
| 8 | 5.50 | 5.06 | **89-208** |
| 10 | 6.62 | 6.19 | **89-210** |
| 12 | 7.75 | 7.31 | **89-212** |

Ratings: 30A/600V UL Listed, CSA Certified (30A/250V when used with optional quick connects).

## 89-300 Series Terminal Strips

- .375" (9.52mm) center spacing
- Accepts wire sizes from 14 through 22 AWG Cu
- #6-32 Philslot, zinc-plated steel terminal screws
- Recommended torque: 9 in. - lb.









| No. of Poles | Dimensions (Inches) | | Part No. |
|---|---|---|---|
| | A | B | |
| 2 | 1.40 | 1.12 | **89-302** |
| 4 | 2.16 | 1.88 | **89-304** |
| 6 | 2.90 | 2.62 | **89-306** |
| 8 | 3.66 | 3.38 | **89-308** |
| 10 | 4.40 | 4.12 | **89-310** |
| 12 | 5.16 | 4.88 | **89-312** |

Ratings: 30A/300V UL Listed, 20A/150V CSA Certified (15A/125V when used with optional quick connects).

## 89-400 Series Terminal Strips



- .437" (11.10mm) center spacing
- Accepts wire sizes from 12 through 22 AWG Cu
- #6-32 Philslot, zinc-plated steel terminal screws
- Recommended torque: 9 in. - lb.

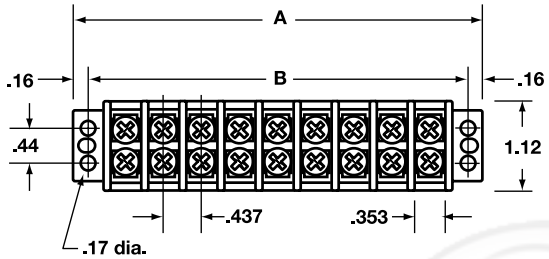





| No. of Poles | Dimensions (Inches) | | Part No. |
|---|---|---|---|
| | A | B | |
| 2 | 1.63 | 1.31 | **89-402** |
| 4 | 2.51 | 2.18 | **89-404** |
| 6 | 3.38 | 3.06 | **89-406** |
| 8 | 4.25 | 3.93 | **89-408** |
| 10 | 5.13 | 4.81 | **89-410** |
| 12 | 6.00 | 5.68 | **89-412** |

Ratings: 30A/300V UL Listed, CSA Certified.

# Quick Connects



- Allows fast, flexible circuit changes

| For use with Terminal Strip Series: | Tab size (in.) | Quantity | Flat-None Part No. | Flat-Flat Part No. |
|---|---|---|---|---|
| 89-300 | .187 x .020 | 10 | **89-314** | **89-317** |
| 89-200 & 89-400 | .250 x .031 | 10 | **89-414** | **89-417** |

## 89-500 Series Terminal Strips





- Available in standard or shorting block styles
- .625" (15.88mm) center spacing
- Accepts wire sizes from 6 through 22 AWG Cu
- #10-32 Philslot, nickel-plated brass terminal screws
- Recommended torque: 20 in. - lb.

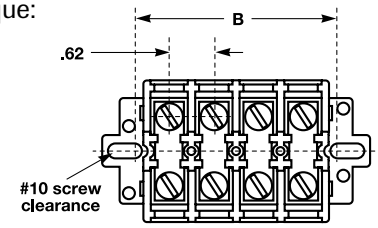


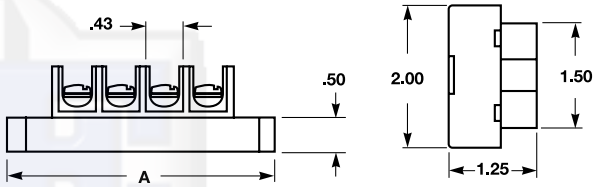


| No. of Poles | Dimensions (Inches) | | Standard Block Part No. | Shorting Block Part No. |
|---|---|---|---|---|
| | A | B | | |
| 4 | 3.75 | 2.87 | **89-504** | **89-505** |
| 6 | 5.00 | 4.12 | **89-506** | **89-507** |
| 8 | 6.25 | 5.37 | **89-508** | **89-509** |
| 12 | 8.75 | 7.87 | **89-512** | **89-513** |

Ratings: 60A/600V UL Listed, CSA Certified (Max. rating achieved with #6 AWG Cu wire crimped to ring terminals)

# Jumpers



- Provides easy connection of multiple circuits

| For use with Terminal Strip Series | Center Spacing (in.) | Quantity | Flat Slip-on Part No. | Over Barrier Slip-on Part No. | Flat 12-Circuit Part No. |
|---|---|---|---|---|---|
| 89-200 | .562 | 10 | **89-229** | **89-224** | — |
| | | 100 | **89-230** | — | — |
| 89-300 | .375 | 10 | **89-323** | **89-324** | — |
| | | 100 | **89-330** | — | — |
| 89-400 | .437 | 10 | **89-423** | **89-424** | — |
| | | 100 | **89-430** | — | — |
| 89-500 | .625 | 2 | — | — | **89-525** |

# Barrier Strips

- Recessed screws and tubular contacts provide added safety and help prevent short circuits
- Tubular contacts connect stripped, un-terminated solid or stranded wire directly to each contact
- Integrated wire protectors prevent twisting and breakage of stranded wire during connection
- Modular 12-circuit design can be cut into smaller sections, or stacked end-to-end
- Rugged nylon construction, UL 94V2
- Operating temperature rated to 105°C (221°F)



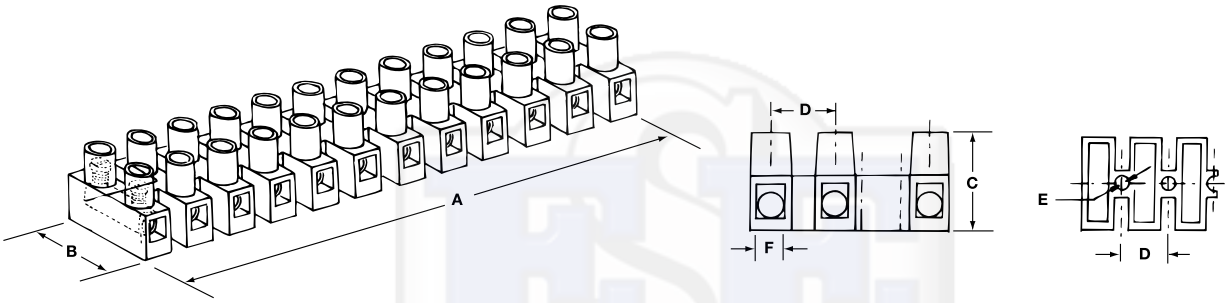


| Electrical Ratings | Wire Range | No. of Circuits | Torque in.- lb. | Dimensions (Inches) | | | | | | Part No. |
|---|---|---|---|---|---|---|---|---|---|---|
| | | | | A | B | C | D | E | F* | |
| 20A/300V UL<br>20A/600V CSA | 22 - 12 AWG<br>20 - 18 AWG | 12 | 3.5 | 3.787 | 0.669 | 0.570 | 0.315 | 0.114 | 0.110 | **89-608** |
| 30A/300V UL<br>30A/600V CSA | 22 - 10 AWG<br>18 - 14 AWG | 12 | 4.4 | 4.626 | 0.795 | 0.670 | 0.394 | 0.142 | 0.134 | **89-610** |
| 35A/300V UL/CUL | 22 - 10 AWG | 12 | 7.0 | 5.540 | 0.937 | 0.748 | 0.472 | 0.154 | 0.154 | **89-612** |
| 50A/300V UL/CUL | 20 - 8 AWG | 12 | 12.0 | 6.220 | 1.008 | 0.992 | 0.531 | 0.173 | 0.189 | **89-614** |

*Plus or minus .004 in.

# B-TAP® Insulation-Piercing Tap Connectors



### B-TAP® Insulation Piercing Connectors

Safe, dependable and easy. The Buchanan B-TAP® Insulation Piercing Connector offers a breakaway torque nut that guarantees a perfect connection every time, no more guesswork. It simply snaps off when UL torque requirements are met. The grease-filled rubber end caps provide superior water and corrosion resistance, while the insulation-piercing design eliminates downtime and power interruptions.

That translates into a 60% installed cost savings compared to split bolts. Installation is easy; all you need is a standard socket or wrench. B-TAP® Connectors can be safely installed on energized systems, eliminating power interruptions and downtime.

### B-TAP® Connectors...EASY AS 1, 2, 3.

1. Select proper B-TAP® connector.
2. Position cables. No need to turn off power.
3. Tighten breakaway torque nut with a standard socket or wrench.

To determine the most appropriate B-TAP® connector for a specific main and tap combination, see chart.

### Wire Range Chart

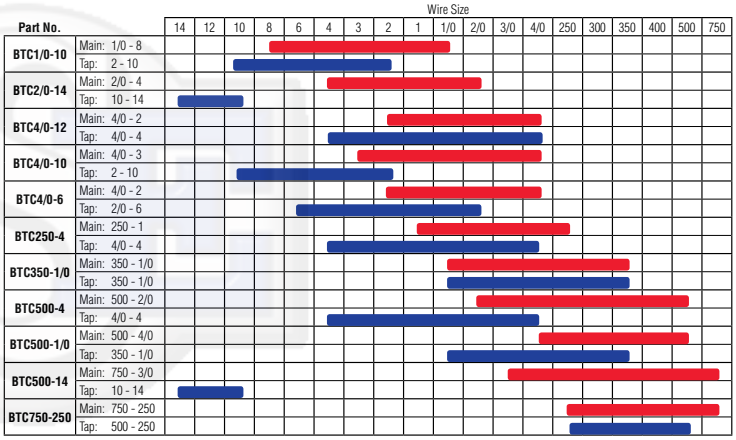


Full-line is 600V dual-rated, 194°F (90°C)

| Conductor Range | | Voltage Rating | Socket Size (Inches) | Torque (In. Lbs.) | No. of Bolts | Part No. |
|---|---|---|---|---|---|---|
| Run | Tap | | | | | |
| 1/0-8 | 2-10[1] | 600V | 1/2 | 80 | 1 | **BTC1/0-10** |
| 2/0-4 | 10-14[2] | 600V | 1/2 | 80 | 1 | **BTC2/0-14** |
| 4/0-2 | 4/0-4 | 600V | 1/2 | 160 | 1 | **BTC4/0-2** |
| 4/0-3 | 2-10[3] | 600V | 1/2 | 125 | 1 | **BTC4/0-10** |
| 4/0-2 | 2/0-6 | 600V | 1/2 | 160 | 1 | **BTC4/0-6** |
| 250-1 | 4/0-4 | 600V | 1/2 | 160 | 1 | **BTC250-4** |
| 350-1/0 | 350-1/0 | 600V | 5/8 | 330 | 2 | **BTC350-1/0** |
| 500-2/0 | 4/0-4 | 600V | 5/8 | 330 | 2 | **BTC500-4** |
| 500-4/0 | 350-1/0 | 600V | 5/8 | 330 | 2 | **BTC500-1/0** |
| 750-3/0 | 10-14[4] | 600V | 1/2 | 80 | 1 | **BTC500-14** |
| 750-250 | 500-250 | 600V | 5/8 | 330 | 2 | **BTC750-250** |

[1] Tap #2 - #10 Cu solid/stranded; #2 - #10 Al stranded
[2] Tap #10 - #14 Cu solid/stranded; #10 - #14 Al stranded
[3] Tap #2 - #10 Cu solid/stranded; #2 - #8 Al stranded
[4] Tap #10 - #14 Cu solid/stranded; #10 - #12 Al stranded

UL LISTED

# IDEAL Connector Sample Packs




P-5305

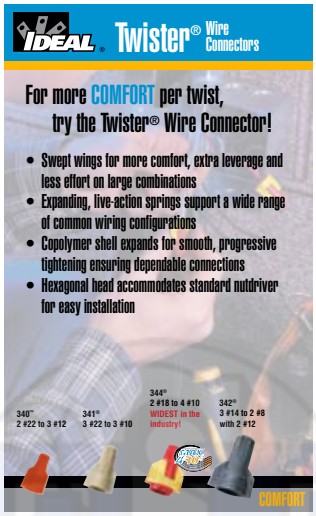


P-5306




P-5307




P-5004




P-2880




P-2860

**Visit us at www.idealind.com for more information or email us at contactus@idealindustries.com for a free sample!**

# Tools & Supplies



**Wire Fishing**
Fish Tapes ..... B-4
Wire Pulling Lubricants ..... B-9
Pulling Supplies ..... B-12

**Conduit Benders**
Iron / Aluminum ..... B-15

**Wire Stripper/Cutters**
Wire Strippers ..... B-17
Wire Cutters ..... B-19

**Pliers** ..... B-22

**Hand Tools**
Crimp ..... B-25
Knives ..... B-27
Saws ..... B-27

**Cable Cutters**
PowerBlade™ Cable Cutters ... B-29
Ratcheting and Long Arm ..... B-30

**Screwdrivers**
Twist-a-Nut™ Screwdrivers/ Nutdrivers ..... B-32
Cushioned-Grip ..... B-34
Nutdrivers ..... B-37

**Industrial Bits** ..... B-40

**Insulated Tools**
Kits ..... B-44
Nutdrivers ..... B-46
Screwdrivers ..... B-46
Tools ..... B-47

**Tool Carriers/Pouches**
Leather ..... B-50
Fabric ..... B-51

**Tool Kits** ..... B-52

**Cutting Supplies**
Step Bits ..... B-57
Hole Cutters ..... B-58
Hole Saws ..... B-60
Flex Bits ..... B-63
Wood Boring Bits ..... B-65
Augers ..... B-66
Recip Blades ..... B-67

**Wire Management**
Cable Ties ..... B-70
Staples ..... B-77
Wire Markers ..... B-78
Switches ..... B-79

**Heat Shrink**
Thermo-Shrink® Heat Shrink .. B-87
Heat Guns ..... B-91

**Lockout/Tagout**
Kits ..... B-93
Breaker Lockouts ..... B-97
Padlocks ..... B-100
Tags ..... B-100
Signs ..... B-101
Tapes ..... B-102

**Commutator Maintenance** ..... B-113



# PROFESSIONAL QUALITY, INNOVATIVE SOLUTIONS

**When it comes to quality, performance and durability, IDEAL is the professional choice for tools, cutting tools, fish tapes, benders and lubes. The community of professionals know what it takes to succeed in today's electrical world and IDEAL fills those needs with high-quality innovative solutions. The expansion of the IDEAL U.S. manufacturing and engineering supported by strategic international facilities has been providing professional electricians with quality tools since 1916.**

















# Wire Fishing

## Type

### Blued Steel™



- Laser etched in 12 in. increments to provide instant conduit length
- Stiffer for long runs
- Highest grade carbon steel
- Tensile strength 1,600 lbs.

### Gold-Fish®



- Brass-plated coiled steel
- Kink proof
- Tensile strength 700 lbs.

### Stainless Steel



- Laser etched in 12 in. increments to provide instant conduit length
- Tensile strength 1,600 lbs.

### S-Class®



- Non-conductive fiberglass tape for use around live circuits
- Omni-directional pushing
- 3 tip choices - leader, metal eyelet and non-conductive eyelet
- Pulling strength 500 lbs.

### Zoom™



- 19 strands of stainless steel
- Ultra hard nylon jacket adds slipperiness, protects cables and user's hands
- Pulling strength 1,000 lbs.

### Volt-Guard



- Non-conductive tape for use around live circuits
- Pulling strength 350 lbs.

## Cases

### Tuff-Grip™ Pro



- Durable case takes up to 20 ft. drop without breaking
- Full-perimeter handle band helps keep dirt and moisture out
- Superior pull-out and rewind characteristics

### Rapid-Pak®



- Inner rotating reel with winding knob for increased labor savings
- Funneled tape opening reduces kinking and tape breakage
- Reversible, hinged knob for right or left handed rewinds

### Thumb Winder™



- Convenient 7 in. size for easy tool bag storage
- Durable impact resistant ABS case
- Easy-to-use thumb-operated rewind

**⚠ WARNING**

Always use approved safety glasses when using this product. Do not use near energized equipment. Electrical shock may occur. Make sure all power is off. Do not use pliers or other tools that may kink, damage, or weaken any round fish tapes such as S-Class®, Nylon or Zoom™. Use only a fish tape puller designed for this purpose. While fish tapes made of fiberglass, nylon or other composite materials are non-conductive, they may have a metal eyelet that is conductive and could be grounded against conduit. Do not use on live electrical circuits. Do not attempt to use fish tape that is fractured or has multiple ends. Keep the fish tape wound in the reel to prevent damage to the tape. Use this product in a safe work position to prevent loss of balance. Never remove the screws from case while fish tape is coiled inside the reel. Failure to follow instructions may result in severe bodily harm or damage to property.

# Blued-Steel™ Fish Tapes

- Laser etched in 12 in. increments to provide instant conduit length
- High column strength for longer runs
- Non-oily finish resists rust









| Length (ft.) | Width & Thickness | Case Diameter | End Type | Tuff-Grip™ Pro | Thumb-Winder™ | Replacement Tapes (No Case) |
|---|---|---|---|---|---|---|
| 25 | 1/8 in. x .045 in. | 7 in. | Formed hook | – | **31-012** | – |
| 50 | 1/8 in. x .045 in. | 7 in. | Formed hook | – | **31-010** | – |
| 50 | 1/8 in. x .060 in. | 9 in. | Formed hook | **31-033** | – | **31-004** |
| 60 | 1/8 in. x .060 in. | 12 in. | Formed hook | **31-055** | – | **31-035** |
| 120 | 1/8 in. x .060 in. | 12 in. | Formed hook | **31-056** | – | **31-036** |
| 240 | 1/8 in. x .060 in. | 12 in. | Formed hook | **31-057** | – | **31-038** |
| 50 | 1/4 in. x .060 in. | 12 in. | Formed hook | **31-059** | – | **31-051** |
| 100 | 1/4 in. x .060 in. | 12 in. | Formed hook | **31-058** | – | **31-050** |
| 200 | 1/4 in. x .060 in. | None | Formed hook | – | – | **31-052** |
| 400 | 1/4 in. x .060 in. | None | Formed hook | – | – | **31-2128** |
| — | 1/4 in. x .060 in. | None | Formed hook | – | – | **31-2982*** |

*Bulk roll 750 lbs. (approximately 12,000 ft.)

# Stainless Steel Fish Tapes

- Laser etched in 12”increments to provide instant conduit length
- Tape will not rust or corrode in humid environments
- Stainless steel design provides a smooth pay-out







| Length (ft.) | Width & Thickness | Case Diameter | End Type | Tuff-Grip™ Pro | Replacement Tape (No Case) |
|---|---|---|---|---|---|
| 120 | 1/8 in. x .060 in. | 12 in. | Formed hook | **31-066** | — |
| 240 | 1/8 in. x .060 in. | 12 in. | Formed hook | **31-067** | **31-074** |

# Zoom™ Fish Tapes

- Great for hard to navigate conduit with multiple bends
- Nylon jacket protects the stainless steel core while adding to the slipperiness of Zoom™







| Length (ft.) | Diameter | Case Diameter | End Type | Tuff-Grip™ Pro | Replacement Tapes (No Case) |
|---|---|---|---|---|---|
| 50 | 3/16 in. | 12 in. | Metal Eyelet | **31-090** | **31-091** |
| 100 | 3/16 in. | 12 in. | Metal Eyelet | **31-092** | **31-093** |
| 200 | 3/16 in. | 16 in.* | Metal Eyelet | **31-096** | — |

*Traditional handle

# S-Class® Fiberglass Fish Tapes

- Non-conductive tape for use around live circuits
- Structural glass core provides a more durable fiberglass tape
- Fiberglass cone with nylon outer jacket provides durability



| Length (ft.) | Diameter | Case Diameter | End Type | Tuff-Grip™ Pro | Rapid-Pak® | Replacement Tapes (No Case) |
|---|---|---|---|---|---|---|
| 50 | 3/16 in. | 12 in. | Leader | **31-060** | **31-187** | **31-150** |
| 50 | 3/16 in. | 12 in. | Metal Eyelet | **31-062** | **31-190** | **31-160** |
| 50 | 3/16 in. | 12 in. | Non-Conductive Eyelet | **31-086** | **–** | **31-200** |
| 100 | 3/16 in. | 12 in. | Leader | **31-061** | **31-186** | **31-152** |
| 100 | 3/16 in. | 12 in. | Metal Eyelet | **31-063** | **31-189** | **31-162** |
| 100 | 3/16 in. | 12 in. | Non-Conductive Eyelet | **31-087** | **–** | **31-201** |
| 200 | 3/16 in. | 16 in.* | Leader | **31-064** | **31-207** | **31-155** |
| 200 | 3/16 in. | 16 in.* | Metal Eyelet | **31-065** | **31-208** | **31-165** |
| 200 | 3/16 in. | 16 in. * | Non-Conductive Eyelet | **31-088** | **–** | **31-202** |

*Traditional handle

# Volt-Guard Fish Tapes

- Light-duty non-conductive tape for use around live circuits
- Elliptical design gives the Volt-Guard greater pushing power
- Repair kit available, order #31-541



| Length (ft.) | Width & Thickness | Case Diameter | End Type | Tuff-Grip™ Pro | Replacement Tapes (No Case) |
|---|---|---|---|---|---|
| 60 | 3/16 in. x .094 in. | 12 in. | Non-Conductive Eyelet | **31-542** | **31-552** |
| 120 | 3/16 in. x .094 in. | 12 in. | Non-Conductive Eyelet | **31-544** | **31-554** |

# Gold-Fish® Fish Tape

- Ultra-flexible tape for hard-to-navigate areas
- Brass-plated coils resist rust
- No “memory” – hangs straight after being coiled for long periods



| Length (ft.) | Diameter | Case Diameter | End Type | Tuff-Grip™ Pro | Replacement Tape (No Case) |
|---|---|---|---|---|---|
| 50 | 3/16 in. | 12 in. | Metal Eyelet | **31-144** | **31-141** |

## Fish Tape Leaders



- Guides fish tape around bends in conduit
- Handles up to six 10 AWG bare wires
- Pulls up to 500 lbs.

| Description | Part No. |
|---|---|
| Fish Tape Leader for steel or stainless steel tapes | **31-148** |
| Fish Tape Leader for S-Class® Fiberglass Fish Tape | **31-159** |

## Fish Tape Swivel Ball



- Swivels to prevent wires from twisting during pull
- Designed for use on 1/8 in. steel or stainless steel tapes
- Eyelet holds up to four 10 AWG bare wires

| Description | Part No. |
|---|---|
| Fish Tape Swivel Ball | **31-085** |

## Tuff-Grip™ Pro Accessories



- Replacement includes: Fish Tape Case (2 halves) and Handle (1)

| Description | Part No. |
|---|---|
| Fish Tape Parts Kit | **KB-0173** |
| Screws (not included, kit requires 4) | **LA-4218** |

Screws not included, must be ordered separately.

## Fish Tape Non-Conductive Tip Replacement Kits

**31-203**



**31-541**



- Easy to apply
- Each kit includes two eyelets & adhesive

| Description | Part No. |
|---|---|
| Volt-Guard Fish Tape Repair Kit | **31-541** |
| S-Class® Fish Tape Repair Kit | **31-203** |

## Fish Tape Field Application Repair Kits

- For use on S-Class® & Zoom™ Fish Tapes
- Crimps on new eyelet or leader in minutes
- Dies can be used with Crimpmaster™ Crimp Tool
- Connection guaranteed to withstand 500 lbs.



**31-158**

**31-166**





**31-156**

| Description | Part No. |
|---|---|
| Field Application Kit includes: Crimpmaster™ Crimp Tool frame, die set, S-Class® eyelets (2), S-Class® leaders (2), Zoom™ eyelets (2) & instant adhesive | **31-156** |
| Die Set Kit includes: eyelets (2), leaders (2) & instant adhesive (for those who already have a Crimpmaster™ Crimp Tool) | **31-164** |
| Replacement eyelets (4) for S-Class® Fish Tapes & adhesive | **31-158** |
| Replacement leaders (4) for S-Class® Fish Tapes & adhesive | **31-159** |
| Replacement eyelets (2) for Zoom™ Fish Tapes | **31-094** |
| Die Set Only (for those who already have a Crimpmaster™ Crimp Tool) | **31-166** |

# Tuff-Rod™ Regular Flex Fishing Poles



- Strong, lightweight, flexible extendable fiberglass rod kits
- Use to reach and pull wires over suspended ceilings, in cable trays or through interior walls
- Packaged in clear tubes for protection and long-term storage
- 1/4 in. white fiberglass
- Extra stiffness for added control when maneuvering wires

| Description | Length | Diameter | Sections | Part No. |
|---|---|---|---|---|
| Fixed bullet nose and threaded J hook | 12 ft. total | 1/4 in. | 3 ea. 4 ft. | **31-611** |
| Fixed bullet nose and threaded J hook | 24 ft. total | 1/4 in. | 4 ea. 6 ft. | **31-612** |
| Replacement Rods | 4 ft. x 12 | 1/4 in. | 12 ea. 4 ft. | **31-643** |
| Replacement Rods | 6 ft. x 12 | 1/4 in. | 12 ea. 6 ft. | **31-644** |

# Tuff-Rod™ Extra Flex Glow Fishing Poles




- Strong, lightweight, flexible extendable fiberglass rod kits
- Use to reach and pull wires over suspended ceilings, in cable trays or through interior walls
- Packaged in clear tubes for protection and long-term storage
- 3/16 in. pale green luminescent fiberglass
- Glow-in-the-dark material for easy use in attics, basements and other dimly lit areas

| Description | Length | Diameter | Sections | Part No. |
|---|---|---|---|---|
| Fixed bullet nose and threaded J hook | 12 ft. total | 3/16 in. | 3 ea. 4 ft. | **31-631** |
| Fixed bullet nose and threaded J hook | 30 ft. total | 3/16 in. | 5 ea. 6 ft. | **31-633** |
| Replacement Rods | 4 ft. x 12 | 3/16 in. | 12 ea. 4 ft. | **31-647** |
| Replacement Rods | 6 ft. x 12 | 3/16 in. | 12 ea. 6 ft. | **31-648** |

# Tuff-Rod™ Accessory Kits



- Includes replacement heads: one threaded bullet nose, one threaded J hook and one threaded whisk

| Description | Part No. |
|---|---|
| 3/16 in. Accessory Kit | **31-651** |
| 1/4 in. Accessory Kit | **31-652** |








# Wire Lubricants & Accessories



**Commercial Wire Pulling**

| Application Location | Finished Construction | New Construction |
|---|---|---|
| | Indoors/Outdoors | |
| Temperature Range | 40°F - 120°F<br>4°C - 49°C | |
| Length of Run | Up to 75 ft. | Up to 1,200 ft. |
| Installation Time | 8 hrs. | 24 hrs. |
| Best Choice | Use: ClearGlide® | Use: Yellow 77® and Yellow 77® Plus |

**Utility Wire Pulling**

| Indoors or Outdoors | Outdoors Only | Outdoors | Indoors or Outdoors |
|---|---|---|---|
| 40°F - 120°F<br>4°C - 49°C | -28°F - 40°F<br>-33°C - 4°C | 40°F - 120°F<br>4°C - 38°C | 40°F - 140°F<br>4°C - 82°C |
| Up to 250 ft.<br>24 hrs. | Up to 250 ft.<br>72 hrs. | Up to 250 ft.<br>24 hrs. | Up to 250 ft.<br>24 hrs. |
| Use:<br>Aqua-Gel® II | Use:<br>Aqua-Gel® CW | Use:<br>Aqua-Gel® IIP | Use:<br>Velocity™ |

## Selection Guide

| | ClearGlide® Wire Pulling Lubricant | Yellow 77® Wire Pulling Lubricant | Yellow 77® Plus Wire Pulling Lubricant | Aqua-Gel® II Wire Pulling Lubricant | Aqua-Gel® IIP Wire Pulling Lubricant | Aqua-Gel® CW Wire Pulling Lubricant | Velocity™ Wire Pulling Lubricant |
|---|---|---|---|---|---|---|---|
| Color | Clear | Yellow | Yellow | Blue | Blue | Pink | Cream |
| Base | Polymer | Wax | Wax | Polymer | Polymer | Polymer | Polymer |
| Average Coefficient of Friction* | .23 | .17 | .16 | .19 | .19 | .19 | .16 |
| Stability Range | 32°F – 180°F (0°C – 82°C) | 32°F – 130°F (0°C – 54°C) | 32°F – 190°F (0°C – 88°C) | 32°F – 180°F (0°C – 82°C) | 32°F – 180°F (0°C – 82°C) | -28°F – 190°F (-33°C – 82°C) | 40°F – 140°F (4°C – 82°C) |
| Application Temperature Range | 40°F – 100°F (4°C – 38°C) | 40°F – 100°F (4°C – 38°C) | 40°F – 100°F (4°C – 38°C) | 40°F – 100°F (4°C – 38°C) | 40°F – 100°F (4°C – 38°C) | -28°F – 40°F (-33°C – 4°C) | 25°F – 140°F (-3.9°C – 60°C) |
| **Compatibility (Cable Types):** | | | | | | | |
| Rubber | • | • | • | • | • | • | • |
| Neoprene | • | • | • | • | • | • | • |
| Nylon | • | • | • | • | • | • | • |
| PVC | • | • | • | • | • | • | • |
| High-density or cross-linked polyethylene | • | • | • | • | • | • | • |
| Low-density polyethylene | • | | • | • | • | • | • |
| Semiconducting jacket | • | | • | • | • | • | • |
| Hypalon | • | • | • | • | • | • | • |

*Results from NEETRAC, an independent testing laboratory affiliated with The Georgia Institute of Technology.

## Recommended Qty. of Lubricant Formula

**Q = .0015 x L X D**
Q = Quantity of recommended lube in gallons
L = Length of pull in feet
D = Nominal ID of conduit in inches

This formula is used as a guideline on estimating the quantity of lube needed for various jobs. Many factors go into a cable pull, however, this formula is just based on length of the pull and diameter of the conduit. Increase quantities for the following troubles:

- Stiff, heavy cable
- Rough, old or dirty conduits
- High percent conduit fill
- Pulls with several bends
- High temperatures
- Not food grade

# Yellow 77® Plus Wire Pulling Lubricant




- Rapid Glide™ polytetrafluoroethylene additive provides greater lubricity than other wax-based lubricants – great for tough pulls
- Safe to use with all cable types
- Clings to cable throughout long runs, even where moisture is present
- Remains stable in high temperatures – usable from 32°F to 190°F (-1°C to 88°C)
- Dries slowly to a thin, non-conductive film that won't harden in conduit
- Creamy texture applies easily and uniformly by hand or brush
- Homogeneous blend requires no mixing
- Won't dry out – surface coat forms to control evaporation
- Environmentally safe – non-toxic, non-flammable and non-corrosive

UL LISTED

| Description | Part No. |
|---|---|
| 1-qt. Squeeze Bottle | **31-398** |
| 1-gal. Bucket | **31-391** |
| 5-gal. Bucket | **31-395** |

# Yellow 77® Wire Pulling Lubricant




- The #1 brand of wire pulling lubricant since 1959 – the perfect general purpose lube
- Wax-based formula provides superior lubricity
- Safe to use with most cable types except low-density polyethylene and semi-conducting jackets
- Clings to cable throughout long pulls, even where moisture is present
- Won't break down or separate after repeated exposure to freezing temperatures
- Dries to a thin, non-conductive film
- Creamy texture applies easily and uniformly by hand or brush
- Homogeneous blend requires no mixing
- Won't dry out – surface coat forms to control evaporation
- Environmentally safe – non-toxic, non-flammable and non-corrosive

UL LISTED

| Description | Part No. |
|---|---|
| 1-qt. Squeeze Bottle | **31-358** |
| 1-gal. Bucket | **31-351** |
| 5-gal. Bucket | **31-355** |
| 55-gal. Drum | **31-365** |

# ClearGlide® Wire Pulling Lubricant




- Clear and colorless for quick and easy clean-up – great for indoor and retrofit pulls
- Exceptional lubricity for super-fast pulls
- Polymer-based formula is perfect for all electrical and datacomm applications
- Safe to use with all cable types
- Controlled evaporation rate is ideal for shorter runs
- Remains stable over wide temperature ranges – usable from 32°F to 180°F (-1°C to 82°C)
- Dries to a semi-fluid film that won't clog conduit
- Easy to apply by hand, brush or pump
- Environmentally safe – non-toxic, non-flammable and non-corrosive

UL LISTED

| Description | Part No. |
|---|---|
| 1-qt. Squeeze Bottle | **31-388** |
| 1-gal. Bucket | **31-381** |
| 5-gal. Bucket | **31-385** |
| 55-gal. Drum | **31-2143** |

# Aqua-Gel® II Cable Pulling Lubricant




- Polymer-based formula provides maximum tension reduction in high-stress electrical and communication cable-pulling operations
- Compatible with most cable types except composite rubber
- Cleans up easily with soap and water
- Clings to cable throughout long pulls
- Remains stable over wide temperature range — usable from 28°F to 180°F (-2°C to 88°C)
- Dries to a semi-fluid film that won't clog conduit
- Easy to apply by hand, brush or pump
- Environmentally safe – non-toxic, non-flammable and non-corrosive
- For outdoor use only

UL LISTED

| Description | Part No. |
|---|---|
| 1-qt. Squeeze Bottle | **31-378** |
| 1-gal. Bucket | **31-371** |
| 5-gal. Bucket | **31-375** |
| 55-gal. Drum | **31-3855** |

# Aqua-Gel® IIP Cable Pulling Lubricant



- Features the same excellent qualities as Aqua-Gel® II Cable Pulling Lubricant with a lower viscosity for easy pouring and pumping
- Pourable formula clings to cable – eliminates hand application for a clean and safe job
- Compatible with most cable types, except composite rubber
- Cleans up easily with soap and water
- Environmentally safe – non-toxic, non-flammable and non-corrosive

UL LISTED

| Description | Part No. |
|---|---|
| 1-gal. Jug | **31-421** |
| 5-gal. Bucket | **31-425** |
| 55-gal. Drum | **31-435** |

# Aqua-Gel® CW Cable Pulling Lubricant




- Features the same excellent qualities as Aqua-Gel® II Cable Pulling Lubricant with a lower temperature range for use outdoors in cold weather
- Polymer-based, cold-weather formula remains stable in storage from -28°F to 190°F (-33°C to 82°C)
- Formulated for exterior use in cold weather conditions
- Cleans up easily with soap and water
- Clings to cable throughout long pulls
- Well-suited for hand or poured applications
- Environmentally safe — non-toxic, non-flammable and non-corrosive
- Not recommended for indoor use

UL LISTED

| Description | Part No. |
|---|---|
| 1-qt. Squeeze Bottle | **31-298** |
| 1-gal. Jug | **31-291** |
| 5-gal. Bucket | **31-295** |

# Velocity™ Wire Pulling Lubricant




- High cling factor
- Maximum friction reduction
- Specification grade
- Compatible with all popular cable types
- Temperature stable
- Non-combustible residue
- Environmentally safe – non-toxic, non-flammable and non-corrosive

UL LISTED

| Description | Part No. |
|---|---|
| 1-qt. Squeeze Bottle | **31-276** |
| 1-gal. Bucket | **31-277** |
| 5-gal. Bucket | **31-278** |

# Duct Seal



- Seals around junction boxes, flashings and service entrances
- Permanently soft, non-toxic compound can be painted immediately after application
- Won't adversely affect other plastic materials or corrode metals

UL LISTED

| Description | Quantity | Part No. |
|---|---|---|
| 1 lb. Block | Carton of 10 | **31-601** |
| 5 lb. Block | Carton of 10 | **31-605** |

**For a Safety Data Sheet on Noalox® and other products visit us at www.idealind.com**



# Noalox® Anti-Oxidant




- Anti-oxidant compound improves efficiency and service life of aluminum electrical applications
- Suspended zinc particles penetrate and cut aluminum oxide
- Provides additional inner-strand and inner-conductor current paths for improved conductivity and cooler connections
- Carrier material excludes air to minimize further oxidation
- For use with pressure-type wire connectors including lugs, taps, service entrances and split-bolts
- Reduces galling and seizing when applied on aluminum conduit joints promoting good ground continuity

UL LISTED

| Description | Part No. |
|---|---|
| 1/2-oz. Tube | **30-024** |
| 4-oz. Squeeze Bottle | **30-026** |
| 8-oz. Squeeze Bottle | **30-030** |
| 8-oz. Brush Cap | **30-031** |
| 1-gal. Bucket | **30-032** |
| 5-gal. Bucket | **30-040** |
| 55-gal. Drum | **30-1216** |



## Powr-Fish® Pull Line

- White with blue tracer for easy identification
- Continuous-fiber polyline great for blowing directly into conduit
- Will not rot or mildew
- Can be left in conduit for future use




| Description | Tensile Strength | Length | Part No. |
|---|---|---|---|
| Powr-Fish® Pull-Line | 210 lbs. | 6,500 ft./ Bucket | **31-340** |
| Powr-Fish® Pull-Line | 210 lbs. | 500 ft./ Canister | **31-348** |

## Valu-Line™ Pull Line

- White with gray tracer for easy identification
- Continuous-fiber polyline great for blowing directly into conduit
- Will not rot or mildew
- Can be left in conduit for future use




| Description | Tensile Strength | Length | Part No. |
|---|---|---|---|
| Valu-Line™ Pull-Line | 190 lbs. | 6,500 ft./ Bucket | **31-338** |

## Conduit Measuring Tape

- Provides quick and accurate measurement of conduit runs
- Easy-to-read markings in sequential one-foot increments
- 160 lb. tensile strength
- Pulls rope through raceways without stretching
- Will not rot or mildew



| Description | Tape Width | Length | Part No. |
|---|---|---|---|
| Conduit Measuring Tape | .188 in. | 3,000 ft. | **31-347** |

## Powr-Fish® Pull Line

- White with red tracer for easy identification
- 500 lb. tensile, our highest tensile-rated pull-line
- Continuous-fiber polyline great for blowing directly into conduit
- Will not rot or mildew
- Can be left in conduit for future use




| Description | Tensile Strength | Length | Part No. |
|---|---|---|---|
| Powr-Fish® Pull-Line | 500 lbs. | 2,200 ft./ Bucket | **31-344** |

## 3-in-1 Premise MULETAPE®

- Reduces installation time and saves money on premise jobs
- Blow, measure and pull with single product
- Imprinted with sequential footage or meter markings
- Fewer installation steps, significant material and labor savings




| Description | Pulling Strength | Tape Width | Length/ Bucket | Part No. |
|---|---|---|---|---|
| 3-in-1 Premise MULETAPE® | 400 lb. | 1/4 in. | 4,500 ft. | **31-314** |
| | 1,800 lb. | 1/2 in. | 1,300 ft. | **31-315** |

MULETAPE® is a registered trademark of NEPTCO, INC.



# Foam Carriers



- Attach to a suitable line to serve as a piston – clears out water or debris as they travel through conduit
- Durable foam construction for repeated use and long life
- For use with any type of blower or vacuum system

| Description | Quantity | Part No. |
|---|---|---|
| 1/2 in. Foam Carrier | 5/bag | **31-466** |
| 3/4 in. Foam Carrier | 5/bag | **31-467** |
| 1 in. Foam Carrier | 5/bag | **31-468** |
| 1-1/4 in. Foam Carrier | 3/bag | **31-469** |
| 1-1/2 in. Foam Carrier | 2/bag | **31-470** |
| 2 in. Foam Carrier | 1/bag | **31-471** |
| 2-1/2 in. Foam Carrier | 1/bag | **31-322** |
| 3 in. Foam Carrier | 1/bag | **31-323** |
| 3-1/2 in. Foam Carrier | 1/bag | **31-324** |
| 4 in. Foam Carrier | 1/bag | **31-325** |
| 5 in. Foam Carrier | 1/bag | **31-326** |
| 6 in. Foam Carrier | 1/bag | **31-327** |

# Pro-Pull™ Rope



- Low-friction polypropylene rope slides easily through conduit
- Both rope ends looped
- Non-sliver surface can be handled without gloves
- Will not rot or mildew
- Rugged, lightweight construction

| Description | Tensile Strength | Length | Part No. |
|---|---|---|---|
| 1/4 in. | 1,125 lbs. | 250 ft./Reel | **31-839** |
| 1/4 in. | 1,125 lbs. | 600 ft./Reel | **31-840** |
| 1/4 in. | 1,125 lbs. | 1,000 ft./Reel | **31-841** |
| 3/8 in.† | 2,430 lbs. | 250 ft./Reel | **31-844** |
| 3/8 in.† | 2,430 lbs. | 600 ft./Reel | **31-845** |
| 3/8 in.† | 2,430 lbs. | 1,200 ft./Reel | **31-846** |
| 1/2 in.† | 3,780 lbs. | 250 ft./Reel | **31-849** |
| 1/2 in.† | 3,780 lbs. | 600 ft./Reel | **31-850** |
| 1/2 in.† | 3,780 lbs. | 1,200 ft./Reel | **31-851** |
| 5/8 in.† | 5,580 lbs. | 600 ft./Reel | **31-853** |
| 5/8 in.† | 5,580 lbs. | 1,200 ft./Reel | **31-854** |
| 3/4 in.† | 7,650 lbs. | 300 ft./Reel | **31-855** |
| 3/4 in.† | 7,650 lbs. | 600 ft./Reel | **31-856** |
| 3/4 in.† | 7,650 lbs. | 1,200 ft./Reel | **31-857** |

† Eye splice on working end.

# Line Packages



- One-piece pull line and foam tip unwind as they move through conduit
- One-piece construction for fast, easy use with no knots or foam carriers to retrieve
- Line tensile strength of 17 lbs.
- For use with any type of blower or vacuum system

| Description | Color | Quantity | Part No. |
|---|---|---|---|
| Line Package, 1/2 in. x 75 ft. | Red | 10/bag | **31-472** |
| Line Package, 1/2 in. x 150 ft. | Red | 10/bag | **31-473** |
| Line Package, 3/4 in. x 200 ft. | Yellow | 5/bag | **31-475** |
| Line Package, 3/4 in. x 300 ft. | Yellow | 5/bag | **31-476** |
| Line Package, 3/4 in. x 450 ft. | Yellow | 5/bag | **31-477** |
| Line Package, 1 in. x 200 ft. | White | 5/bag | **31-479** |
| Line Package, 1 in. x 300 ft. | White | 5/bag | **31-480** |
| Line Package, 1 in. x 450 ft. | White | 5/bag | **31-481** |





# Benders

- Available in ductile iron and aluminum heads
- Exceptional, durable, materials for extra strength
- Reinforced at stress points to provide longer life
- Markings are raised and cast into the bender body on both sides for easy visibility
- Deeply serrated step helps prevent slippage when applying force
- Grooved internal hook surface helps prevent conduit from slipping
- Flat hook surface provides stable starting point
- Desirable bending system



## Handles

- Rugged, steel construction for long-term durability
- Baked-on blue enamel finish resists corrosion and enhances visibility
- Convenient bending guide for offset bends

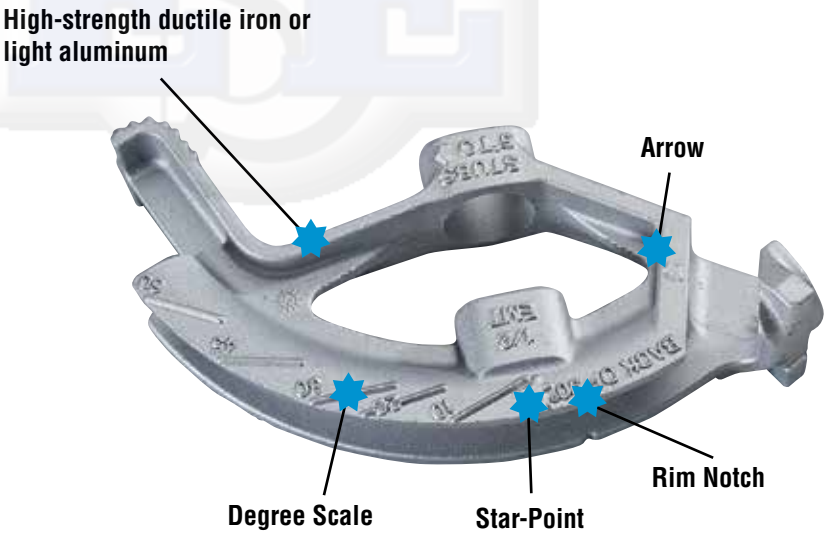








# Ductile Iron Benders



- Withstands a lifetime of heavy use
- Ductile iron material is stronger than malleable iron or aluminum

| Conduit Type and Size | Part No. (head only) | Part No. (handle only) | Part No. (head and handle) |
|---|---|---|---|
| 1/2 in. EMT | **74-001** | **74-019** | **74-026** |
| 3/4 in. EMT, 1/2 in. Rigid & 1/2 in. IMC | **74-002** | **74-019** | **74-027** |
| 1 in. EMT, 3/4 in. Rigid & 3/4 in. IMC | **74-003** | **74-020** | **74-028** |
| 1-1/4 in. EMT, 1 in. Rigid & 1 in. IMC | **74-006** | **74-021** | **74-034** |

# Aluminum Benders



- Lightweight aluminum for easy handling
- Strong enough for every day use

| Conduit Type and Size | Part No. (head only) | Part No. (handle only) | Part No. (head and handle) |
|---|---|---|---|
| 1/2 in. EMT | **74-031** | **74-019** | **74-046** |
| 3/4 in. EMT, 1/2 in. Rigid & 1/2 in. IMC | **74-032** | **74-019** | **74-047** |

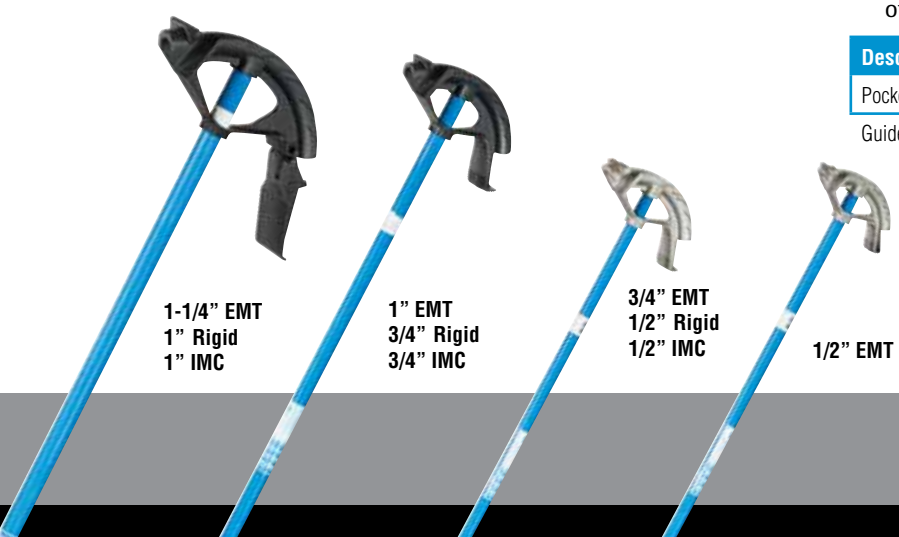


***The BenderBoot™ patented foot provides stability and leverage while its grooved rubber foot pad helps prevent slippage.***

# BenderBoot™



- Grooved patented foot provides stability and leverage
- Santoprene® tread and hand grip provides support for saddle and offset bends
- Easy push-on assembly to 1/2 in. and 3/4 in. bender handles

| Description | Part No. |
|---|---|
| BenderBoot™ | **74-037** |

Santoprene® is a registered trademark of Exxon Mobil Corporation.

# Pocket Bender Guide




- Convenient pocket-sized reference guide
- Includes simple, concise bending techniques for precision stubs, back-to-back, offset and saddle bends

| Description | Part No. |
|---|---|
| Pocket Bender Guide | **P-100** |

Guide can be downloaded from our website at www.idealind.com.

# Wire Strippers

Invented and manufactured at our Sycamore, Illinois facility, the T®-Stripper Wire Stripper line is the leading brand name in the world.



Made in U.S.A.

## Kinetic® Reflex™ T®-Stripper Wire Stripper

Ergonomic handles with Santoprene® thermoplastic grip and Thumb Valley™ make this the premier wire stripper in the market.



- *Thumb Valley™ Protection*
- *Pocket Locket Locking Hasp*
- *Shear Cut Bolt Cutters*
- *Santoprene® Thermoplastic Grips*
- *Ergo Handles*

## Kinetic® Super Wire Stripper

The ergonomic design and patented Santoprene® thermoplastic grip wicks away perspiration and reduces muscle fatigue. The Thumb Valley™ makes stripping easy and accurate.



- *Thumb Valley™ Protection*
- *Pocket Locket Locking Hasp*
- *Shear Cut Bolt Cutters*
- *Santoprene® Thermoplastic Grips*
- *Curved Handles*

## Reflex™ Super T®-Stripper Wire Stripper

The ergonomic design with curved handles reduces wrist fatigue. Features 6/32 and 8/32 self-chasing, bolt cutting holes and a locking pawl for safe storage.



- *Locking Pawl*
- *Bolt Cutting*
- *Extended Textured Comfort*
- *Ergo Handles*

## Reflex™ Premium T®-Stripper Wire Stripper

Designed for total-comfort and wire stripping. Ergonomic handles fit an electrician's natural grip and reduces hand fatigue. Textured, slip-resistant sleeves cushion thumb and fingers.



- *Extended Textured*
- *Ergo Handles*

## T®-Stripper Wire Stripper

The industry standard for decades. Compact, lightweight and easy to use. Features precision-ground, knife-type blades, built-in looping holes, wire cutters and a convenient plier nose.



- *Straight Handles*

**T®-Stripper Wire Stripper Selection Guide**

| Hole Size | | #45-100's | #45-400's | #45-600's | #45-700's | #45-900's |
|---|---|---|---|---|---|---|
| 6 10 12 14 16 18 20 22 24 26 28 30 | Solid | 45-125 | 45-417 | — | — | — |
| 8 10 12 14 16 18 20 22 24 26 28 30 32 | Stranded | | | | | |
| 14 16 18 20 22 24 | Solid | 45-121 | 45-416 | — | 45-716 | — |
| 16 18 20 22 24 26 | Stranded | | | | | |
| 10 12 14 16 18 | Solid | 45-120 | 45-415 | — | 45-715 | 45-915 |
| 12 14 16 18 20 | Stranded | | | | | |
| 8 10 12 14 16 | Solid | — | — | 45-615 | — | — |
| 10 12 14 16 18 | Stranded | | | | | |
| 6 8 10 12 14 | Solid | 45-124 | 45-418 | 45-618 | 45-718 | 45-918 |
| 8 10 12 14 16 | Stranded | | | | | |
| | T®-Cutter | 45-123 | — | — | — | — |

*Santoprene® is a registered trademark of Exxon Mobil Corporation.*

## T®-Stripper Wire Strippers




- Form-ground, knife-type blades for accurate, easy stripping without nicking conductor
- Laser-etched wire gauge for easy-to-read visibility
- Spring-loaded automatic opening
- Corrosion-resistant, black oxide finish
- Tough steel construction

| Description | Solid | Stranded | Part No. |
|---|---|---|---|
| T®-5 T®-Stripper Wire Stripper | 10-18 AWG | 12-20 AWG | **45-120** |
| T®-6 T®-Stripper Wire Stripper | 14-24 AWG | 16-26 AWG | **45-121** |
| T®-7 T®-Stripper Wire Stripper | 22-30 AWG | 24-32 AWG | **45-125** |
| T®-8 T®-Stripper Wire Stripper | 6-14 AWG | 8-16 AWG | **45-124** |
| T®-Stripper Wire Stripper – Metric | 0,75-6mm² | | **45-120-341** |
| T®-Stripper Wire Stripper – Metric | 0,5-4mm² | | **45-125-341** |

## Kinetic® Super Wire Strippers




- Non-slip textured grips and thumb rest
- Plier nose for holding and twisting wires
- Slide lock for safety and storage
- Thumb and finger valley makes stripping easy and accurate

| Description | Solid | Stranded | Part No. |
|---|---|---|---|
| Kinetic® Super Wire Stripper | 10-18 AWG | 12-20 AWG | **45-715** |
| | 14-24 AWG | 16-26 AWG | **45-716** |
| | 6-14 AWG | 8-16 AWG | **45-718** |

## Kinetic® Reflex™ T®-Stripper Wire Strippers




- Non-slip textured grips and thumb rest
- Plier nose for holding and twisting wires
- Slide lock for safety and storage
- Thumb and finger valley makes stripping easy and accurate

| Description | Solid | Stranded | Part No. |
|---|---|---|---|
| Kinetic® Reflex™ T®-Stripper Wire Stripper | 10-18 AWG | 12-20 AWG | **45-915** |
| | 6-14 AWG | 8-16 AWG | **45-918** |

## Reflex™ Super T®-Stripper Wire Strippers




- 6/32 and 8/32 self-chasing screw-cutting holes
- Ergonomic design for maximum comfort
- Curved handles help reduce wrist fatigue
- Textured sleeves with extra cushioning for added comfort

| Description | Solid | Stranded | Part No. |
|---|---|---|---|
| Reflex™ Super T®-Stripper Wire Stripper | 8-16 AWG | 10-18 AWG | **45-615** |
| | 8-14 AWG | 8-16 AWG | **45-618** |
| Reflex™ Super 12/2 & 14/2 NM Cable T®-Stripper Wire Stripper | 12-2 and 14-2 AWG | — | **45-621** |

## Reflex™ Premium T®-Stripper Wire Strippers




- Ergonomic design for maximum comfort
- Curved handles help reduce wrist fatigue
- Textured sleeves with extra cushioning for added comfort

| Description | Solid | Stranded | Part No. |
|---|---|---|---|
| Reflex™ Premium T®-Stripper Wire Stripper | 10-18 AWG | 12-20 AWG | **45-415** |
| | 14-24 AWG | 16-26 AWG | **45-416** |
| | 22-30 AWG | 24-32 AWG | **45-417** |
| | 6-14 AWG | 8-16 AWG | **45-418** |
| Reflex™ Premium T®-Stripper – Metric | 0,5mm²-4,0mm² | | **45-425-341** |

## T-90™ Wire Stripper



- Patented bent nose design for easy, long reach into confined spaces
- Quickly removes jacket with precision cut and straight pull
- Less fatigue with straight pull versus the side twist wrist motion
- Corrosion-resistant, black oxide finish
- Tough steel construction with sheer-type blades

| Description | Solid | Stranded | Part No. |
|---|---|---|---|
| T-90™ Bent Nose 12-2 NM Wire Stripper | 12 - 2 AWG | 18 AWG | **45-649** |

## NM Cable Dual-Hole T®-Stripper Wire Strippers




- Stripping holes for stripping two 12 AWG or two 14 AWG wires simultaneously
- Ability to strip both conductor wires of NM cable at one time

| Description | Solid | Part No. |
|---|---|---|
| Premium T®-14 T®-Stripper Wire Stripper | 12 or 14 AWG | **45-247** |
| 14/2 NM Cable T®-Stripper Wire Stripper | | **45-248** |
| 12/2 NM Cable T®-Stripper Wire Stripper | | **45-249** |

## 1000V Insulated Wire Stripper



- UL Classified
- High visibility, double insulated handles provide safety, comfort and control

| Description | Part No. |
|---|---|
| 1000V Insulated Wire Stripper | **45-9120** |

## 7-in-1 Stripper



- Versatile, seven-function tool features precision-ground stripping blades, cushioned grips and plier nose
- Crimps bare and insulated terminals for 10–22 AWG wire, RG-59 coax connectors and 7 to 8mm auto ignition connectors
- Cuts unhardened wire, bolts and screws (4-40, 6-32, 8-32, 10-24 and 10-32) and reforms threads
- Cuts stranded, solid, NM wire and U.F. wire to 8 AWG

| Description | Solid | Stranded | Part No. |
|---|---|---|---|
| 7-in-1 Stripper | 8 - 16 AWG | 10 - 18 AWG | **45-777** |

## V-Notch Stripper



- Cuts copper or aluminum wire, solid or stranded
- Rotating cam wheel adjusts to strip 10-24 AWG wire
- Looping holes for solid wire

| Description | Part No. |
|---|---|
| V-Notch Stripper | **45-101** |

## Lil' Ripper Stripper™



- Rips outer jacket of NM cable cleanly and quickly
- Clips outer sheathing to remove excess wire jacket
- V-Notch strips inner wires
- Looping holes loop wire for screw-on connections

| Description | Part No. |
|---|---|
| Lil' Ripper Stripper™ | **45-025** |

## Underground Feeder (UF) Cable Stripper



- Self-adjusting stripping blades automatically select proper position
- Strips 12/2 AWG solid to 14/2 AWG Underground Feeder (UF) Cable
- Strips Twin and Earth cable
- Open-throat construction allows unlimited strip length
- Neatly removes outer cable sheath and inner wire sheathing to desired lengths
- Lightweight, ergonomic design helps reduce user fatigue

| Description | Part No. |
|---|---|
| Underground Feeder Cable Stripper | **45-235** |

## Cable Ripper



- Slits NM cable wire sheathing before stripping wires
- Quick, clean and easy end or mid-run removal of jacket
- Convenient built-in wire gauge

| Description | Part No. |
|---|---|
| Side Entry Cable Ripper | **45-118SRS** |

# T®-Cutter Wire Cutter



- Hardened steel, sheer-type blades
- Spring-loaded automatic opening
- Convenient plier nose for extra gripping strength
- Corrosion-resistant, black oxide finish
- Tough steel construction

| Description | Part No. |
|---|---|
| T®-Cutter Wire Cutter | **45-123** |

# Data T®-Cutter Wire Cutter



- Cuts round communication cable and maintains cable geometry for better cable performance
- Cuts multi-pair cable up to .500 in. (12.7mm) and coaxial cable up to RG-9/U
- Suitable for soft cables (not ACSR)
- Steel reinforced center conductors can be trimmed with bolt cutting holes
- Cushioned comfort grip handles
- Locking latch keeps tool closed in pouch

| Description | Part No. |
|---|---|
| Data T®-Cutter | **45-074** |

# Combo Tool



- Convenient, four-function tool features precision-ground stripping holes and knife-to-anvil cutting blades
- Crimps bare and insulated terminals
- Cuts unhardened bolts (4-40, 6-32, 8-32, 10-24 and 10-32) and reforms threads

| Description | Solid | Stranded | Part No. |
|---|---|---|---|
| Combo Tool | 8-20 AWG | 10-22 AWG | **30-428** |

# Multi-Crimp Strip Tool



- Cuts wire
- Crimps insulated and non-insulated wires
- Cuts bolts
- Strips 10-22 AWG wire

| Description | Part No. |
|---|---|
| Multi-Crimp Strip Tool | **45-778** |

# Coax Strip and Crimp Tool



- Precision, form-ground stripping holes remove outer jacket and insulation from RG-59 and RG-6 coaxial cable
- Durable blades cut copper-coated steel conductors
- Three crimping nests for crimping F-connectors and ring terminals

| Description | Part No. |
|---|---|
| Coax Strip & Crimp Tool | **30-433** |

# Round Cable Slitting and Ringing Tools

- Cuts around cable jacket as well as slits the length of jacket for easy removal
- Use with single or multiple conductor cable up to 1.50 in. O.D.
- Blade adjusts for jacket thicknesses up to .125 in.
- Spare blade in handle base




| Description | Replacement Blades | Part No. |
|---|---|---|
| Cable Stripper for 1/4 in. to 3/4 in. O.D. | L-7486* | **45-128** |
| Cable Stripper for 3/4 in. to 1-1/2 in. O.D. | | **45-129** |

*Two Blades/package

# Made in the U.S.A.

At a time when some companies are taking manufacturing jobs overseas, our commitment to American-made quality and homegrown manufacturing has never been stronger. At IDEAL, we are committed to American quality and the American electrician.

With forging facilities in Colorado Springs, Colorado and our efficient manufacturing and distribution center in Sycamore, Illinois, IDEAL Electrical pliers are crafted with American steel right here in the U.S.A. for quality and performance you can trust.

IDEAL Electrical is proud to be part of IDEAL INDUSTRIES INC., a family-owned, blue-collar American company that believes in serving the hardest working tradesmen in the world.





Colorado Springs, CO



Sycamore, IL



Pottstown, PA

# Pliers

- Custom alloyed, premium quality tool steel provides excellent cutting performance and commercial use durability
- Precision ground knife-to-knife cutting blades for accurate, quick wire cutting
- Hardened and tempered body and cutting edges for optimum performance
- High leverage pivot design provides great cutting and gripping power




**Made in U.S.A.**

## Grips



**Heavy-Duty Dipped Grip**



**Smart-Grip™ Dual Durometer Molded**



**1000V Grip**



**Color-coding** and **FastFinder™** letter markers on SmartGrip™ handles provide quick tool identification, even by touch!

LIMITED LIFETIME IDEAL WARRANTY



***Lineman's***



***Long Nose***



***Tongue & Groove***



***Cable Cutter***



***Diagonal***



***Crimper***



***Slip-Joint***

# Lineman's Pliers

- Knife-to-knife blades provide excellent cutting performance
- Cuts hardened wire, bolts and stainless steel wire



| Description (Smart-Grip™ Handles) | Part No. |
|---|---|
| 9-1/2 in. Lineman's Plier w/New England nose and crimping die | 30-3430 |
| **Description (Dipped-Grip Handles)** | **Part No.** |
| 9-1/2 in. Lineman's Plier w/New England nose, crimping die and fish tape puller | 30-430 |

# Long-Nose Pliers

- Narrow profile head designed for working in tight areas
- Serrated jaws provide secure gripping surface
- Drop-forged, high-carbon steel construction
- Blades provide excellent cutting performance
- Laser-hardened blades cut hardened wire, bolts and stainless steel wire



| Description (Smart-Grip™ Handles) | Part No. |
|---|---|
| 8-1/2 in. Long-Nose Pliers w/Cutter | 35-3038 |
| **Description (Dipped-Grip Handles)** | **Part No.** |
| 6 in. Long-Nose Pliers w/Cutter | 35-036 |
| 8-1/2 in. Long-Nose Pliers w/Cutter | 35-038 |

# Diagonal-Cutting Pliers

- Knife-to-knife blades provide excellent cutting performance
- High-leverage design provides more cutting power
- Models 35-029 and 35-3029 feature a convenient angled head for hard-to-reach areas and rocking out nails



| Description (Smart-Grip™ Handles) | Part No. |
|---|---|
| 8 in. Diagonal-Cutting Pliers | 35-3028 |
| 8 in. Diagonal-Cutting Pliers w/angled head | 35-3029 |
| **Description (Dipped-Grip Handles)** | **Part No.** |
| 8 in. Diagonal-Cutting Pliers | 35-028 |
| 8 in. Diagonal-Cutting Pliers w/angled head | 35-029 |

# Tongue & Groove Pliers

- Reinforced flange protects against breakage
- Drop-forged, high-carbon steel construction



| Description (Smart-Grip™ Handles) | Jaw Opening | Part No. |
|---|---|---|
| 9-1/2 in. Tongue & Groove Pliers | 2 in. | 35-3420 |
| **Description (Dipped-Grip Handles)** | **Jaw Opening** | **Part No.** |
| 9-1/2 in. Tongue & Groove Pliers | 2 in. | 35-420 |
| 7 in. Tongue & Groove Pliers | 1 in. | 35-426 |
| 10-1/2 in. Tongue & Groove Pliers w/V-Jaw | 2 in. | 35-430 |
| 12 in. Tongue & Groove Pliers | 2-1/4 in. | 35-440 |

# Cable Cutters

- Drop-forged, high-carbon steel construction
- Precision-ground, hardened cutting edges provide accurate cuts without cable distortion
- Cuts 2/0 copper and 4/0 aluminum (not for use on ACSR)



| Description (Smart-Grip™ Handles) | Part No. |
|---|---|
| 9-1/2 in. Cable Cutter | **35-3052** |
| **Description (Dipped-Grip Handles)** | **Part No.** |
| 9-1/2 in. Cable Cutter | **35-052** |

# Multi-Crimp Tools

- Crimps bare or insulated terminals and splices on 10–22 AWG wire
- Knife-to-anvil blades provide long-lasting cutting performance
- High leverage for easy crimping and cutting
- Drop-forged, high-carbon steel construction



| Description (Smart-Grip™ Handles) | Part No. |
|---|---|
| 9-3/4 in. Multi-Crimp Tool | **30-3429** |
| **Description (Dipped-Grip Handles)** | **Part No.** |
| 9-3/4 in. Multi-Crimp Tool | **30-429** |

# Slip-Joint Pliers

- Two position slip joints fit large and small jobs
- Dipped comfort-grip handles for a secure grip
- Flush rivet



**35-100**

| Description | Part No. |
|---|---|
| 6 in. Slip Joint Pliers | **35-100** |
| 8 in. Slip Joint Pliers | **35-102** |

# Tenite® Grips

- Not insulated from electrical shock
- Boil in water to soften for easy installation onto handles



| Description | Part No. |
|---|---|
| Replacement grips for 8 in. or 9 in. pliers (one pair) | **35-008** |

Tenite® is a registered trademark of Eastman Chemical Company.



# Electrical Hand Tools



IDEAL Electrical offers a complete range of specialized hand tools to support the dynamic needs of the professional electrician. With innovative, quality tools for professional performance, backed by one superior brand, IDEAL continues to deliver premium tools in all categories. From screwdrivers, pliers, wrenches, levels to our iconic wire strippers, cutters, saws, and more you can count on IDEAL for all of your professional hand tool needs.

LIMITED LIFETIME IDEAL WARRANTY

# SirNickless™ Cutter

- Handles all common BX, MCAP®, MC and Flex cables
- Blade cuts armor without damage to internal conductors
- Splices cleanly through casings with only a few turns
- Handle knob stores up to six replacement blades
- Cutter comes with one blade installed




| Description | Quantity | Part No. |
|---|---|---|
| Rotary Armored Cable Cutter | — | **35-782** |
| Replacement Blades | 5/pack | **35-781** |
| | 1/pack | **35-781-1** |

MCAP® is a registered trademark of Southwire Company.

# Mechanical Indentor and Crimp Tool



- Use with aluminum (6 AWG to 4/0) and copper (8 AWG to 250 KCMIL) wires
- Adjustable crimping nests with clearly marked gauges
- Lightweight and easy to operate
- Rugged cast steel construction for long-term durability

| Description | Part No. |
|---|---|
| Mechanical Indentor & Crimp Tool | **88-843** |

# Ratchet Crimp Tool



- Crimps insulated or bare terminals and splices on 10–22 AWG wire
- Ratchet action prevents release prior to crimp connection – helps ensure uniform crimps
- Vinyl-coated handles provide a solid, comfortable grip

| Description | Part No. |
|---|---|
| Ratchet Crimp Tool | **83-001** |

# Four-Way Crimp Tool



- Design ensures even compression and reliable connections
- Spring-loaded, cam-actuated plungers
- Fingertip adjustment for two connector sizes

| Description | Part No. |
|---|---|
| Four-Way Crimp Tool for use with Buchanan 2006S and 2011S Crimp Connectors | **C-24** |

# IDEAL Wipes Multi-Purpose Towels




- Durable pre-moistened fabric scrubs without tearing
- Cleans dirt, grease, lube and grime from most surfaces
- Infused with natural hand moisturizers and Vitamin E, orange citrus scent
- Meets California C.A.R.B. standards
- Available bracket for easy access storage

| Description | Part No. |
|---|---|
| IDEAL Wipes, 12 in. x 9 in. (82/can) | **38-500** |
| IDEAL Wipes Canister Bracket | **38-500BR** |

# Aviation Tin Snips

- Labor-saving design cuts straight, left and right, with one tool
- Chrome-molybdenum steel forged blades for strength and durability
- Serrated edges provide a stable hold when cutting




| Description | Part No. |
|---|---|
| Aviation Tin Snips | **35-001** |

## Drop-Forged Hammer



- One-piece drop-forged, tempered-steel polished head and handle
- Long, straight claws simplify removal of electrical fixtures
- Comfortable, perforated anti-vibe grips

| Description | Part No. |
|---|---|
| 18 oz. x 12-1/2 in. Drop-Forged Handled Hammer | **35-210** |

## Torpedo Level



- 9 in. aluminum frame with magnetic and V-grooved edges
- Windows provide easy reading of plumb level and 45° angle
- Three rare earth magnets for strong cling to conduit

| Description | Part No. |
|---|---|
| 9 in. Torpedo Level | **35-205** |

## Adjustable Wrenches



**35-021**

- Forged steel construction with narrow profile head reaches into tight spaces
- Tight tolerance on thumbscrew will not loosen or wobble with use
- Extra wide jaw capacity with standard and metric markings

| Description | Jaw Capacity | Part No. |
|---|---|---|
| 6 in. Adjustable Wrench | 7/8 in. | **35-019** |
| 8 in. Adjustable Wrench | 1-1/8 in. | **35-020** |
| 10 in. Adjustable Wrench | 1-5/16 in. | **35-021** |

## Center Punch



- Accurately start drilling holes on steel surfaces
- One-piece construction
- Hardened and tempered for long life

| Description | Part No. |
|---|---|
| Center Punch | **35-192** |

## Chisels



**35-187**



**35-189**

- Hardened and tempered for long life
- Use Wood Chisel by hand or mallet

| Description | Part No. |
|---|---|
| Cold Chisel (for cutting cold metals) | **35-187** |
| Wood Chisel | **35-189** |

## Measuring Tapes



**35-242**



**35-238**




**Magnetic-tipped end hook**

- Measurement marks on both sides of tape
- Blade automatically stays out when extended
- Push button for smooth blade retraction
- Comfortable, shock-resistant rubber grip

| Description | Tape Width | Part No. |
|---|---|---|
| Auto-Lock Tape Measure - 25 ft. | 1 in. | **35-242** |
| Automatic Blade Lock w/Magnetic-Tip - 30 ft. | 1 in. | **35-238** |

## Electric Engraving Tool



- Engraves metal, glass, stone, ceramics, plastics, hard rubber, wood and many other hard materials
- Unique design reduces bouncing and provides smooth, easy writing; operating at 7,200 strokes per minute
- Stroke adjusts to vary depth of mark
- Includes carbide-tipped point for normal markings
- Diamond point available for engraving extra-hard materials (50 to 64 Rockwell, scale C)

| Description | Part No. |
|---|---|
| Engraver w/carbide-tipped point & 3-conductor grounded cord (7 ft.) & plug — 120V, 60 Hz | **11-113** |
| Carbide-Tipped replacement point  | **11-200** |
| Diamond replacement point  | **11-201** |

## Hex-Key Sets




- High-quality steel construction
- Dual-durometer, slip-resistant grip

| Description | Part No. |
|---|---|
| 4 in. handle w/nine 3-in. keys (5/64 in., 3/32 in., 7/64 in., 1/8 in., 9/64 in., 5/32 in., 3/6 in., 7/32 in. & 1/4 in.) | **35-146** |
| 5-1/4 in. handle w/five 5-in. keys (3/16 in., 7/32 in., 1/4 in., 5/16 in. & 3/8 in.) | **35-147** |

## Folding Saw



- Light-weight, heavy-duty die cast construction
- Ergonomic rubber comfort grip
- Blade safely and conveniently folds down in handle
- Accepts most standard 6 in. recip blades

| Description | Part No. |
|---|---|
| Folding Saw | **35-274** |

## Utility Knife



- Quick-change retractable blade system – no disassembly required
- Built in pull-line cutter
- Includes three blades in storage compartment

| Description | Replacement Blades | Part No. |
|---|---|---|
| Utility Knife | **35-301*** | **35-300** |

*Five universal blades per package.

## Jab Saw



- Ergonomic, textured non-slip grip w/plunge-tip design
- Wallboard blade
- Weighted head provides superior balance

| Description | Part No. |
|---|---|
| Jab Saw | **35-275** |

## Pocket Knives




- 2-1/4 in. blade locks in position
- High-carbon stainless steel blade construction for extra strength and durability
- Durable non-slip handle
- Brass liners

| Description | Blade Type | Part No. |
|---|---|---|
| Electrician's Knife | Spear point and Screwdriver | **35-285** |
| Hawkbill Knife | Curved | **35-286** |
| Lineman's Jack Knife | Sheepfoot | **35-287** |

## Heavy-Duty Hacksaw



- Cushioned ergonomic grip for performance and comfort
- Rugged frame provides lightweight rigidity and exceptional control
- Includes 12 in. x 24T bi-metal blade, stores up to nine extra blades
- Blades can be adjusted to 55° angle for flush cutting and tensioned to 30,000 psi

| Description | Part No. |
|---|---|
| Heavy-Duty Hacksaw | **35-260** |

## Ergonomic Hacksaw



- Angled handle for easier cutting
- Blade can easily be adjusted for flush cutting
- Easy tensioning wing-nut keeps blades tight for straighter cuts
- Cushioned ergonomic grip for performance and comfort

| Description | Part No. |
|---|---|
| Ergonomic Hacksaw with 12 in. x 24T bi-metal blade | **35-261** |

## Hacksaw Blades



- Bi-metal blades provide strength, flexibility and long life

| Description | Quantity | Part No. |
|---|---|---|
| 12 in. x 18T Blades | 10 | **35-271** |
| 12 in. x 24T Blades | 10 | **35-272** |
| 12 in. x 32T Blades | 10 | **35-273** |
| 12 in. x 18T Blades | 100 | **35-262** |
| 12 in. x 32T Blades | 100 | **35-264** |

# Cable Cutters





The IDEAL focus on innovation is demonstrated by the PowerBlade™ line of cable cutters. Chucked into virtually any drill these robust cutters save time and money for utilities and commercial electricians.

*Drill not included.

# Big Kahuna™ Cable Cutter

- Fits most standard power drills
- Jaw opening of 3-1/2 in.
- Cuts copper cable up to 1250 MCM and aluminum cable up to 1250 MCM
- Specially hardened, rounded blades minimize cable distortion for professional quality

| Description | Replacement Blade* | Part No. |
|---|---|---|
| Big Kahuna™ Cable Cutter | **KB-0276R** | **35-076** |

*Two blades per package, 1 upper blade and 1 lower blade.



(Drill not included)

# PowerBlade™ 750 Cable Cutter

- Fits most standard power drills
- Jaw opening of 1-1/2 in.
- Cuts copper cable up to 750 MCM and aluminum cable up to 1000 MCM
- Specially hardened, rounded blades minimize cable distortion for professional quality

| Description | Replacement Blade* | Part No. |
|---|---|---|
| PowerBlade™ 750 Cable Cutter | **K-8906R** | **35-078** |

*Two blades per package, 1 upper blade and 1 lower blade.



(Drill not included)

# Merlin™ ACSR Cable Cutter

- Fits most standard power drills
- Jaw opening of 3/4 in. for precision and accuracy
- Especially designed for reinforced aluminum cable
- Cuts up to Merlin ACSR cable size or 250 MCM Copper or Aluminum

| Description | Replacement Blade* | Part No. |
|---|---|---|
| Merlin™ ACSR Cable Cutter | **KB-0278R** | **35-077** |

*Two blades per package, 1 upper blade and 1 lower blade.



(Drill not included)

# PowerBlade™ Cable Cutter Replacement Parts

| Replacement Parts | Part No. |
|---|---|
| Gearbox Assembly | **H-3400** |

| Replacement Parts | Part No. |
|---|---|
| PowerBlade™ Replacement Folding Assembly | **H-3507** |
| PowerBlade™ Replacement Torque Arm Assembly | **K-8909** |

CHECK OUT OUR POWERBLADE VIDEOS AT WWW.IDEALIND.COM

## Ratcheting Cable Cutter



- Cuts hard drawn copper up to 400 KCMIL (MCM) and soft copper, aluminum and multiple conductor cable up to 600 KCMIL (MCM)
- Hardened steel blades ensure consistent cuts and long-term durability
- Rounded blade design minimizes cable distortion during cutting
- Quick release mechanism simplifies blade back-out
- Locking mechanism keeps handles closed for easy storage

| Description | Part No. |
|---|---|
| 400 KCMIL (MCM) Ratcheting Cable Cutter* | **35-056** |
| Replacement blade (movable side only) | **35-085** |

*Max. Jaw Opening - 2 in. Not for cutting steel or ACSR.

## Long-Arm Cable Cutters



- High strength forged blades for ultimate durability
- Precision-ground jaws make clean cuts with minimal cable distortion
- Replaceable blades
- For copper and aluminum only.
  Not designed for steel or ACSR.

| Description | Length | Replacement Head | Part No. |
|---|---|---|---|
| 250 MCM Long-Arm Cable Cutter | 14 in. | **35-031B** | **35-031** |
| 500 MCM Long-Arm Cable Cutter | 22 in. | **35-032B** | **35-032** |
| 1000 MCM Long-Arm Cable Cutter | 32 in. | **35-033B** | **35-033** |

**CAUTION: Comfort-grip handles are not designed for protection against electrical shock. Do not use on live circuits.**

## BigFoot™ Ratcheting Cable Cutter

- Designed to cut 750 KCMIL (MCM) and smaller hard-drawn copper and aluminum cables
- Hardened steel blades ensure consistent cuts and long-term durability
- Rounded blade design minimizes cable distortion during cutting
- Quick release mechanism simplifies blade back-out
- Locking mechanism keeps handles closed for easy storage
- Molded-in foot provides stability and leverage when making multiple cuts




Molded foot for stability and leverage.

| Description | Part No. |
|---|---|
| 750 KCMIL (MCM) Ratcheting Cable Cutter* | **35-053** |
| Replacement blade (movable side only) | **35-057** |

*Max. Jaw Opening - 2 in. Not for cutting steel or ACSR.

# Screwdriver Types



### Specialty
- Top quality screwdrivers designed especially for the professional electrician
- Multi-functional for all your fastening needs

### Cushioned-Grip
- Cushioned-grip provides comfort and maximum torque
- Blasted tip helps prevent plate chipping
- Nickel chrome steel shank for maximum strength and durability
- Mini cushioned-grip tightens small fasteners easily and accurately

### Nutdrivers
- Hollow shanks handle longer bolts
- Available in long lengths to accommodate extra long bolts
- Cushioned-gripped for comfort and maximum torque

LIMITED LIFETIME IDEAL WARRANTY






# Screwdriver Advanced Features

### Specialty



Patented Wire Connector Wrench in handle



Accu-Loop™ Wire Looping Holes make perfect loops!

### Cushioned-Grip




FastFinder™ icon shows tip type on handle end



Combo Head™ tip ensures full fastener engagement

## 21-in-1 Twist-a-Nut™ Ratcheting Screwdriver



- Patented Wire Connector Wrench accepts a wide variety of connectors and reduces finger fatigue
- Pro-quality, 28 tooth, all metal ratchet can handle 225 lbs. of torque without failure
- Ergonomic, slip-free textured grip provides excellent torque and is impervious to perspiration, gas, oil and chemicals
- Multiple bit storage unit in handle
- Bits included: #1 Phillips, #2 Phillips, #3 Phillips, 3/16" Slotted, 1/4" Slotted, 5/16" Slotted, #1 Square, #2 Square, #15 Star, #20 Star, #25 Star, #30 Star, 3/32" Hex, 1/8" Hex, 3/16" Hex, 5/32" Hex, 1/4" Nut, 5/16" Nut and 7/16" Nut

| Description | Part No. |
|---|---|
| 21-in-1 Twist-a-Nut™ Screwdriver | **35-688** |

## 7-in-1 Twist-a-Nut™ Screwdriver



- Patented Wire Connector Wrench accepts a wide variety of connectors and reduces finger fatigue
- Ergonomic, slip-free textured grip provides excellent torque and is impervious to perspiration, gas, oil and chemicals
- Handle is interchangeable with conduit deburrer head (#35-096) and 6-in-1 Tap Tool (#35-922)
- Bits included: 1/4 in. Slotted, 3/16 in. Slotted, #1 Phillips, #2 Phillips, 1/4 in. Nutdriver and 5/16 in. Nutdriver

| Description | Part No. |
|---|---|
| 7-in-1 Twist-a-Nut™ Screwdriver/Nutdriver | **35-908** |
| Replacement Handle | **K-8964** |

## 9-in-1 Ratch-a-Nut™ Screwdriver



- Patented Wire Connector Wrench accepts a wide variety of connectors and reduces finger fatigue
- Pro-quality, 28 tooth, all metal ratchet can handle 225 lbs. of torque without failure
- Ergonomic, slip-free textured grip provides excellent torque and is impervious to perspiration, gas, oil and chemicals
- Accepts Twist-a-Nut™ replacement bits
- Bits included: 1/4 in. Slotted, 3/16 in. Slotted, #1 Phillips, #2 Phillips, 1/4 in. Nutdriver, 5/16 in. Nutdriver, and 7/16 in. Nutdriver

| Description | Part No. |
|---|---|
| 9-in-1 Ratch-a-Nut™ Screwdriver | **35-988** |

## 6-in-1 Twist-a-Nut™ Tap Tool



- Forms new threads, re-forms burred threads and cleans out obstructions
- Reversible, high-carbon tap with three clearly marked thread sizes on each end
- Handle is interchangeable with 7-in-1 Screwdriver (#35-908) and Conduit Deburrer (#35-083)
- Includes: 6-32, 8-32 & 10-32 on one tapping side and 10-24, 12-24 & 1/4-20 on other side

| Description | Part No. |
|---|---|
| 6-in-1 Twist-a-Nut™ Tapping Tool | **35-922** |
| Replacement collar and six taps  | **35-923** |

## Replacement Tips (for 7-in-1 Twist-a-Nut™ and 9-in-1 Ratch-a-Nut™ Screwdrivers)

| Description | Part No. |
|---|---|
| 1/4 in. Slotted – #2 Phillips  | **35-911** |
| 3/16 in. Slotted – #1 Phillips  | **35-912** |
| 1/4 in. Slotted – #2 Square  | **35-913** |
| 3/16 in. Slotted – #1 Square  | **35-914** |
| #15 & #10 Star  | **35-915** |

# Twist-a-Nut™ Conduit Deburring Tools



- Deburrs inside and outside edges of 1/2 in., 3/4 in. and 1 in. thin wall conduit
- Hooded tip tightens EMT fitting set screws without slipping
- Square tip "seats" much more quickly on fitting screws than slotted version
- Head removes and is interchangeable with IDEAL 7-in-1 Twist-a-Nut™ Screwdriver shaft (#35-908)
- Head can be used at low speed setting in drill or cordless screwdriver

| Description | Tip Type | Part No. |
|---|---|---|
| Conduit Deburring Tool | Slotted | **35-083** |
| Conduit Deburring Tool | #2 Square | **35-075** |
| Conduit Deburring Tool (head only) | Slotted | **35-096** |
| Conduit Deburring Replacement Blade | | **35-097** |
| Conduit Deburring Tool (head only) | #2 Square | **35-098** |

# Twist-a-Nut™ Conduit Wiring Kit



- Includes:
  - Twist-a-Nut™ Screwdriver (35-908)
  - Twist-a-Nut™ Deburring Head - Square Tip (35-098)
  - Twist-a-Nut™ Tap Tool Shaft (35-923)
  - Three Spare Bits – 1/4 in. Slotted & #2 Square, 3/16 in. Slotted & #1 Square, #10 & #15 Star
  - 8-Pocket Carrying Pouch (35-927)
- Nylon carrying pouch with metal belt clip holds all three Twist-a-Nut™ tools plus room for four replacement bits or taps

| Description | Part No. |
|---|---|
| Twist-a-Nut™ Conduit Wiring Kit | **35-926** |
| Twist-a-Nut™ Carrying Pouch only | **35-927** |

# Twist-a-Nut™ Pro Electrician's Screwdrivers



- Vapor-blasted tip improves screw grip
- Tough, chrome vanadium steel shank

| Description | Part No. |
|---|---|
| #2 x 6 in. Square Twist-a-Nut™ Pro Electrician's Screwdriver | **30-330** |
| 1/4 in. x 4 in. Slotted Twist-a-Nut™ Pro Electrician's Screwdriver | **30-331** |
| 1/4 in. x 6 in. Slotted Cabinet Tip Twist-a-Nut™ Pro Electrician's Screwdriver | **30-333** |

# 11-in-1 Screwdriver/Nutdriver



- Includes: 1/4 in. Slotted, 3/16 in. Slotted, #2 Phillips, #1 Phillips, #1 Square, #2 Square, #15 Star, #10 Star, 5/16 in. Nutdriver & 1/4 in. Nutdriver
- Cushioned grip for comfort and performance
- Accu-Loop™ Wire looping holes

| Description | Part No. |
|---|---|
| 11-in-1 Screwdriver/Nutdriver | **35-910** |
| **Replacement Bits** | **Part No.** |
| 1/4 in. Slotted - #2 Phillips (2/pack) | **35-940** |
| 3/16 in. Slotted - #1 Phillips (2/pack) | **35-941** |
| #1 & #2 Square (2/pack) | **35-942** |
| #15 & #10 Star (2/pack) | **35-943** |

## 8-Piece Cushioned-Grip Screwdriver Set



| Description | Part No. |
|---|---|
| 8-Piece Screwdriver Set | **35-298** |
| **Set Includes:** | |
| #1 Phillips | **35-193** |
| 3/16 in. Slotted | **35-183** |
| #2 Phillips | **35-194** |
| 1/4 in. Heavy-Duty Round Keystone | **35-164** |
| 1/4 in. Heavy-Duty Square Keystone | **35-154** |
| 3/16 in. Cabinet | **35-186** |
| 1/4 in. Heavy-Duty Cabinet | **35-151** |
| 5/16 in. Heavy-Duty Keystone | **35-166** |

## 7-Piece Cushioned-Grip Screwdriver Set



| Description | Part No. |
|---|---|
| 7-Piece Screwdriver Set | **35-1298** |
| **Set Includes:** | |
| #1 Phillips | **35-193** |
| 1/4 in. Heavy-Duty Cabinet | **35-150** |
| #2 Phillips | **35-194** |
| 1/4 in. Heavy-Duty Square Keystone | **35-154** |
| 3/16 in. Cabinet | **35-183** |
| 1/4 in. Heavy-Duty Cabinet | **35-156** |
| 3/16 in. Heavy-Duty Keystone | **35-186** |

## 5-Piece Cushioned-Grip Screwdriver Set



| Description | Part No. |
|---|---|
| 5-Piece Screwdriver Set | **35-297** |
| **Set Includes:** | |
| #2 Phillips | **35-194** |
| 1/4 in. Heavy-Duty Square Keystone | **35-154** |
| 3/16 in. Cabinet | **35-186** |
| 1/4 in. Heavy-Duty Cabinet | **35-151** |
| 5/16 in. Heavy-Duty Keystone | **35-166** |

## 4-Piece Mini Cushioned-Grip Screwdriver Set

- Set Includes: #0 Phillips, 1/16 in. Keystone, 3/32 in. Cabinet and 1/8 in. Cabinet



| Description | | Part No. |
|---|---|---|
| 4-Piece Screwdriver Set | **SOLD ONLY AS A SET** | **35-1301** |

## 2-Piece Stubby Cushioned-Grip Screwdriver Set

- Set Includes: #2 Phillips and Keystone



| Description | | Part No. |
|---|---|---|
| 2-Piece Stubby Screwdriver Set | **SOLD ONLY AS A SET** | **35-1300** |

# Phillips Cushioned-Grip Screwdrivers



| Description | Blade Length | Handle Length | Overall Length | Part No. |
|---|---|---|---|---|
| #1 Phillips | 3 in. | 3-3/4 in. | 6-3/4 in. | **35-193** |
| #2 Phillips | 1-1/2 in. | 1-15/16 in. | 3-7/16 in. | **35-191** |
| #2 Phillips | 4 in. | 4-5/16 in. | 8-5/16 in. | **35-194** |
| #2 Phillips | 6 in. | 4-5/16 in. | 10-5/16 in. | **35-195** |
| #3 Phillips | 6 in. | 5-23/64 in. | 11-23/64 in. | **35-196** |

# Square Cushioned-Grip Screwdrivers



| Description | Blade Length | Handle Length | Overall Length | Part No. |
|---|---|---|---|---|
| #0 Square | 4 in. | 4-5/16 in. | 8-5/16 in. | **35-690** |
| #1 Square | 4 in. | 4-5/16 in. | 8-5/16 in. | **35-691** |
| #1 Square | 8 in. | 4-5/16 in. | 12-5/16 in. | **35-692** |
| #2 Square | 4 in. | 4-5/16 in. | 8-5/16 in. | **35-693** |
| #2 Square | 8 in. | 4-5/16 in. | 12-5/16 in. | **35-694** |
| #3 Square | 4 in. | 4-5/16 in. | 8-5/16 in. | **35-695** |

# Cabinet Cushioned-Grip Screwdrivers



| Description | Blade Length | Handle Length | Overall Length | Part No. |
|---|---|---|---|---|
| 3/16 in. shank and tip | 3 in. | 3-3/4 in. | 6-3/4 in. | **35-183** |
| 3/16 in. shank and tip | 4 in. | 3-3/4 in. | 7-3/4 in. | **35-184** |
| 3/16 in. shank and tip | 6 in. | 3-3/4 in. | 9-3/4 in. | **35-186** |
| 3/16 in. shank and tip | 8 in. | 3-3/4 in. | 11-3/4 in. | **35-188** |
| 3/16 in. shank and tip | 10 in. | 3-3/4 in. | 13-3/4 in. | **35-190** |

# Heavy-Duty Cabinet Cushioned-Grip Screwdrivers



| Description | Blade Length | Handle Length | Overall Length | Part No. |
|---|---|---|---|---|
| 1/4 in. shank and tip | 4 in. | 4-5/16 in. | 8-3/8 in. | **35-150** |
| 1/4 in. shank and tip | 6 in. | 4-5/16 in. | 10-3/8 in. | **35-151** |
| 1/4 in. shank and tip | 8 in. | 4-5/16 in. | 12-3/8 in. | **35-152** |

# Heavy-Duty Round Shaft Keystone Cushioned-Grip Screwdrivers



| Round Shank | Blade Length | Handle Length | Overall Length | Part No. |
|---|---|---|---|---|
| 1/4 in. shank and tip | 1-1/2 in. | 1-15/16 in. | 3-7/16 in. | **35-161** |
| 1/4 in. shank and tip | 4 in. | 4-5/16 in. | 8-5/16 in. | **35-164** |
| 5/16 in. shank and tip | 6 in. | 5-11/32 in. | 11-11/32 in. | **35-166** |
| 3/8 in. shank and tip | 8 in. | 5-11/32 in. | 13-11/32 in. | **35-168** |

# Heavy-Duty Square Shaft Keystone Cushioned-Grip Screwdrivers



| Square Shank | Blade Length | Handle Length | Overall Length | Part No. |
|---|---|---|---|---|
| 1/4 in. shank and tip | 4 in. | 4-5/16 in. | 8-5/16 in. | **35-154** |
| 5/16 in. shank and tip | 6 in. | 5-11/32 in. | 11-11/32 in. | **35-156** |
| 3/8 in. shank and tip | 8 in. | 5-11/32 in. | 13-11/32 in. | **35-158** |

# Combo Head™ Cushioned-Grip Screwdriver



Patented Combo Head™ tip ensures full fastener engagement

- Designed to accurately and securely fit most fasteners
- Patented design

| Description | Blade Length | Handle Length | Overall Length | Part No. |
|---|---|---|---|---|
| Combo Head™ Cushioned-Grip Screwdriver | 4 in. | 4-5/16 in. | 8-5/16 in. | **35-204** |

# Quick Rotating Screwdriver



- Ideal for threading screws in switches, fixtures and anchors
- Quick and easy crank action

| Description | Blade Length | Handle Length | Overall Length | Part No. |
|---|---|---|---|---|
| Cabinet Quick Rotating Screwdriver | 5-9/16 in. | 3-3/4 in. | 9-3/8 in. | **35-200** |
| Phillips Quick Rotating Screwdriver | 5-5/8 in. | 4-5/16 in. | 9-15/16 in. | **35-203** |

# Awl



- Heavy-duty construction for piercing, punching and scribing

| Description | Blade Length | Handle Length | Overall Length | Part No. |
|---|---|---|---|---|
| Awl | 3 in. | 3-3/4 in. | 6-3/4 in. | **35-202** |

# Grip-n-Screw™ Screwdriver



- Holds screw when collar is extended
- Non-magnetic screw-holding screwdriver

| Description | Blade Length | Handle Length | Overall Length | Part No. |
|---|---|---|---|---|
| 3/16 Slotted Grip-n-Screw™ Screwdriver | 5-7/8 in. | 3-3/4 in. | 9-5/8 in. | **35-406** |
| #2 Phillips Grip-n-Screw™ Screwdriver | 6-7/8 in. | 4-15/16 in. | 11-1/4 in. | **35-404** |

# Off-Set Screwdriver Set



- 1/4 in. x 1/4 in. Slotted tips and #1 Phillips x #2 Phillips tips
- Designed to tighten fasteners in hard to reach places

| Description | Overall Length | Part No. |
|---|---|---|
| Off-Set Screwdriver Set | 4 in. | **35-219** |



# Quick-Change Screwdriver



- Patented Sure-Loc™ Quick Change chuck securely holds bits
- Built-in bit storage container in handle holds up to five extra insert bits
- Bits fit most standard multi-bit screwdrivers
- E-Z Spin™ high torque rotating flip cap

| Description | Blade Length | Handle Length | Overall Length | Part No. |
|---|---|---|---|---|
| Quick Change Screwdriver (Driver only) | 3-1/16 in. | 4-3/16 in. | 7-1/4 in. | **35-932** |
| 33-Piece Quick Change Screwdriver Set - Quick Change Screwdriver and 32-Piece Tamper-Proof Bit Block | 3-1/16 in. | 4-3/16 in. | 7-1/4 in. | **35-933** |
| 33-Piece Quick Change Screwdriver Set - Quick Change Screwdriver and 32-Piece Standard Bit Block | 3-1/16 in. | 4-3/16 in. | 7-1/4 in. | **35-934** |
| 32-Piece Tamper-Proof Bit Block | | | | **35-933TP** |
| 32-Piece Standard Bit Block | | | | **35-933STD** |

# 2-Piece Hollow-Shaft Nutdriver Set



- Includes: 1/4 in. Nutdriver & 5/16 in. Nutdriver
- Long shanks useful in deep electrical boxes

| Description | Shank Length | Handle Length | Overall Length | Part No. |
|---|---|---|---|---|
| 2-Piece Nutdriver Set | 5-15/16 in. | 4-5/16 in. | 10-1/4 in. | **35-1302** |

# 2-Piece Stubby Nutdriver Set

- Includes: 1/4 in. Nutdriver & 5/16 in. Nutdriver
- For use in tight spaces



| Description | Blade Length | Handle Length | Overall Length | Part No. |
|---|---|---|---|---|
| 2-Piece Nutdriver Stubby Set | 1-1/2 in. | 2-1/8 in. | 3-5/8 in. | **35-1299** |

# 7-Piece Nutdriver Set



- Set Includes: 3/16 in. 35-290, 1/4 in. 35-291, 5/16 in. 35-292, 11/32 in. 35-293, 3/8 in. 35-294, 7/16 in. 35-295 and 1/2 in. 35-296

| Description | Part No. |
|---|---|
| 7-Piece Nutdriver Set | **35-299** |

# Nutmaster® Nutdrivers



- Model 35-292 fits tan Twister® Wire Connector and 35-295 fits gray Twister® Wire Connectors

| Description | Shank Length | Handle Length | Overall Length | Part No. |
|---|---|---|---|---|
| 3/16 in. | 3 in. | 4-5/16 in. | 7-5/16 in. | **35-290** |
| 1/4 in. | 3 in. | 4-5/16 in. | 7-5/16 in. | **35-291** |
| 5/16 in. | 3 in. | 4-5/16 in. | 7-5/16 in. | **35-292** |
| 11/32 in. | 3 in. | 4-5/16 in. | 7-5/16 in. | **35-293** |
| 3/8 in. | 3 in. | 4-5/16 in. | 7-5/16 in. | **35-294** |
| 7/16 in. | 3 in. | 4-5/16 in. | 7-5/16 in. | **35-295** |
| 1/2 in. | 3 in. | 4-5/16 in. | 7-5/16 in. | **35-296** |

# Slim Electronics Screwdrivers



- Designed for maximum handling comfort when working in tight areas
- Tough, chrome vanadium steel shank
- Phosphate tip for long life
- Color-coded cap for easy identification

| Description | Blade Length | Handle Length | Overall Length | Part No. |
|---|---|---|---|---|
| Cabinet, 3/32 in. | 2-1/2 in. | 3-9/16 in. | 6-1/16 in. | **36-240** |
| Cabinet, 3/32 in. | 3 in. | 3-9/16 in. | 6-9/16 in. | **36-241** |
| Cabinet, 1/8 in. | 4 in. | 3-9/16 in. | 7-9/16 in. | **36-242** |
| Cabinet, 1/8 in. | 6 in. | 3-9/16 in. | 9-9/16 in. | **36-243** |
| Cabinet, 5/32 in. | 4 in. | 3-9/16 in. | 7-9/16 in. | **36-244** |
| Cabinet, 5/32 in. | 6 in. | 3-9/16 in. | 9-9/16 in. | **36-245** |
| Phillips, #0 | 2-1/2 in. | 3-9/16 in. | 6-1/16 in. | **36-246** |
| 7-Piece Set includes one each of 36-240 thru 36-246 | | | | **36-248** |
| 4-Piece Set includes one each of 36-240, -241, -242, & -246 | | | | **36-249** |




*Western Forge's American-made hand tools include pliers, screwdrivers, adjustable wrenches, torque wrenches, screwdrivers, punches and chisels.*

*Its manufacturing plants in Colorado Springs are an American standard of premier metal craftsmanship, offering the latest in forging, heat treatment, handle extrusion, machining and plating operations.*



# Industrial Screwdriver Bits & Accessories

- S2M tool steel, custom heat treated for strength and durability
- All tips are manufactured to tight tolerances to ensure accurate fit and full fastener engagement
- Insert bits have a retaining ring notch
- Power bits have a power locking groove
- 1/4 in. hex body
- Fit most standard multi-bit screwdrivers

Made in U.S.A.



Designed for precision fit and lasting performance.

## Power Bits




## Insert Bits







Torx® is a registered trademark of Acument Intellectual Properties, LLC.

## Combo Head™ Bits



- Patented design tip fits most Phillips screws

| Description | Part No. (Carded) | Part No. (Bulk) |
|---|---|---|
| Combo Drive #2, 1 in. Insert Bit | **78-0105** | **78-0105-25** |
| Combo Drive #2, 2 in. Power Bit | **78-0106** | **78-0106-25** |

## Slotted Bits



- Insert bits have a retaining ring notch, power bits have a power-locking groove

| Description | Part No. (Carded) | Part No. (Bulk) |
|---|---|---|
| Slotted 1/4 in., 1 in. Insert Bit | **78-0209** | — |
| Slotted 1/4 in., 2 in. Power Bit | **78-0210** | — |
| Slotted 1/8 in., 1 in. Insert Bit | **78-0211** | — |
| Slotted 1/8 in., 2 in. Power Bit | **78-0212** | — |
| Slotted 3/16 in., 1 in. Insert Bit | **78-0213** | **78-0213-25** |
| Slotted 3/16 in., 2 in. Power Bit | **78-0214** | **78-0214-25** |
| Slotted 7/32 in., 1 in. Insert Bit | — | **78-0215-25** |
| Slotted 7/32 in., 2 in. Power Bit | — | **78-0216-25** |

## Double-Ended Bits



| Description | Part No. (Carded) | Part No. (Bulk) |
|---|---|---|
| DE Slotted 1/4 in. x #2 Phillips | **78-0102** | **78-0102-25** |
| DE Slotted 1/4 in. x #2 Square | **78-0103** | — |
| DE Square #2 Square x #2 Phillips | — | **78-0104-25** |



Bits fit most standard multi-bit screwdrivers

## Torx® Bits



- Manufactured to tight tolerances to ensure accurate fit and full fastener engagement

| Description | Part No. (Carded) | Part No. (Bulk) |
|---|---|---|
| Torx® 20, 1 in. Insert Bit | **78-0226** | — |
| Torx® 25, 1 in. Insert Bit | **78-0227** | — |
| Torx® 27, 1 in. Insert Bit | **78-0228** | — |
| Torx® 30, 1 in. Insert Bit | **78-0229** | — |
| 7 pc. Torx® Bit Set in Holder | **78-0100** | — |

Torx® is a registered trademark of Acument Intellectual Properties, LLC.

## Tamper-Proof Torx® Bits



| Description | Part No. (Carded) | Part No. (Bulk) |
|---|---|---|
| TP Torx® T20, 1 in. Insert Bit | **78-0230** | — |
| TP Torx® T25, 1 in. Insert Bit | **78-0231** | — |
| TP Torx® T27, 1 in. Insert Bit | **78-0232** | — |
| TP Torx® T30, 1 in. Insert Bit | **78-0233** | — |
| 7 pc. Tamper-Proof Torx® Bit Set in Holder | **78-0101** | — |

Torx® is a registered trademark of Acument Intellectual Properties, LLC.

## Phillips Bits



| Description | Part No. (Carded) | Part No. (Bulk) |
|---|---|---|
| Phillips #1, 1 in. Insert Bit | **78-0200** | **78-0200-25** |
| Phillips #1, 2 in. Power Bit | **78-0201** | **78-0201-25** |
| Phillips #2, 1 in. Insert Bit | **78-0202** | **78-0202-25** |
| Phillips #2, 2 in. Power Bit | **78-0203** | **78-0203-25** |
| Phillips #2, 6 in. Power Bit | **78-0204** | — |
| Phillips #3, 1 in. Insert Bit | **78-0205** | **78-0205-25** |
| Phillips #3, 2 in. Power Bit | **78-0206** | **78-0206-25** |



# Square Bits



- All bits and accessories fit most standard multi-bit screwdrivers and power drills

| Description | Part No. (Carded) | Part No. (Bulk) |
|---|---|---|
| Square #1, 1 in. Insert Bit | **78-0219** | **78-0219-25** |
| Square #1, 2 in. Power Bit | **78-0220** | **78-0220-25** |
| Square #2, 1 in. Insert Bit | **78-0221** | **78-0221-25** |
| Square #2, 2 in. Power Bit | **78-0222** | **78-0222-25** |
| Square #2, 6 in. Power Bit | **78-0223** | — |
| Square #3, 1 in. Insert Bit | **78-0224** | **78-0224-25** |
| Square #3, 2 in. Power Bit | **78-0225** | **78-0225-25** |

# Magnetic Nut Setter



- Variety of sizes for multiple applications

| Description | Part No. (Carded) | Part No. (Bulk) |
|---|---|---|
| Magnetic Nut Setter, 1/4 in. | **78-0111** | **78-0111-10** |
| Magnetic Nut Setter, 3/8 in. | **78-0113** | **78-0113-10** |
| Magnetic Nut Setter, 5/16 in. | **78-0114** | **78-0114-10** |
| Magnetic Nut Setter 3 pk. 1/4 in., 3/8 in., 5/16 in. | **78-0112** | — |

# Quick Change Chuck





- Patented Sure-Loc™ tip clicks bit in place without pulling back collar

| Description | Part No. (Carded) | Part No. (Bulk) |
|---|---|---|
| Quick Change Chuck, 3-3/4 in. | **78-0207** | — |
| Quick Change Chuck, 6 in. (5) | — | **78-0208-5** |

Grandstand Display



Fish Bowl Display




# Magnetic Bit Holder



- Slender extension with powerful magnet to grasp and hold bits

| Description | Part No. (Carded) |
|---|---|
| Magnetic Bit Holder, 4 in. | **78-0107** |
| Magnetic Bit Holder, 6 in. | **78-0108** |

# Socket Adapter



| Description | Part No. (Carded) | Part No. (Bulk) |
|---|---|---|
| Socket Adapter, 1 in. Insert Bit | **78-0217** | **78-0217-25** |
| Socket Adapter, 2 in. Power Bit | **78-0218** | — |

2 ft. Wall Panel



# Insulated Tools

- Double insulated, 1,000V certified
- Meets ASTM F1505-01 and IEC 60900 standards
- Complies with OSHA 1910.335 regulations and NFPA 70E standards
- UL and VDE classified and certified (Pliers and Wire Strippers)
- Serrated jaws provide secure gripping surface
- Cutting jaws and edges laser hardened for greater strength and durability
- High carbon tool steel for precision durability
- Non-slip guard for added safety
- High visibility ergonomic handles for maximum comfort and control
- Textured handles provide a sure grip and are resistant to perspiration, water, oil and chemicals

CLASSIFIED UL

**Pliers only**

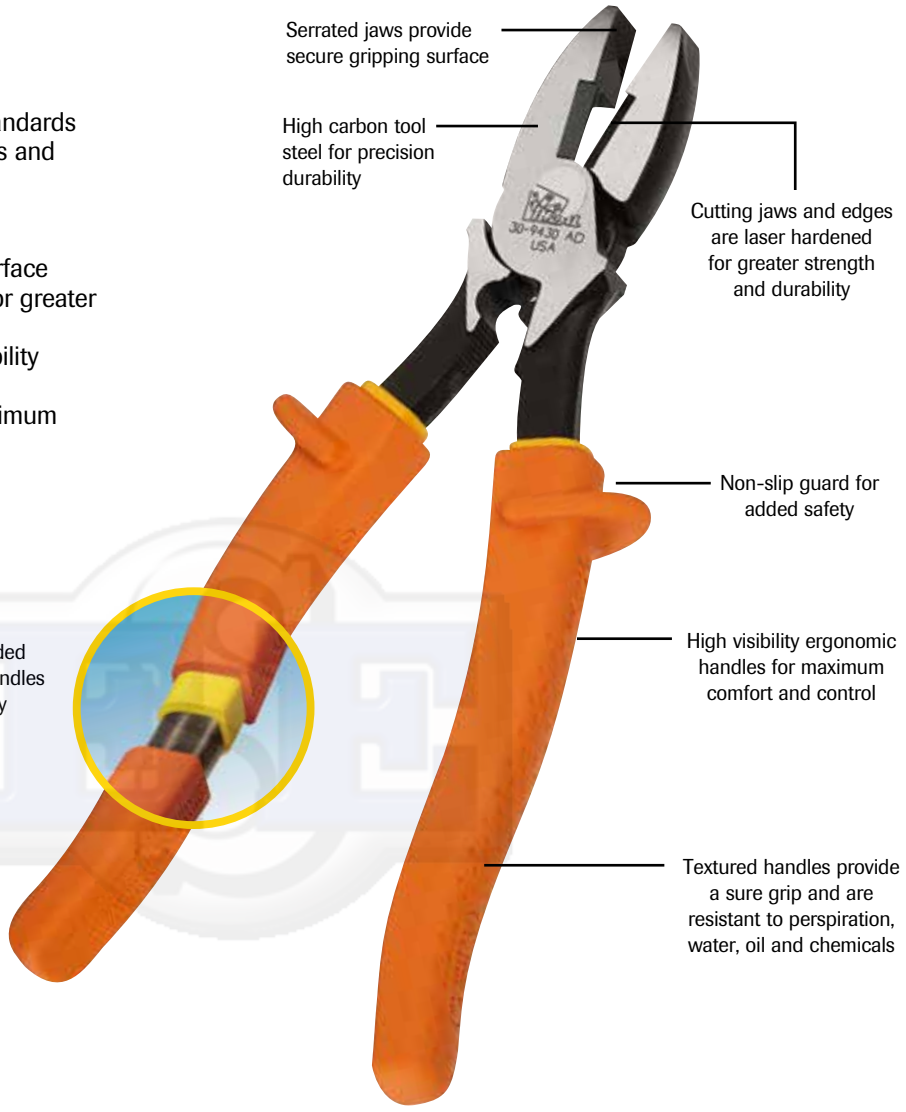


CLASSIFIED UL Our tools are the first to have successfully passed UL classification requirements. Recognized as the undisputed leader in product safety and certification, UL has developed rigorous safety standards for 1000V insulated tools. In order to carry the UL classified mark, tools must be tested by UL to met these standards.

**⚠ Warning** Whenever possible, always de-energize lines and equipment prior to working on or around them. 1000V insulated tools are designed only to reduce the chance of injury where the tool may make contact with an energized source. Work around energized circuits should only be done when absolutely necessary and only by qualified technicians. Property damage, personal injury or death may result if the following warnings are not heeded:

- Do not use any insulated tool if the insulation cracks, breaks or becomes damaged in any way. Destroy all dual-layer tools if the inner yellow layer shows through the orange outer layer.
- Do not touch the uninsulated portion of an insulated tool or any conductive object when either might contact an energized source.
- Tools must be kept clean and dry for proper insulating properties.
- Always inspect insulated tools before use.
- Use additional protection by wearing protective clothing and approved eye protection.
- Always use tools that are specifically designed for the task.
- These tools meet UL 22PP, ASTM F1505-01 and IEC 60900 standards for insulated tools.
- Always follow OSHA 1910 S and NFPA 70E safety requirements when doing electrical work.

# Insulated Screwdrivers & Nutdrivers

IDEAL insulated screwdrivers and nutdrivers are VDE certified to 1000V AC. Each one is designed to meet ASTM F1505-01, EN, DIN and IEC 60 900 test standards.

- Tempered blades are finished with black oxide and super hardened for maximum quality
- Precision ground tips provide secure fit for less spin-out
- Meets OSHA requirements for insulated tools (29 CFR 1910)




**Cutting Jaws**
Induction hardened cutting edges for precise cuts and long life.



**Impact-Resistant**
Designed for the most rugged job site conditions.



**Safety Finger Guard**
Reduces chance of accidental contact with exposed metal tool parts.



## 9-Piece Insulated Tool Kit



| Description | Part No. |
|---|---|
| 9-Piece Insulated Tool Kit (Case Included) | 35-9108 |
| **Kit Includes:** | |
| 9-1/4 in. Insulated Lineman's Pliers | 30-9430 |
| 8 in. Insulated Diagonal Cutting Pliers w/angled head | 35-9029 |
| 8-1/2 in. Insulated Long-Nose Pliers | 35-9038 |
| Insulated T®-Stripper Wire Stripper | 35-9120 |
| Slotted 7/32 in. x 5 in. Insulated Screwdriver | 35-9147 |
| Slotted 1/4 in. x 4 in. Insulated Screwdriver | 35-9150 |
| Slotted 1/4 in. x 6 in. Insulated Screwdriver | 35-9151 |
| Phillips #1 x 3-3/16 in. Insulated Screwdriver | 35-9193 |
| Phillips #2 x 4 in. Insulated Screwdriver | 35-9194 |

## Basic Insulated Tool Kit



| Description | Part No. |
|---|---|
| Basic Insulated Tool Kit (Case Included) | 35-9100 |
| **Kit Includes:** | |
| 9-1/4 in. Insulated Lineman's Pliers | 30-9430 |
| Safe-T-Grip® Fuse Puller, Medium | 34-002 |
| 8 in. Insulated Diagonal Cutting Pliers w/angled head | 35-9029 |
| 8-1/2 in. Insulated Long-Nose Pliers | 35-9038 |
| 9-1/2 in. Insulated Cable Cutter | 35-9052 |
| Slotted 1/4 in. x 4 in. Insulated Screwdriver | 35-9150 |
| Slotted 1/4 in. x 6 in. Insulated Screwdriver | 35-9151 |
| Phillips #2 x 4 in. Insulated Screwdriver | 35-9194 |
| Safety Lockout Padlock, Red | 44-916 |
| Circuit Breaker Lockout | 44-956 |
| Circuit Breaker Lockout | 44-957 |
| Insulated T®-Stripper Wire Stripper | 45-9120 |

## Standard Insulated Tool Kit



| Description | Part No. |
|---|---|
| Standard Insulated Tool Kit (Case Included) | 35-9101 |
| **Kit Includes:** | |
| 9-1/4 in. Insulated Lineman's Pliers | 30-9430 |
| Safe-T-Grip® Fuse Puller, Medium | 34-002 |
| 8 in. Insulated Diagonal Cutting Pliers w/angled head | 35-9029 |
| 8-1/2 in. Insulated Long-Nose Pliers | 35-9038 |
| 9-1/2 in. Insulated Cable Cutter | 35-9052 |
| Slotted 1/4 in. x 4 in. Insulated Screwdriver | 35-9150 |
| Slotted 1/4 in. x 6 in. Insulated Screwdriver | 35-9151 |
| Slotted 5/16 in. x 7 in. Insulated Screwdriver | 35-9166 |
| Slotted 3/8 in. x 8 in. Insulated Screwdriver | 35-9168 |
| Phillips#1 x 3-3/16 in. Insulated Screwdriver | 35-9193 |
| Insulated Skinning Knife | 35-9340 |
| 10 in. Insulated Tongue & Groove Pliers | 35-9430 |
| Safety Lockout Padlock, Red | 44-916 |
| Circuit Breaker Lockout | 44-956 |
| Circuit Breaker Lockout | 44-957 |
| Insulated T®-Stripper Wire Stripper | 45-9120 |
| VoltSensor™ Non-Contact Voltage Tester | 61-063 |

# Journeyman Insulated Tool Kit



| Description | Part No. |
|---|---|
| Journeyman Insulated Tool Kit (Case Included) | 35-9102 |
| **Kit Includes:** | |
| 9-3/4 in. Insulated Multi-Crimp Tool | 30-9429 |
| 9-1/4 in. Insulated Lineman's Pliers | 30-9430 |
| Safe-T-Grip® Fuse Puller, Medium | 34-002 |
| 8 in. Insulated Diagonal Cutting Pliers w/angled head | 35-9029 |
| 8-1/2 in. Insulated Long-Nose Pliers | 35-9038 |
| 9-1/2 in. Insulated Cable Cutter | 35-9052 |
| Slotted 1/4 in. x 4 in. Insulated Screwdriver | 35-9150 |
| Slotted 1/4 in. x 6 in. Insulated Screwdriver | 35-9151 |
| Slotted 5/16 in. x 7 in. Insulated Screwdriver | 35-9166 |
| Slotted 3/8 in. x 8 in. Insulated Screwdriver | 35-9168 |
| Phillips #1 x 3-3/16 in. Insulated Screwdriver | 35-9193 |
| Phillips #2 x 4 in. Insulated Screwdriver | 35-9194 |
| Phillips #3 x 6 in. Insulated Screwdriver | 35-9196 |
| 3/16 in. x 5 in. Insulated Nutdriver | 35-9290 |
| 1/4 in. x 5 in. Insulated Nutdriver | 35-9291 |
| 5/16 in. x 5 in. Insulated Nutdriver | 35-9292 |
| 3/8 in. x 5 in. Insulated Nutdriver | 35-9294 |
| 7/16 in. x 5 in. Insulated Nutdriver | 35-9295 |
| 1/2 in. x 5 in. Insulated Nutdriver | 35-9296 |
| Insulated Skinning Knife | 35-9340 |
| 10 in. Insulated Tongue & Groove Pliers | 35-9430 |
| Safety Lockout Padlock, Red | 44-916 |
| Circuit Breaker Lockout | 44-956 |
| Circuit Breaker Lockout | 44-957 |
| Insulated T®-Stripper Wire Stripper | 45-9120 |
| VoltSensor™ Non-Contact Voltage Tester | 61-063 |

# 9-Piece Insulated Screwdriver Set



| Description | Part No. |
|---|---|
| 9-Piece Insulated Screwdriver Set (hard case included) | 35-9103 |
| **Set Includes:** | |
| Slotted 7/32 in. x 5 in. Insulated Screwdriver | 35-9147 |
| Slotted 1/4 in. x 4 in. Insulated Screwdriver | 35-9150 |
| Slotted 1/4 in. x 6 in. Insulated Screwdriver | 35-9151 |
| Slotted 5/16 in. x 7 in. Insulated Screwdriver | 35-9166 |
| Slotted 3/8 in. x 8 in. Insulated Screwdriver | 35-9168 |
| Phillips #1 x 3-3/16 in. Insulated Screwdriver | 35-9193 |
| Phillips #2 x 4 in. Insulated Screwdriver | 35-9194 |
| Phillips #3 x 6 in. Insulated Screwdriver | 35-9196 |
| Square #0 x 4 in. Insulated Screwdriver | 35-9690 |

# 2-Piece Insulated Screwdriver Set



| Description | Part No. |
|---|---|
| 2-Piece Insulated Set | 35-9305 |
| **Set Includes:** | |
| Slotted 1/4 in. x 4 in. Insulated Screwdriver | 35-9150 |
| Phillips #2 x 4 in. Insulated Screwdriver | 35-9194 |

# 7-Piece Insulated Nutdriver Set



| Description | Part No. |
|---|---|
| 7-Piece Insulated Nutdriver Set (hard case included) | **35-9104** |
| **Set Includes:** | |
| 3/16 in. x 5 in. Insulated Nutdriver | **35-9290** |
| 1/4 in. x 5 in. Insulated Nutdriver | **35-9291** |
| 5/16 in. x 5 in. Insulated Nutdriver | **35-9292** |
| 3/8 in. x 5 in. Insulated Nutdriver | **35-9294** |
| 7/16 in. x 5 in. Insulated Nutdriver | **35-9295** |
| 1/2 in. x 5 in. Insulated Nutdriver | **35-9296** |
| 9/16 in. x 5 in. Insulated Nutdriver | **35-9297** |

# Insulated Tool Kit Cases




| Description | Part No. |
|---|---|
| Soft Zipper Case for Basic Kit (35-9100 & 35-9108) | **35-9350** |
| Soft Zipper Case for Standard Kit (35-9101) | **35-9351** |
| Soft Zipper Case for Journeyman Kit (35-9102) | **35-9352** |

# Insulated Screwdrivers



| Description | Part No. |
|---|---|
| Slotted 7/32 in. x 5 in. Insulated Screwdriver | **35-9147** |
| Slotted 3/23 in. x 3 in. Insulated Screwdriver | **35-9148** |
| Slotted 1/8 in. x 4 in. Insulated Screwdriver | **35-9149** |
| Slotted 1/4 in. x 4 in. Insulated Screwdriver | **35-9150** |
| Slotted 1/4 in. x 6 in. Insulated Screwdriver | **35-9151** |
| Slotted 5/16 in. x 7 in. Insulated Screwdriver | **35-9166** |
| Slotted 3/8 in. x 8 in. Insulated Screwdriver | **35-9168** |
| Phillips #0 x 2-3/8 in. Insulated Screwdriver | **35-9169** |
| Phillips #1 x 3-1/8 in. Insulated Screwdriver | **35-9170** |
| Phillips #3 x 6 in. Insulated Screwdriver | **35-9172** |
| Phillips #1 x 3-3/16 in. Insulated Screwdriver | **35-9193** |
| Phillips #2 x 4 in. Insulated Screwdriver | **35-9194** |
| Phillips #3 x 6 in. Insulated Screwdriver | **35-9196** |
| Square #0 x 4 in. Insulated Screwdriver | **35-9690** |
| Square #1 x 6 in. Insulated Screwdriver | **35-9691** |
| Square #2 x 6 in. Insulated Screwdriver | **35-9693** |
| Square #3 x 6 in. Insulated Screwdriver | **35-9695** |

# Insulated Nutdrivers



| Description | Part No. |
|---|---|
| 3/16 in. x 5 in. Insulated Nutdriver | **35-9290** |
| 1/4 in. x 5 in. Insulated Nutdriver | **35-9291** |
| 5/16 in. x 5 in. Insulated Nutdriver | **35-9292** |
| 11/32 in. x 5 in. Insulated Nutdriver | **35-9293** |
| 3/8 in. x 5 in. Insulated Nutdriver | **35-9294** |
| 7/16 in. x 5 in. Insulated Nutdriver | **35-9295** |
| 1/2 in. x 5 in. Insulated Nutdriver | **35-9296** |
| 9/16 in. x 5 in. Insulated Nutdriver | **35-9297** |

## Insulated Multi-Crimp Tool



| Description | Part No. |
|---|---|
| 9-3/4 in. Insulated Multi-Crimp Tool | 30-9429 |

## Insulated Cable Cutter



| Description | Part No. |
|---|---|
| 9-1/2 in. Insulated Cable Cutter | 35-9052 |

## Insulated Lineman's Pliers



| Description | Part No. |
|---|---|
| 9-1/4 in. Insulated Lineman's Pliers | 30-9430 |

## Insulated Tongue and Groove Pliers



| Description | Part No. |
|---|---|
| 10 in. Insulated Tongue and Groove Pliers | 35-9430 |

## Insulated Diagonal-Cutting Pliers



| Description | Part No. |
|---|---|
| 8 in. Insulated Diagonal Cutting Pliers w/angled head | 35-9029 |

## Insulated T®-Stripper Wire Stripper



| Description | Part No. |
|---|---|
| Insulated T®-Stripper Wire Stripper | 45-9120 |

## Insulated Long-Nose Pliers



| Description | Part No. |
|---|---|
| 8-1/2 in. Insulated Long-Nose Pliers | 35-9038 |

## Insulated Skinning Knife



| Description | Part No. |
|---|---|
| Insulated Electrician's Skinning Knife | 35-9340 |

# Safe-T-Grip® Fuse Pullers



34-001



34-002



34-003

- Maximum efficiency and convenience for removing or replacing cartridge-type fuses
- Three sizes handle fuses ranging from 0 to 600A
- Fully insulated, high-dielectric, glass-filled polypropylene construction
- Notched handles provide safe, no-slip grip
- Clearly marked amperage ranges
- Exceed MIL specifications

| Description | Overall Length | Part No. |
|---|---|---|
| Small Puller for 250V, 9/32 in. to 1/2 in. dia. fuses | 5 in. | **34-001** |
| Medium Puller for 0 to 100A/250V & 600V, 1/2 in. to 1 in. dia. fuses | 7-1/2 in. | **34-002** |
| Large Puller for 31 to 600A/250V & 31 to 400A/600V, 3/4 in. to 2-1/2 in. dia. fuses | 11-3/4 in. | **34-003** |

# Fuse Puller & Test Light



- Convenient pocket-sized tool safely pulls cartridge fuses and checks electrical connections
- Test prods fit parallel and tandem slot receptacles
- Built-in resistors limit current flow to eliminate false indication
- For 9/16 in. to 1 in. fuses, 100A/250V and 60A/600V
- Test capacity from 100V to 600V AC/DC

| Description | Part No. |
|---|---|
| Fuse Puller & Test Light | **34-012** |

# Fuse Pullers



34-015



34-016

- Molded of tough, high-impact nylon for strength
- No-slip gripping surface and protective finger stops for added safety

| Description | Overall Length | Part No. |
|---|---|---|
| Small Puller for 0 to 30A/250V, 1/4 in. to 1/2 in. dia. fuses | 5 in. | **34-015** |
| Large Puller for 0 to 100A/250V & 0 to 60A/600V, 9/16 in. to 1 in. dia. fuses | 7-1/4 in. | **34-016** |

# Fuse Puller Cross Reference

| Fuse Size | Current | Voltage | IDEAL | Bussmann | Littlefuse |
|---|---|---|---|---|---|
| **Ferrule Type** | **Amps** | **Volt a.c.** | | | |
| 1/4 x 1-1/4 | 1/500 to 30 | 250 | **34-015** | FP-A3 | 97023 |
| 13/32 x 1-1/2 | 1/10 to 30 | 250 | **34-001, 34-015** | FP-2 | MFP |
| 9/16 x 2 | 1/10 to 30 | 250 | **34-002, 34-012, 34-016** | FP-2 | LPFP |
| 13/16 x 3 | 35 to 60 | 250 | **34-016, 34-003, 34-012** | FP-2 | LPFP |
| **Knife Blade** | **Amps** | **Volt a.c.** | | | |
| 1 x 5-7/8 | 70 to 100 | 250 | **34-012, 34-002, 34-016** | FP-3 | LPFP |
| 1-1/2 x 7-1/8 | 110 to 200 | 250 | **34-003** | FP-3 | LPFP |
| 2 x 8-5/8 | 225 to 400 | 250 | **34-003** | FP-4 | GFP |
| 2-1/2 x 10-3/8 | 450 to 600 | 250 | **34-003** | FP-4 | GFP |
| **Ferrule Type** | **Amps** | **Volt a.c.** | | | |
| 13/32 x 1-1/2 | 1/10 to 30 | 600 | **34-001, 34-012, 34-016** | FP-2 | MFP |
| 3/4 x 5 | 1/10 to 30 | 600 | **34-002** | FP-2 | MFP |
| 1 x 5-1/2 | 35 to 60 | 600 | **34-012, 34-002, 34-016** | FP-3 | MFP |
| **Knife Blade** | **Amps** | **Volt a.c.** | | | |
| 1-1/4 x 7-1/8 | 70 to 100 | 600 | **34-003** | FP-3 | LPFP |
| 1-3/4 x 9-5/8 | 110 to 200 | 600 | **34-003** | FP-4 | LPFP |
| 2-1/2 x 11-5/8 | 225 to 400 | 600 | **34-003** | FP-4 | LPFP |
| 3 x 13-3/8 | 450 to 600 | 600 | **NONE** | NONE | NONE |

**Please visit our website at www.idealind.com for more safety products from IDEAL!**

- **Insulated Tools**
- **Lockout/Tagout**
- **Fish Tapes**
- **Streetlight Kits**
- **Testers**

# Tool Carriers/Pouches



### Premium Leather Line
Top of the line tool carriers are handcrafted from top-grain cowhide and slow tanned in natural oils to enhance the leather's inherent strength. Each bag is hand waxed for lasting protection against stains and moisture and is warranted for life. Available in natural or black leather.



### Standard Leather Line
Leather that stands up to the job like no other material, these tool carriers are constructed of top-grain, natural cowhide and tanned for added strength and durability. Color ages to a deep tan over the years.




### Fabric Line
Durable, lightweight, portable tool totes in rugged nylon polyester provide the perfect tool storage. Convenient pockets mean easy access; inner compartments keep tools organized and safe when not in use.

## Tuff-Tote® Ultimate Tool Carriers

35-975



35-975BLK



35-325



- 8 in. square tool carrier features 2 divided inside compartments with 6 screwdriver loops, 1 large center compartment, 4 outside pockets and 8 outside tool loops
- Exclusive leather-wrapped grab handle for carrying comfort
- Removable shoulder strap helps relieve lower back strain
- Unique stand-alone design keeps tools standing upright for easy identification and access
- Rust-resistant, plated-steel hardware and heavy, lock-stitched nylon thread for long-term durability
- Oil and moisture-resistant reinforced bottom

| Description | Part No. |
|---|---|
| Premium Leather Carrier w/shoulder strap | **35-975** |
| Premium Black Leather Carrier w/shoulder strap | **35-975BLK** |
| Standard Leather Carrier w/shoulder strap | **35-325** |

## Tuff-Tote® Tool Carrier



- Convenient 6 in. x 8 in. tool carrier with 4 center screwdriver slots, 2 interior compartments, 2 divided outside pockets outside tool loops
- Exclusive leather grab handle for carrying comfort
- Removable shoulder strap helps relieve lower back strain
- Unique stand-alone design keeps tool standing upright for easy identification and access
- Rust-resistant, plated-steel hardware and heavy, lock-stitched nylon thread for long-term durability
- Oil and moisture-resistant reinforced bottom

| Description | Part No. |
|---|---|
| Premium Leather Carrier w/shoulder strap | **35-969** |

## Tuff-Tote® Tool Pouches

35-950



35-950BLK



35-311



- 8-pocket, belt-mounted pouch features large utility compartment with 2 dividers and 6 screwdriver loops, 7 outside pockets, release snaps and tape chain
- Exclusive leather grab handle for carrying comfort
- Removable shoulder strap helps relieve lower back strain
- Rust-resistant, plated-steel hardware and heavy, lock-stitched nylon thread for long-term durability
- Tunnel belt loop accommodates belts up to 2-1/4 in. wide

| Description | Part No. |
|---|---|
| Premium Leather Pouch w/shoulder strap | **35-950** |
| Premium Black Pouch w/shoulder strap | **35-950BLK** |
| Standard Leather Pouch w/shoulder strap | **35-311** |

## Ergo Tool Pouch



- Compact ergonomic design for versatility and superior comfort
- Large tool holding capacity
- Rust-resistant, plated-steel hardware and heavy, lock-stitched nylon thread for long-term durability

| Description | Part No. |
|---|---|
| Standard Natural Leather Ergo Tool Pouch | **35-312** |

## Electrician's Tool Pouch



- Seven-pocket tool pouch
- Full length belt tunnel
- Chain tape lanyard

| Description | Part No. |
|---|---|
| Standard Leather Electrician's Tool Pouch | **10-466** |

# Hip Holster Tool Pouch



- Compact, six-pocket holster
- Heavy-duty leather construction
- Riveted corners for long life
- Tape measure holder

| Description | Part No. |
|---|---|
| Premium Hip Holster Tool Pouch | 35-784BLK |

# Shoulder Straps



35-965



35-338



35-965BLK

- Nickel-plated hardware for long-term durability and corrosion resistance
- 2-in. wide shoulder pad for added comfort

| Description | Part No. |
|---|---|
| Premium Leather Strap | 35-965 |
| Standard Leather Strap | 35-338 |
| Premium Black Leather Strap | 35-965BLK |

# Belts



35-995



35-316



10-398

- Nickel-plated hardware for long-term durability and corrosion resistance

| Description | Part No. |
|---|---|
| Leather Belt - 2 in. x 48 in. | 35-995 |
| Leather Belt - 1-3/4 in. x 46 in. | 35-316 |
| Web Belt | 10-398 |

# Supplies Apron



- Two pockets for connectors and fasteners, each 8 in. x 15 in.
- Natural duck construction

| Description | Part No. |
|---|---|
| Supplies Apron | 35-474 |

# Pocket Pal® Tool Holster



- Protects pocket from sharp tools
- Doubles tool carrying capacity
- Can be worn in pocket or on belt

| Description | Part No. |
|---|---|
| Pocket Pal® Tool Holster | 35-505 |

# Large Mouth Bags

- Top opens completely for easy access to large tools – reinforced to hold itself open
- Measures 9 in. wide x 12 in. deep with outside and inside pockets for convenient hand tool storage
- Rugged zipper closure helps prevent tool loss
- Removable shoulder strap
- Durable multi-ply construction



| Description | Part No. |
|---|---|
| Large Mouth Bag - 13 in. long | 35-410 |
| Large Mouth Bag - 16 in. long | 35-418 |
| Large Mouth Bag - 18 in. long | 35-427 |

# Journeyman Electrician's Tote™ Tool Bag



- Compact and versatile design
- Carry as a hand-tote, shoulder-tote or tool-belt
- Includes removable shoulder strap and belt
- Durable multi-ply construction

| Description | Part No. |
|---|---|
| Journeyman Electrician's Tote™ Tool Bag | 35-462 |

## Master Electrician's Tote™



- Spacious and durable design
- Organizes and displays tools for fast access
- Includes removable shoulder strap
- Durable multi-ply construction

| Description | Part No. |
|---|---|
| Master Electrician's Tote™ | **35-441** |

## Mechanic's Tool Bag



- Eight narrow inside pockets designed to hold small tools
- Two side pockets with closeable snaps for large tools or loose items
- Double inside liner and rigid bottom prevent bag distortion
- Durable nylon polyester construction

| Description | Part No. |
|---|---|
| Mechanic's Tool Bag | **35-535** |

## Zipper Pouches



- Durable, water resistant material
- Heavy duty, self-repairing zippers

| Description | Part No. |
|---|---|
| 10-1/2 in. Zipper Pouch | **35-402** |
| 12-1/2 in. Zipper Pouch | **35-403** |

## Divider Pouch™ Small Parts Bag



- Designed to provide perfect small parts storage – keeps parts separate and organized
- Six internally divided 5-in. deep pockets
- Convenient drawstring protects contents from spillage
- Convenient handle loop
- Sized to stack in 5-gallon buckets
- Durable nylon polyester construction

Note: Wire connectors sold separately.

| Description | Part No. |
|---|---|
| Divider Pouch™ Small Parts Bag | **35-655** |

## 17-Piece Master Electrician's Kit w/Tool Carrier



| Description | Part No. |
|---|---|
| 17-Piece Master Electrician's Kit | **35-809** |
| **Kit Includes** | |
| 9-1/2 in. Lineman's Plier w/New England nose and crimping die | **30-3430** |
| 8-1/2 in. Long-Nose Pliers w/cutter | **35-3038** |
| 9-1/2 in. Tongue & Groove Pliers | **35-3420** |
| 9-1/2 in. Cable Cutter | **35-3052** |
| Kinetic™ Reflex™ T®-Stripper Wire Stripper | **45-915** |
| 7-in-1 Twist-a-Nut™ Screwdriver | **35-908** |
| Phillips #1 x 3 in. Cushioned-Grip Screwdriver | **35-193** |
| Phillips #2 x 4 in. Cushioned-Grip Screwdriver | **35-194** |
| 3/16 in. x 6 in. Cushioned-Grip Slotted Cabinet Tip Screwdriver | **35-186** |
| 1/4 in. x 4 in. Cushioned-Grip Slotted round shank Screwdriver | **35-164** |
| 3/16 in. x 6 in. Cushioned-Grip Screw holding Slotted Screwdriver | **35-406** |
| Hawkbill Knife | **35-286** |
| Electrician's Hammer | **35-210** |
| 25' Auto-Lock Tape Measure | **35-242** |
| Torpedo Level | **35-205** |
| Vol-Con® Voltage/Continuity Tester | **61-076** |
| Tuff-Tote® Premium Leather Tool Carrier | **35-975** |

# 16-Piece Master Electrician's Kit w/Pouch



| Description | Part No. |
|---|---|
| 16-Piece Master Electrician's Kit | **35-800** |
| **Kit Includes** | |
| 9-1/4 in. Lineman's Plier w/fish tape puller | **30-430** |
| 8 in. Diagonal-Cutting Pliers w/angled head | **35-029** |
| 8-1/2 in. Long-Nose Plier | **35-038** |
| 9-1/2 in. Cable Cutter | **35-052** |
| 3/16 in. x 6 in. Cushioned-Grip Screw holding Slotted Screwdriver | **35-083** |
| 1/4 in. x 4 in. Cushioned-Grip Slotted round shank Screwdriver | **35-164** |
| #2 x 4 in. Cushioned-Grip Phillips Screwdriver | **35-194** |
| Electrician's Hammer | **35-210** |
| 25' Auto-Lock Tape Measure | **35-242** |
| Electrician's Knife | **35-285** |
| Standard Leather Pouch w/shoulder strap | **35-311** |
| 10-1/2 in. Tongue and Groove Plier | **35-430** |
| 7-in-1 Twist-a-Nut™ Screwdriver | **35-908** |
| T®-Stripper Wire Stripper | **45-120** |
| Vol-Con® Voltage/Continuity Tester | **61-076** |
| Replacement Battery | **61-201** |

# 16-Piece Master Electrician's Kit w/Large Mouth Bag



| Description | Part No. |
|---|---|
| 16-Piece Master Electrician's Kit | **35-808** |
| **Kit Includes** | |
| Combo Crimp/Strip Tool | **30-428** |
| Pocket Fuse Puller | **34-002** |
| 9-1/2 in. Lineman's Plier w/New England nose, crimping die and fish tape puller | **30-430** |
| 8-1/2 in. Long-Nose Pliers w/cutter | **35-038** |
| 9-1/2 in. Cable Cutter | **35-052** |
| 1/4 in. x 4 in. Cushioned-Grip Slotted round shank Screwdriver | **35-164** |
| 3/16 in. x 6 in. Cushioned-Grip Slotted Cabinet Tip Screwdriver | **35-186** |
| #1 x 3 in. Cushioned-Grip Phillips Screwdriver | **35-193** |
| #2 x 4 in. Cushioned-Grip Phillips Screwdriver | **35-194** |
| Electrician's Hammer | **35-210** |
| 25' Auto-Lock Tape Measure | **35-242** |
| Ergonomic Hacksaw | **35-261** |
| Hawkbill Knife | **35-286** |
| 10-1/2 in. Tongue and Groove Plier | **35-430** |
| Reflex™ T®-5 T®-Stripper Wire Stripper | **45-415** |
| 18 in. Large Mouth Bag | **35-427** |

# 13-Piece Journeyman Electrician's Kit w/Electrician's Tote



| Description | Part No. |
|---|---|
| 13-Piece Journeyman Electrician's Kit | 35-790 |
| **Kit Includes** | |
| 9-1/2 in. Lineman's Plier w/New England nose and crimping die | 30-3430 |
| Fuse Puller, Medium | 34-002 |
| 8-1/2 in. Long-Nose Pliers w/cutter | 35-3038 |
| 1/4 in. x 4 in. Cushioned-Grip Slotted round shank Screwdriver | 35-164 |
| 3/16 in. x 4 in. Cushioned-Grip Slotted Cabinet Tip Screwdriver | 35-186 |
| #1 x 3 in. Cushioned-Grip Phillips Screwdriver | 35-193 |
| #2 x 4 in. Cushioned-Grip Phillips Screwdriver | 35-194 |
| Torpedo Level | 35-205 |
| 25' Auto-Lock Tape Measure | 35-242 |
| Hawkbill Knife | 35-286 |
| 9-1/2 in. Tongue & Groove Plier | 35-3420 |
| Kinetic™ Reflex™ T®-Stripper Wire Stripper | 45-915 |
| Journeyman Electrician's Tote® | 35-462 |

# 12-Piece Journeyman Electrician's Kit w/Tool Pouch



| Description | Part No. |
|---|---|
| 12-Piece Journeyman Electrician's Kit | 35-5805 |
| **Kit Includes** | |
| Web Belt | 10-398 |
| Electrician's Leather Tool Pouch | 10-466 |
| 9-1/2 in. Lineman's Plier w/New England nose, crimping die and fish tape puller | 30-430 |
| 8 in. Diagonal-Cutting Pliers | 35-028 |
| 8-1/2 in. Long-Nose Plier | 35-038 |
| 1/4 in. x 4 in. Cushioned-Grip Slotted round shank Screwdriver | 35-164 |
| 3/16 in. x 4 in. Cushioned-Grip Slotted Cabinet Tip Screwdriver | 35-184 |
| #1 x 3 in. Cushioned-Grip Phillips Screwdriver | 35-193 |
| #2 x 4 in. Cushioned-Grip Phillips Screwdriver | 35-194 |
| 25' Auto-Lock Tape Measure | 35-242 |
| 8-1/2 in. Tongue & Groove Pliers | 35-420 |
| Premium T®-5 T®-Stripper Wire Stripper | 45-120 |

# 6-Piece Electrician's Holster Kit



| Description | Part No. |
|---|---|
| 6-Piece Electrician's Holster Kit | **35-794** |
| **Kit Includes** | |
| 9-1/4 in. Lineman's Plier w/fish tape puller | **30-430** |
| 25' Auto-Lock Tape Measure | **35-242** |
| Utility Knife | **35-300** |
| Pocket Pal® Tool Holster | **35-505** |
| 7-in-1 Twist-a-Nut™ Screwdriver | **35-908** |
| T®-5 T®-Stripper Wire Stripper | **45-120** |

# 4-Piece Electrician's Holster Kit



| Description | Part No. |
|---|---|
| 4-Piece Electrician's Holster Kit | **35-5799** |
| **Kit Includes** | |
| 9-1/2 in. Lineman's Plier w/New England nose and crimping die | **30-3430** |
| Pocket Pal® Tool Holster | **35-505** |
| 11-in-1 Screwdriver/Nutdriver | **35-910** |
| Premium T®-5 T®-Stripper Wire Stripper | **45-120** |

# 5-Piece Electrician's Holster Kit



| Description | Part No. |
|---|---|
| 5-Piece Electrician's Holster Kit | **35-5792** |
| **Kit Includes** | |
| 9-1/4 in. Lineman's Plier w/fish tape puller | **30-430** |
| 3/16 in. x 6 in. Cushioned-Grip Slotted Cabinet Tip Screwdriver | **35-186** |
| #2 x 4 in. Cushioned-Grip Phillips Screwdriver | **35-194** |
| Pocket Pal® Tool Holster | **35-505** |
| Premium T®-5 T®-Stripper Wire Stripper | **45-120** |



# Cutting Supplies

Understanding an industry takes years of dedication and focus. At IDEAL Electrical, we are committed to delivering high quality, innovative products to professional electricians. Our power tool accessories are specifically designed with the professional electrician in mind. Experience less down time on the work site and get a superior cost-per-cut advantage with IDEAL.



### Carbide-Tipped Hole Cutters
Sheet Metal
Stainless steel



### Step Drills
Brass
Carbon Steel
Cast Iron
Stainless Steel



### Bi-Metal Hole Saws
Metal
Plastics
Wood



### Multi-Purpose Hole Saws
Composite Enclosures
Ceiling Tile
Cement Board
Wood



### Auger Bits
Wood



### Wood Boring Bits
Wood



### Reciprocating Blades
Metal
Ceramic Tile
Drywall
Fiberglass
General Purpose
Wood
Steel



### Flexible Drill Bits
Steel
Wood



# Step Drill Bits

Cuts 1/4 in. thick Steel

Trust IDEAL step drill bits for precise, repetitive drilling through the toughest materials including brass, carbon steel, cast iron, stainless steel, and more. These tough and reliable tools are constructed with a rugged titanium nitrite exterior coating. Each step is gradually blended to ease stepping through hole sizes; reducing the need to keep changing drill bits, which speeds up the fabrication process. Improved Split-Point tip design eliminates the need for a starter hole or punch and delivers three times faster starts, saving valuable time. The double-fluted design provides balanced cuts and cooler operation.







BEST

GOOD

| Drill Diameter Sizes (In.) | No. of Hole Sizes | Step Increments (In.) | Step Thickness (In.) | Shank Dia. (In.) | Part No. |
|---|---|---|---|---|---|
| 1/8 to 1/2 | 13 | 1/32 | 1/8 | 5/16 | **35-511** |
| 1/4 to 3/4 | 9 | 1/16 | 1/8 | 3/8 | **35-512** |
| 1/4 to 7/8 | 11 | 1/16 | 1/16 | 3/8 | **35-513** |
| 1/2 to 1 | 8 | 1/16 | 1/8 | 3/8 | **35-514*** |
| 1/4 to 1-1/8 | 16 | 1/16 | 1/16 | 3/8 | **35-515** |
| 3/16 to 1/2 | 6 | 1/16 | 3/8 | 5/16 | **35-516** |
| 1/4 to 1-3/8 | 10 | 1/32 | 1/16 to 1/4 | 3/8 | **35-517** |

*Requires pilot holes.

# Electrician's Step Bit Kit



- Durable blow-molded case securely holds and protects bits
- Kit Includes: 1/8 to 1/2 in. 35-511, 1/4 to 7/8 in. 35-513, 1/4 to 1-1/8 in. 35-515 and 1/4 to 1-3/8 in. 35-517 Step Bits
- Kit provides a solution for every electrical hole size between 1/8 in. and 1-3/8 in.

| Description | Part No. |
|---|---|
| Electrician's Step Bit Kit | **35-520** |

# Quick Change Step Bits




- Split-Point tip lasts longer and starts faster than competition
- High speed tool steel, double-tempered for superior tip life
- Double fluted and blended radius steps for smooth drilling
- 1/4" Quick change shank

Quick Change!



| Drill Diameter Sizes (In.) | No. of Hole Sizes | Step Increments (In.) | Step Thickness (In.) | Shank Dia. (In.) | Part No. |
|---|---|---|---|---|---|
| 1/8 to 1/2 | 13 | 1/16 | 1/8 | 1/4 | **35-521** |
| 1/4 to 7/8 | 11 | | 1/16 | | **35-522** |
| 1/4 to 1-1/8 | 16 | | | | **35-523** |
| 3-Piece Quick-Change Step Bit Kit (35-521, 35-522, 35-523) | | | | | **35-524** |

# TKO™ Carbide-Tipped Hole Cutters

TKO™ Hole Cutters offer the most efficient and clean cutter replacement for traditional knockouts, by making smooth holes in a fraction of the time at a fraction of the cost. Specifically designed to cut sheet metal, TKO cutters will even cut stainless steel with fine grained, carbide tips. The innovative design includes the exclusive SmoothStart™ replaceable pilot drill, which guides the cutter to the surface, avoiding cutter damage and providing smoother holes. An integral overdrill flange prevents cutter penetration beyond the sheet metal. When it comes to quality, performance and durability, IDEAL is the professional's choice for carbide tipped hole cutters.



**IDEAL TKO™** **Competitor**

*IDEAL provides smooth, precise holes (holes cut with 1-1/8 in. cutters)*

| Hole Size | Conduit & Pipe Size | Part No. |
|---|---|---|
| 3/4 in. (19mm) | — | **36-300** |
| 7/8 in. (22mm) | 1/2 in. (22mm) - push button | **36-301** |
| 1 in. (25mm) | — | **36-302** |
| 1-1/8 in. (29mm) | 3/4 in. (19mm) | **36-303** |
| 1-1/4 in. (32mm) | — | **36-304** |
| 1-3/8 in. (35 mm) | 1 in. (25mm) | **36-305** |
| 1-7/32 in. (30mm) | 1-7/32 in. (30mm) - push button | **36-313** |
| 1-7/16 in. (37mm) | — | **36-306** |
| 1-1/2 in. (38mm) | — | **36-307** |
| 1-3/4 in. (44mm) | 1-1/4 in. (32mm) | **36-308** |
| 2 in. (51mm) | 1-1/2 in. (38mm) | **36-309** |
| 2-1/2 in. (64mm) | 2 in. (50mm) | **36-310** |
| 2-7/8 in. (73mm) | 2-1/2 in. (64mm) | **36-315** |
| 3-1/2 (89mm) | 3 in. (76mm) | **36-316** |
| 4 in. (102mm) | 3-1/2 in. (89mm) | **36-317** |
| 4-1/2 in. (114mm) | 4 in. (102mm) | **36-318** |

3/8 in. Shank on all hole cutters. Max. material thickness is 1/8 in.

# SmoothStart™ Replacement Pilot Drill



- Guides cutter to surface providing smoother holes and cutter damage

| Description | Diameter | Drill Depth | Overall Length | Part No. |
|---|---|---|---|---|
| SmoothStart™ Replacement Pilot Drill | 1/4 in. | 3/4 in. | 2 in. | **36-312** |

# 4-Piece TKO™ Carbide-Tipped Hole Cutter Kit



| Description | Part No. |
|---|---|
| 4-Piece Carbide Hole Cutter Kit | **36-311** |
| **Kit Includes** | **Part No.** |
| 7/8 In. Hole Cutter | **36-301** |
| 1-1/8 in. Hole Cutter | **36-303** |
| 1-3/8 in. Hole Cutter | **36-305** |
| SmoothStart™ Pilot Bit | **36-312** |
| Carrying Case | — |

Hex key size is 3mm.

# 8-Piece TKO™ Carbide-Tipped Hole Cutter Electrician's Kit



| Description | Part No. |
|---|---|
| 8-Piece Carbide Hole Cutter Kit | **36-314** |
| **Kit Includes** | **Part No.** |
| 7/8 In. Hole Cutter | **36-301** |
| 1-1/8 in. Hole Cutter | **36-303** |
| 1-3/8 in. Hole Cutter | **36-305** |
| 1-3/4 in. Hole Cutter | **36-308** |
| 2-1/2 in. Hole Cutter | **36-309** |
| 2-1/2 in. Hole Cutter | **36-310** |
| SmoothStart™ Pilot Bit | **36-312** |
| Carrying Case | — |

Hex key size is 3mm.

BEST CHOICE FOR LONGER LIFE

# TKO™ Carbide-Tipped Hole Cutters

Carbide tips cut up to 1/8 in. thick steel and outperforms HSS cutters and bi-metal hole saws in sheet steel



Integrated arbor provides smooth, accurate holes

Integrated overdrill flange prevents penetration beyond the sheet metal

Ejection spring effortlessly ejects slug



DO NOT ROCK

Exclusive SmoothStart™ pilot drill guides cutter

***Low RPM recommended for longer life.***

## See how IDEAL TKO can save time...

### *Total time using the IDEAL TKO™*

### *30 Seconds*




***Chuck Cutter***

***Drill hole & store***




### *Total time using the competitors' knockout tool*

### *More than 6 Minutes*

***Chuck Step Drill***




***Drill Pilot Hole***




***Assemble knockout punch & stud pull***




***Ratchet***




***Slug removed, disassemble & store***



# IRONMAN™ Bi-Metal Hole Saws

- Thicker, flex-free backing plate for clean true holes and long tool life
- Variable pitch tooth geometry for fast cutting and reduced vibration
- Cuts all types of machinable metal including stainless steel, wood, nail embedded wood, plastic and fiberboard






| Saw Diameter (In.) | Pipe Tap Size* (In.) | Pipe Entrance Size* (In.) | Use with Arbor No. | Part No. |
|---|---|---|---|---|
| 9/16 | – | – | 35-391, 35-392 or 35-393 | 35-340 |
| 5/8 | – | – | | 35-341 |
| 11/16 | – | – | | 35-342 |
| 3/4 | 1/2 | 3/8 | | 35-343 |
| 25/32 | – | – | | 35-399 |
| 13/16 | – | – | | 35-344 |
| 7/8 | 3/4 | 1/2 | | 35-345 |
| 15/16 | – | – | | 35-346 |
| 1 | – | – | | 35-347 |
| 1-1/16 | – | – | | 35-348 |
| 1-1/8 | 1 | 3/4 | | 35-349 |
| 1-3/16 | – | – | | 35-350 |
| 1-1/4 | – | – | 35-394, 35-536 or 35-537 | 35-351 |
| 1-5/16 | – | – | | 35-352 |
| 1-3/8 | – | 1 | | 35-353 |
| 1-7/16 | – | – | | 35-354 |
| 1-1/2 | 1-1/4 | – | | 35-355 |
| 1-9/16 | – | – | | 35-356 |
| 1-5/8 | – | – | | 35-357 |
| 1-1/16 | – | – | | 35-358 |
| 1-3/4 | 1-1/2 | 1-1/4 | | 35-359 |
| 1-13/16 | – | – | | 35-360 |
| 1-7/8 | – | – | | 35-361 |
| 2 | – | 1-1/2 | | 35-362 |
| 2-1/16 | – | – | | 35-363 |
| 2-1/8 | – | – | | 35-364 |
| 2-1/4 | 2 | – | | 35-365 |
| 2-5/16 | – | – | | 35-366 |
| 2-3/8 | – | – | | 35-367 |
| 2-1/2 | – | 2 | | 35-368 |
| 2-9/16 | – | – | | 35-369 |
| 2-5/8 | 2-1/2 | – | | 35-370 |
| 2-3/4 | – | – | | 35-371 |
| 2-7/8 | – | – | | 35-372 |
| 3 | – | 2-1/2 | 35-394, 35-536, 35-537 or 35-538 | 35-373 |
| 3-1/8 | – | – | | 35-374 |
| 3-1/4 | 3 | – | | 35-375 |
| 3-3/8 | – | – | | 35-376 |
| 3-1/2 | – | – | | 35-377 |
| 3-5/8 | – | 3 | | 35-378 |
| 3-3/4 | 3-1/2 | – | | 35-379 |
| 3-7/8 | – | – | | 35-380 |
| 4 | – | – | | 35-381 |
| 4-1/8 | – | 3-1/2 | | 35-382 |
| 4-1/4 | 4 | – | | 35-383 |
| 4-3/8 | – | – | | 35-384 |
| 4-1/2 | – | 4 | | 35-385 |
| 4-3/4 | 4-1/2 | – | | 35-386 |
| 5 | – | – | | 35-387 |
| 5-1/2 | – | – | | 35-388 |
| 5-3/4 | – | – | | 35-389 |
| 6 | – | – | | 35-390 |

*All pipe sizes listed in the Pipe Tap Size and Pipe Entrance Size columns are standard industry sizes. All pipes are sized by the nominal inside diameter.

# IRONMAN™ Bi-Metal Hole Saw Kits



**35-400**
**8-Pc. Electrician's Hole Saw Kit**



**35-401**
**14-Pc. Electrician's Hole Saw Kit**



**35-518**
**19-Pc. Electrician's Hole Saw Kit**

| Part No. | Hole Saws Included in Kits | | | | | | | | | | | | | | | | | | |
|---|---|---|---|---|---|---|---|---|---|---|---|---|---|---|---|---|---|---|---|
| | Hole Saws (in.) | | | | | | | | | | | | | | Hole Saw Arbors | | | | |
| | 3/4 35-343 | 7/8 35-345 | 1 35-347 | 1-1/8 35-349 | 1-3/8 35-353 | 1-1/2 35-355 | 1-3/4 35-359 | 2 35-362 | 2-1/4 35-365 | 2-1/2 35-368 | 3 35-373 | 3-5/8 35-378 | 4-1/8 35-382 | 4-1/2 35-385 | 35-391 | 35-393 | 35-394 | 35-396 (Ext.) | Repl. Pilot Drill 35-397 |
| 35-400 | | • | | • | • | | • | • | | • | | | | | | • | • | | |
| 35-401 | | • | | • | • | | • | • | | • | • | • | • | • | • | • | • | • | |
| 35-518 | • | • | • | • | • | • | • | • | • | • | • | • | • | • | | • | • | • | • |

## Replacement Pilot Drills for Hole Saw Arbors



- Split point pilot drills start on contact for faster penetration and less walking

| Description | Part No. |
|---|---|
| 4 in. x 1/4 in. – Fits 35-391, 35-393, 35-394 & 35-538 arbors | **35-397** |
| 3-1/4 in. x 1/4 in. – Fits 35-392, 35-536 & 35-537 arbors | **35-398** |

## Arbor Extension



- Easily connects to IDEAL Hole Saw Arbors
- Extension adds up to 18 in.

| Description | Part No. |
|---|---|
| 12 in. Extension for 7/16 in. Arbors | **35-396** |

Not for use with TKO™ Hole Cutters, Step Drills or Augers.

## Hole Saw Arbors

Best Arbor for Tri-Bore Hole Saws!



**35-391 35-392 35-393 35-394 35-536 35-537 35-538**

- Durable steel construction for long-lasting performance
- Set-screw in body for easy replacement of the pilot drill
- Versatile design saves valuable time, no tools needed to change hole saws

| Shank Size | Thread Size | Fits Hole Saw Sizes | Part No. |
|---|---|---|---|
| 1/4 in. Round | 1/2 - 20 in. | 9/16 - 1-3/16 in. | **35-391** |
| 3/8 in. Hex | 1/2 - 20 in. | 9/16 - 1-3/16 in. | **35-292** |
| 7/16 in. Hex | 1/2 - 20 in. | 9/16 - 1-3/16 in. | **35-393** |
| 7/16 in. Hex | 5/8 - 18 in. | 1-1/4 - 6 in. | **35-394** |
| 7/16 in. Hex | 5/8 - 18 in. | 1-1/4 - 6 in. | **35-536** |
| 3/8 in. Hex | 5/8 - 18 in. | 1-1/4 - 6 in. | **35-537** |
| 7/16 in. Hex | 5/8 - 18 in. | 1 - 6 in. | **35-538** |

# TRI-BORE™ Multi-Purpose Hole Saw

- Massive carbide tips designed to cut wood with nails, cement board, composite enclosures, ceiling tile and more!
- Faster than self-feed bits in wood and carbide grit in abrasive materials




| Hole Size (in.) | Application | Part No. |
|---|---|---|
| 1-3/8 | | **36-350** |
| 2-1/8 | 1-1/2" Pipe and lock installation | **36-351** |
| 2-1/4 | 1-1/2" Pipe with couplings | **36-352** |
| 2-9/16 | 2" Pipe | **36-353** |
| 3 | 2" Pipe with couplings | **36-354** |
| 3-3/8 | | **36-355** |
| 3-5/8 | 3" Pipe | **36-356** |
| 4 | | **36-357** |
| 4-1/4 | 3" Pipe with couplings, 4" dryer vent | **36-358** |
| 4-1/8 | | **36-359** |
| 4-3/8 | Capri®, Halo®, Marco, Mini Juno | **36-360** |
| 4-5/8 | 4" pipe | **36-361** |
| 5-3/8 | Capri®, Juno®, Lightolier, Prescolite, Progress | **36-362** |
| 6-1/4 | 6" Duct | **36-363** |
| 6-3/8 | Capri®, Halo® | **36-364** |
| 6-5/8 | Juno® and Progress | **36-365** |
| 6-7/8 | Capri®, Lightolier, Lithonia, Prescolite, Progress | **36-366** |

# Hole Saw Arbor

- Tri-Bore™ pilot bits must be ordered separately.
- 35-393 for use with 1-3/8 in. Hole Saw (36-350)
- 35-394 for use with remaining sizes



**35-393** **35-394**

| Shank Size | Thread Size | Shank Size | Part No. |
|---|---|---|---|
| 7/16 in. Hex | 1/2 - 20 in. | 9/16 - 1-3/16 in. | **35-393*** |
| 7/16 in. Hex | 5/8 - 18 in. | 1/2 in. | **35-394*** |

*Arbors include pilot bits for bi-metal hole saws. Tri-Bore™ pilot bits must be ordered separately.

# Spade & Carbide Pilot Bits for Tri-Bore™ Hole Saws

- Deep-cup design on Tri-Bore™ Hole Saws require the use of a longer pilot bit.



| Hole Size (in.) | Application | Part No. |
|---|---|---|
| Spade Bit | Wood boring | **36-367*** |
| Carbide Pilot | Abrasive material boring | **36-368*** |

*For use with Tri-Bore™ Hole Saw Arbors 35-393 & 35-394

# Adjustable Can Light Hole Saw



*Drill not included.*

*Dust shield included.*

- Cuts drywall and ceiling tile
- Self-sharpening carbide-coated cutting blades
- Includes two dust shields to minimize clean up

| Description | Part No. |
|---|---|
| Adjustable Can Light Hole Saw – 10 sizes from 2-1/2 in. to 7 in. in increments of 3/8 in. | **35-598** |
| Adjustable Can Light Hole Saw – 13 sizes from 6-1/4 in. to 10-3/8 in. in increments of 3/8 in. | **35-599** |

# Screw Point Flexible Drill Bits, Type B



- Fast and aggressive, self-starting bit
- Ultra-sharp ground threads provide increased pulling power through obstructions
- Designed for easy to tough wood drilling

| Description | Shank (in.) | Part No. |
|---|---|---|
| 3/8 in. x 54 in. Screw Point Flexible Bit | 3/16 | **90-082** |
| 1/2 in. x 54 in. Screw Point Flexible Bit | 3/16 | **90-085** |
| 9/16 in. x 54 in. Screw Point Flexible Bit | 3/16 | **90-088** |
| 3/4 in. x 54 in. Screw Point Flexible Bit | 1/4 | **90-091** |

# Serrated Combination Flexible Drill Bits, Type C



- Fast and aggressive, self-starting bit
- Ultra-sharp ground threads provide increased pulling power through obstructions
- Designed for easy to tough wood and light metal drilling

| Description | Shank (in.) | Part No. |
|---|---|---|
| 1/4 in. x 54 in. Serrated Combination Flexible Bit | 3/16 | **90-063** |
| 3/8 in. x 54 in. Serrated Combination Flexible Bit | 3/16 | **90-067** |
| 1/2 in. x 54 in. Serrated Combination Flexible Bit | 3/16 | **90-070** |
| 9/16 in. x 54 in. Serrated Combination Flexible Bit | 3/16 | **90-073** |

# Flexible Bit Extensions



- Connect to chuck end of shaft to increase the length of the bit

| Description | Shank (in.) | Part No. |
|---|---|---|
| 3/16 in. x 36 in. Flexible Bit Extension | 3/16 | **90-170** |
| 1/4 in. x 36 in. Flexible Bit Extension | 1/4 | **90-173** |

# Flexible Bit Placement Tool



| Description | Part No. |
|---|---|
| Flexible Bit Placement Tool | **90-176** |

# Installer Bits



- Hole in fluted head for pulling wires through walls, ceiling and floors
- Flutes designed for quick chip removal – no clogging or binding
- Premium quality, extra-hard 52-100 carbon bearing steel

| Description | Length | Part No. |
|---|---|---|
| Installer Bit - 1/4 in. | 18 in. | **35-870** |
| Installer Bit - 3/8 in. | 18 in. | **35-871** |
| Installer Bit - 1/2 in. | 18 in. | **35-872** |

# Power Spade Bits



- The most innovative and fastest spade bit
- Smooth and effortless drilling
- Max. operating speed 1500 RPM
- Available in a variety of sizes
- Offers less vibration than other bits

| Description | Part No. |
|---|---|
| 1/2 in. | **36-413** |
| 5/8 in. | **36-415** |
| 3/4 in. | **36-417** |
| 7/8 in. | **36-419** |
| 1 in. | **36-421** |
| 1-1/8 in. | **36-422** |
| 1-1/4 in. | **36-423** |
| 4-Piece Kit with Pouch (5/8 in., 3/4 in., 7/8 in., 1 in.) | **36-432** |



# BUL-O-EYE™ Self Feed Wood Boring Bits

- Twin cutting edges for superior cutting speed and ultra clean holes
- Precision ground teeth provide clean and balanced cuts for maximum control with wider cutting surface
- Robust replaceable lead screw with burr-free threads that feed the bit through the wood at a consistent rate
- Precision machined shaft for bit concentricity to eliminate wobble and deliver a truer hole
- Black oxide coated, heat treated and hardened for added durability
- Quick-change shank for fast, secure change out




| Description | Diameter | Entrance Size for Pipe & EMT | Part No. |
|---|---|---|---|
| 1 in. Self-Feed Wood Boring Bit | 1 in. | 1/2 in. | **36-250** |
| 1-1/8 in. Self-Feed Wood Boring Bit | 1-1/8 in. | — | **36-251** |
| 1-1/4 in. Self-Feed Wood Boring Bit | 1-1/4 in. | 3/4 in. | **36-252** |
| 1-3/8 in. Self-Feed Wood Boring Bit | 1-3/8 in. | 1 in. | **36-253** |
| 1-1/2 in. Self-Feed Wood Boring Bit | 1-1/2 in. | — | **36-254** |
| 1-3/4 in. Self-Feed Wood Boring Bit | 1-3/4 in. | 1-1/4 in. | **36-255** |
| 2 in. Self-Feed Wood Boring Bit | 2 in. | 1-1/2 in. | **36-256** |
| 2-1/8 in. Self-Feed Wood Boring Bit | 2-1/8 in. | — | **36-257** |
| 2-1/4 in. Self-Feed Wood Boring Bit | 2-1/4 in. | — | **36-258** |
| 2-9/16 in. Self-Feed Wood Boring Bit | 2-9/16 in. | 2 in. | **36-259** |
| 3 in. Self-Feed Wood Boring Bit | 3 in. | 2-1/2 in. | **36-260** |
| 3-5/8 in. Self-Feed Wood Boring Bit | 3-5/8 in. | 3 in. | **36-261** |
| 4-5/8 in. Self-Feed Wood Boring Bit | 4-5/8 in. | 4 in. | **36-262** |

# Replacement Lead Screws

- Keeps self-feed bits running fast and true
- Easily replaced with hex wrench providing extended drill life and optimum cost-per-hole value

| Description | Qty. | Part No. |
|---|---|---|
| Small replacement lead screws, fits bit sizes 1 in. - 2-9/16 in.  | 3/pack | **36-271** |
| Small replacement lead screws, fits bit sizes 3 in. - 4-5/8 in.  | 3/pack | **36-270** |

# Extension Bars



- Fits into hard-to-reach areas
- Compatible with IDEAL Auger Bits

| Description | Part No. |
|---|---|
| 5-1/2 in. Extension Bar (includes Allen wrench) | **36-273** |
| 18 in. Extension Bar (includes Allen wrench) | **35-819** |

# Sharpening File



- Keeps durable bits working like new
- High-grade sharpener hones dulled edges quickly and efficiently

| Description | Part No. |
|---|---|
| Sharpening File | **36-272** |

# 6-Piece BULZ-EYE™ Self Feed Wood Boring Bit Kit



- For the professional needing to drill multiple hole sizes in any wood material

| Description | Part No. |
|---|---|
| 6-Piece BULZ-EYE™ Self-Feed Wood Boring Bit Kit | **36-266** |
| **Kit Includes** | **Part No.** |
| 1 in. Bit | **36-250** |
| 1-1/4 in. Bit | **36-252** |
| 1-3/8 in. Bit | **36-253** |
| 2 in. Bit | **36-256** |
| 2-9/16 in. Bit | **36-259** |
| 5-1/2 in. Extension Bar | **36-273** |
| Carrying Case | — |

# 9-Piece BULZ-EYE™ Self Feed Wood Boring Bit Kit



- For the professional needing to drill multiple hole sizes in any wood material

| Description | Part No. |
|---|---|
| 9-Piece BULZ-EYE™ Self-Feed Wood Boring Bit Kit | **36-269** |
| **Kit Includes** | **Part No.** |
| 1 in. Bit | **36-250** |
| 1-1/8 in. Bit | **36-251** |
| 1-1/4 in. Bit | **36-252** |
| 1-3/8 in. Bit | **36-253** |
| 1-1/2 in. Bit | **36-254** |
| 1-3/4 in. Bit | **36-255** |
| 2-1/8 in. Bit | **36-257** |
| 2-9/16 in. Bit | **36-259** |
| 5-1/2 in. Extension Bar | **36-273** |
| Carrying Case | — |

# Mini™ Utility Bit Augers



- Designed to fit between wall studs when used with common drills
- Eliminates the need for expensive right angle drills

| Bit Length = 4-3/4", Twist = 2-1/2", Shank = 7/16" | Hole Diameter | Part No. |
|---|---|---|
| 5/8 in. Mini™ Auger | 5/8 in. | **35-862** |
| 3/4 in. Mini™ Auger | 3/4 in. | **35-864** |
| 7/8 in. Mini™ Auger | 7/8 in. | **35-866** |
| 1 in. Power Ship Auger | 1 in. | **35-868** |

# Auger Bit Extension



- Dual locking screws
- Allen wrench included
- Compatible with Nailbiter™ and RESI-MASTER™ Ship Augers

| Auger Bit Extensions, 18"; Six flats to fit drill chuck Description | Part No. |
|---|---|
| Auger Bit Extension for 7/16 in. shank | **35-819** |



# 7-1/2" Nailbiter™ Premium Ship Auger Bits



- Dual-Helix construction with twin cutting edges for fast and smooth drilling action, even through nail-embedded timbers
- Full body, dual induction heat treatment ensures durability, minimizes warping and delivers long lasting performance
- Heavy-duty lead screw designed for quick gripping power, superior penetration and extra-long life
- Re-sharpenable for extended tool life
- 7/16 in. Shank

| Description | Hole Diameter | Overall Length | Twist Length | Part No. |
|---|---|---|---|---|
| 5/8 in. Power Ship Auger | 5/8 in. | 7-1/2 in. | 5 in. | **35-810** |
| 11/16 in. Power Ship Auger | 11/16 in. | 7-1/2 in. | 5 in. | **35-811** |
| 3/4 in. Power Ship Auger | 3/4 in. | 7-1/2 in. | 5 in. | **35-812** |
| 13/16 in. Power Ship Auger | 13/16 in. | 7-1/2 in. | 5 in. | **35-813** |
| 7/8 in. Power Ship Auger | 7/8 in. | 7-1/2 in. | 5 in. | **35-814** |
| 1 in. Power Ship Auger | 1 in. | 7-1/2 in. | 5 in. | **35-815** |
| 1-1/8 in. Power Ship Auger | 1-1/8 in. | 7-1/2 in. | 5 in. | **35-816** |
| 1-1/4 in. Power Ship Auger | 1-1/4 in. | 7-1/2 in. | 5 in. | **35-817** |

# 18" Nailbiter™ Premium Ship Auger Bits



| Description | Hole Diameter | Overall Length | Twist Length | Part No. |
|---|---|---|---|---|
| 1/2 in. Power Ship Auger | 1/2 in. | 18 in. | 15 in. | **35-820** |
| 5/8 in. Power Ship Auger | 5/8 in. | 18 in. | 15 in. | **35-821** |
| 11/16 in. Power Ship Auger | 11/16 in. | 18 in. | 15 in. | **35-822** |
| 3/4 in. Power Ship Auger | 3/4 in. | 18 in. | 15 in. | **35-823** |
| 13/16 in. Power Ship Auger | 13/16 in. | 18 in. | 15 in. | **35-824** |
| 7/8 in. Power Ship Auger | 7/8 in. | 18 in. | 15 in. | **35-825** |
| 15/16 in. Power Ship Auger | 15/16 in. | 18 in. | 15 in. | **35-826** |
| 1 in. Power Ship Auger | 1 in. | 18 in. | 15 in. | **35-827** |
| 1-1/8 in. Power Ship Auger | 1-1/8 in. | 18 in. | 15 in. | **35-828** |
| 1-1/4 in. Power Ship Auger | 1-1/4 in. | 18 in. | 15 in. | **35-829** |

# 7-1/2" RESI-MASTER™ Heavy-Duty Ship Augers



- 62° cutting angle reinforces the cutting edge and provides durability
- Hardened lead screw and cutting edge provide increased wear resistance and extended life
- Secondary relief angle evacuates wood chips quickly and prevents auger from jamming
- Oversized cutting head makes hole larger than body of bit for easy ejection from work piece
- 7/16 in. Shank

| Description | Hole Diameter | Overall Length | Twist Length | Part No. |
|---|---|---|---|---|
| 5/8 in. RESI-MASTER™ Auger | 5/8 in. | 7-1/2 in. | 5 in. | **35-892** |
| 11/16 in. RESI-MASTER™ Auger | 11/16 in. | 7-1/2 in. | 5 in. | **35-730** |
| 3/4 in. RESI-MASTER™ Auger | 3/4 in. | 7-1/2 in. | 5 in. | **35-893** |
| 13/16 in. RESI-MASTER™ Auger | 13/16 in. | 7-1/2 in. | 5 in. | **35-731** |
| 7/8 in. RESI-MASTER™Auger | 7/8 in. | 7-1/2 in. | 5 in. | **35-896** |
| 15/16 in. RESI-MASTER™ Auger | 15/16 in. | 7-1/2 in. | 5 in. | **35-897** |
| 1 in. RESI-MASTER™ Auger | 1 in. | 7-1/2 in. | 5 in. | **35-898** |
| 1-1/8 in. RESI-MASTER™ Auger | 1-1/8 in. | 7-1/2 in. | 5 in. | **35-899** |
| 1-1/4 in. RESI-MASTER™ Auger | 1-1/4 in. | 7-1/2 in. | 5 in. | **35-732** |

# 18" RESI-MASTER™ Heavy-Duty Ship Augers



| Description | Hole Diameter | Overall Length | Twist Length | Part No. |
|---|---|---|---|---|
| 1/2 in. RESI-MASTER™ Auger | 1/2 in. | 18 in. | 15 in. | **35-726** |
| 5/8 in. RESI-MASTER™ Auger | 5/8 in. | 18 in. | 15 in. | **35-971** |
| 11/16 in. RESI-MASTER™ Auger | 11/16 in. | 18 in. | 15 in. | **35-727** |
| 3/4 in. RESI-MASTER™ Auger | 3/4 in. | 18 in. | 15 in. | **35-972** |
| 13/16 in. RESI-MASTER™ Auger | 13/16 in. | 18 in. | 15 in. | **35-728** |
| 7/8 in. RESI-MASTER™ Auger | 7/8 in. | 18 in. | 15 in. | **35-976** |
| 15/16 in. RESI-MASTER™ Auger | 15/16 in. | 18 in. | 15 in. | **35-977** |
| 1 in. RESI-MASTER™ Auger | 1 in. | 18 in. | 15 in. | **35-978** |
| 1-1/8 in. RESI-MASTER™ Auger | 1-1/8 in. | 18 in. | 15 in. | **35-979** |
| 1-1/4 in. RESI-MASTER™ Auger | 1-1/4 in. | 18 in. | 15 in. | **35-729** |

# Reciprocating Blades



- Bi-metal blades last up to ten times longer than carbon steel blades
- Flexible spring-back provides long blade life
- Super-hard, high speed steel teeth for a sharp, long-lasting cutting edge
- Shatterproof for tough applications
- Fits all reciprocating saws using 1/2 in. universal shank

| L/W/TH (In.) | TPI | Material | Blade Back | Qty. | Application | Part No. |
|---|---|---|---|---|---|---|
| **Metal Cutting** | | | | | | |
| 6 x 3/4 x .035 | 14 | Bi-metal | Straight | 5 | Pipe, structural steel, stainless steel: 3/32" - 1/4", Non-ferrous metal: 3/32" - 3/8" | **36-059** |
| 4 x 3/4 x .035 | 18 | Bi-metal | Straight | 5 | Structural steel, pipe, conduit, stainless steel: 1/16" - 3/16" thick, Non-ferrous metal: 1/16" - 5/16" thick | **36-055** |
| 6 x 3/4 x .035 | 18 | Bi-metal | Straight | 5 | Structural steel, pipe, conduit, stainless steel: 1/16" - 3/16" thick, Non-ferrous metal: 1/16" - 5/16" thick | **36-057** |
| 8 x 3/4 x .035 | 18 | Bi-metal | Straight | 5 | Structural steel, pipe, conduit, stainless steel: 1/16" - 3/16" thick, Non-ferrous metal: 1/16" - 5/16" thick | **36-060** |
| 6 x 3/4 x .035 | 24 | Bi-metal | Straight | 5 | All metal less than 1/8" thick: Tubing conduit, trim | **36-058** |
| **Heavy-Duty Metal Cutting** | | | | | | |
| 6 x 3/4 x .050 | 18 | Bi-metal | Straight | 2 | Heavy-duty blade for cutting structural steel, pipe, conduit, stainless steel: 1/16" to 3/16" thick | **36-085** |
| 8 x 3/4 x .050 | 10/14 | Bi-metal | Straight | 2 | Heavy-duty blade for cutting structural steel, pipe, conduit, stainless steel: 1/8" to 1/2" thick | **36-086** |
| 12 x 3/4 x .050 | 10/14 | Bi-metal | Taper | 5 | Heavy-duty blade for cutting structural steel, pipe, conduit, stainless steel: 1/8" to 1/2" thick | **36-087** |
| **Wood w/Nails** | | | | | | |
| 6 x 3/4 x .050 | 6 | Bi-metal | Taper | 5 | Fast cutting, roughing-in work, nail-embedded wood, remodeling | **36-065** |
| 9 x 3/4 x .050 | 6 | Bi-metal | Taper | 5 | Fast cutting, roughing-in work, nail-embedded wood, remodeling | **36-066** |
| 12 x 3/4 x .050 | 6 | Bi-metal | Taper | 5 | Fast cutting, roughing-in work, nail-embedded wood, remodeling | **36-067** |
| **Demolition** | | | | | | |
| 9 x 7/8 x .062 | 6 | Bi-metal | Taper | 2 | Demolition work in nail-embedded wood, remodeling | **36-095** |
| 9 x 7/8 x .062 | 10 | Bi-metal | Taper | 2 | Demolition work in wood, metal, pipe and fire and rescue | **36-096** |
| **General Purpose** | | | | | | |
| 6 x 3/4 x .035 | 10 | Bi-metal | Straight | 5 | Nail embedded wood, metal and non-ferrous metal composition materials & plastics 1/8" - 1/2" | **36-075** |
| **Specialty Cutting** | | | | | | |
| 8 x 3/4 x .050 | Grit | Tung. Grit | Straight | 2 | Iron pipe, fiberglass, reinforced plastics, ceramic tile, stone, slate and brick. | **36-090** |
| 3 x 5/16 x .035 | 18 | Bi-metal | Scroll | 5 | Scroll cutting wood, cast aluminum and non-ferrous metals | **36-054** |
| **Plaster/Drywall** | | | | | | |
| 6 x 3/4 x .050 | 6 | Bi-metal | Taper | 2 | For plaster, drywall, plaster board & lath. Bi-directional cutting | **36-088** |

# Long-Life Metal Cutting Reciprocating Blades



- Engineered to be the longest lasting, metal cutting blades available
- Long-life blades perform up to three times as many cuts as similar metal cutting blades
- 8% cobalt cutting edge for extreme durability
- Shatterproof bi-metal design
- Longer life for greater value

| L/W/TH (In.) | TPI | Material | Blade Back | Qty. | Application | Part No. |
|---|---|---|---|---|---|---|
| 6 x 3/4 x .035 | 18 | Bi-metal | Straight | 5 | Long-Life blade for cutting structural steel, pipe, conduit, stainless steel, sheet metal: 1/6" - 3/16" thick | **36-043** |
| 8 x 3/4 x .035 | 18 | Bi-metal | Straight | 5 | Long-Life blade for cutting structural steel, pipe, conduit, stainless steel, sheet metal: 1/6" - 3/16" thick | **36-044** |
| 6 x 1 x .042 | 14 | Bi-metal | Straight | 5 | Long-Life blade for cutting rebar, barstock, angle iron and other heavy gauge metals: 1/8" and thicker | **36-046** |
| 12 x 1 x .050 | 14 | Bi-metal | Straight | 5 | Long-Life blade for cutting rebar, barstock, angle iron and other heavy gauge metals: 1/8" and thicker | **36-048** |

# Progressive Tooth Reciprocating Blades



- Specially designed for all purpose cutting
- Cut multiple materials without changing blades
- Tough bi-metal and HCS construction for long life.

| L/W/TH (In.) | Material | Qty. | Application | Part No. |
|---|---|---|---|---|
| 6 x 3/4 x .035 | Bi-Metal | 5 | All metal, non-ferrous metal, sheet metal, pipe and other metal materials | **36-056** |

# Portable Band Saw Blades



- Bi-metal construction
- Fit all standard portable band saw machines
- For pipe, tubing and solids
- Cut any machinable metal, including conduit, angle iron, structural, rebar and stainless steel tubing

| L/W/TH (In.) | TPI | Quantity | Part No. |
|---|---|---|---|
| 44-7/8 x 1/2 x .020 | 10 | 3 | **36-070** |
| 44-7/8 x 1/2 x .020 | 14 | 3 | **36-071** |
| 44-7/8 x 1/2 x .020 | 18 | 3 | **36-072** |
| 44-7/8 x 1/2 x .020 | 24 | 3 | **36-073** |

# Wire Management



### Cable Ties
- Tools
- Identification Ties
- Plenum, Powr-Tie™, Multi-Purpose
- Miniature, Standard, Heavy Duty
- Mounting Pads
- Screw Mounting Bases

### Supplies
- Grommets
- Bushings
- Spacer Shims
- Anchor Kits

### Staples
- Plastic Insulated
- Carbon Steel

### Wire Markers
- Booklets
- Cards
- Dispenser

### Switches
- Toggle
- Rocker
- Lever/Pull Chain
- Push-Button
- Rotary
- Door
- Indicator Lights





## Cable Tie Numbering System

**IT - 2 - S - MH - C - 0**

| IT | 2 | S | MH | CC | 0 |
|---|---|---|---|---|---|
| IT = IDEAL Powr-Tie™ Cable Ties | Size<br>Approximate Bundle Diameter for ties | Tensile Strength<br>M = Miniature (18 lbs.)<br>I = Intermediate (40 lbs.)<br>S = Standard (50 lbs.)<br>LH = Light-Heavy Duty (120 lbs.)<br>H = Heavy Duty (175 lbs.)<br>EH = Extra Heavy-Duty (250 lbs.) | Style<br>_ = Standard Tie<br>MH = Mounting<br>ID = Identification<br>MB = Mounting Base<br>LPMB = Low Profile Mounting Base<br>MP = Mounting Pad<br>CCL = Cable Clamp | Qty. Per Package<br>L = 50<br>C = 100<br>D = 500<br>M = 1000 | Color<br>_ = Natural<br>0 = UV Black<br>8 = Gray<br>30 = Heat Stabilized Black<br>35 = Maroon<br>702 = Halar |

# Cable Tie Installation Tool

- Consistent, positive tension
- Flush cut-off leaves no projections to damage nearby wires or components
- Lightweight economy model for smaller jobs
- Heavy-duty model features rugged construction with comfortable, cushioned grips



IT1MID-C



IT2SID-C & IT4SID-C

| Description | Part No. |
|---|---|
| Economy – use w/standard & heavy-duty ties | **41-990** |
| Heavy-Duty – use w/standard & heavy-duty ties | **41-995** |
| Replacement Cutter Blade | **L-9148** |
| Replacement Cutter Bar | **K-5405** |

# Identification Ties

- Write-on surface
- Bundle and identify at the same time



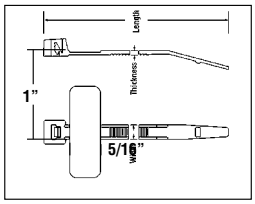


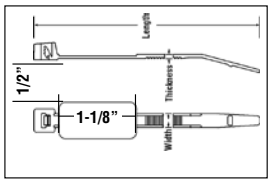


| Description | Length | Width | Thickness | Max. Bundle | Tensile Strength | Pad Size (H X L) | UL Type | Plenum Approval | Qty./Bag | Part No. |
|---|---|---|---|---|---|---|---|---|---|---|
| Natural Nylon | 4.0 in./102mm | .100 in./2.54mm | .044 in./1.12mm | 1/16 - 7/8 in. | 18 lbs. | 5/16 in. x 1 in. | 21 | AH-2 | 100 | **IT1MID-C** |
| Natural Nylon | 7.8 in./200mm | .181 in./4.59mm | .055 in./1.40mm | 1/16 - 1-7/8 in. | 50 lbs. | 1-1/8 in. x 1/2 in. | | | 100 | **IT2SID-C** |

# Clamps



- Use to secure wires, cables, pipes, tubing and fiber optics
- Ultraviolet black nylon clamps available for internal and external use
- Use with #10 mounting screw

| Description | Closed Diameter | Center to Center | Width | Thickness | Mounting Hole | UL Type | Plenum Approval | Qty./Bag | Part No. |
|---|---|---|---|---|---|---|---|---|---|
| Natural Nylon | .125 in./3.18mm | .343 in./8.71mm | 3/8 in. | .050 in./1.27mm | .203 in./5.16mm | 21 | AH-2 | 100 | **IT125CCL-C** |
| Natural Nylon | .250 in./6.35mm | .421 in./10.69mm | 3/8 in. | .050 in./1.27mm | .203 in./5.16mm | | | 100 | **IT250CCL-C** |
| UV Black Nylon | | | | | | | | 100 | **IT250CCL-C0** |
| Natural Nylon | .375 in./9.52mm | .500 in./12.70mm | 1/2 in. | .060 in./1.52mm | .203 in./5.16mm | | | 100 | **IT375CCL2-C** |
| UV Black Nylon | | | | | | | | 100 | **IT375CCL2-C0** |
| Natural Nylon | .500 in./12.70mm | .553 in./14.05mm | 1/2 in. | .060 in./1.52mm | .203 in./5.16mm | | | 100 | **IT500CCL2-C** |
| Natural Nylon | .625 in./15.88mm | .625 in./15.88mm | 1/2 in. | .060 in./1.52mm | .203 in./5.16mm | | | 100 | **IT625CCL2-C** |
| Natural Nylon | .750 in./19.05mm | .699 in./17.75mm | 1/2 in. | .060 in./1.52mm | .203 in./5.16mm | | | 100 | **IT750CCL2-C** |
| Natural Nylon | 1.000 in./25.40mm | .825 in./20.96mm | 1/2 in. | .060 in./1.52mm | .203 in./5.16mm | | | 100 | **IT1000CCL2-C** |

# Plenum Cable Ties




- UL Listed nylon 6/6 cable ties are suitable for use in Air Handling Spaces (Plenum) in accordance with Section 300-22(C) & (D) of the National Electrical Code and Rules 12-010 (3), (4) and (5) and 12-020 of the Canadian Electrical Code, Part 1

### Standard Ties

| Description | Length | Width | Thickness | Max. Bundle | Tensile Strength | Mil-Spec Reference | UL Type | Plenum Approval | Qty./Bag | Part No. |
|---|---|---|---|---|---|---|---|---|---|---|
| Burgundy Nylon | 7.5 in./190mm | .178 in./4.52mm | .053 in./1.34mm | 1/16 - 1-7/8 in. | 50 lbs. | — | 21 | AH-2 | 100 | **IT2S-C35** |
| Natural Nylon | | | | | | MS3367-1-9 | | | 100 | **IT2S-C** |
| Natural Nylon | | | | | | | | | 1000 | **IT2S-M** |
| UV Black Nylon | | | | | | MS3367-1-0 | | | 100 | **IT2S-C0** |
| UV Black Nylon | | | | | | | | | 1000 | **IT2S-M0** |
| Burgundy Nylon | 11.2 in./284mm | .178 in./4.52mm | .053 in./1.34mm | 1/16 - 3-1/16 in. | 50 lbs. | — | | | 100 | **IT3S-C35** |
| Natural Nylon | | | | | | MS3367-7-9 | | | 100 | **IT3S-C** |
| Natural Nylon | | | | | | | | | 500 | **IT3S-D** |
| UV Black Nylon | | | | | | MS3367-7-0 | | | 100 | **IT3S-C0** |
| UV Black Nylon | | | | | | | | | 500 | **IT3S-D0** |
| Natural Nylon | 14.5 in./368mm | .178 in./4.52mm | .053 in./1.34mm | 1/16 - 4-1/8 in. | 50 lbs. | MS3367-2-9 | | | 100 | **IT4S-C** |
| Natural Nylon | | | | | | | | | 500 | **IT4S-D** |
| UV Black Nylon | | | | | | MS3367-2-0 | | | 100 | **IT4S-C0** |
| UV Black Nylon | | | | | | | | | 500 | **IT4S-D0** |

### Mounting Ties

| Description | Length | Width | Strap Thickness | Max. Bundle | Tensile Strength | Screw Size | UL Type | Plenum Approval | Qty./Bag | Part No. |
|---|---|---|---|---|---|---|---|---|---|---|
| Natural Nylon | 8.1 in./206mm | .178 in./4.52mm | .053 in./1.35mm | 1/16 - 1-3/4 in. | 50 lbs. | No. 10 | 21 | AH-2 | 100 | **IT2SMH-C** |
| Natural Nylon | | | | | | | | | 1000 | **IT2SMH-M** |
| UV Black Nylon | | | | | | | | | 100 | **IT2SMH-C0** |



# Powr-Tie™ Cable Ties

**Quality Construction**
- One-piece design for added strength
- Superior locking mechanism
- Exceeds industry tensile strength ratings

**Low Insertion Force**
- Tapered thin tip reduces initial friction
- Lowest insertion force with high tensile strength
- Reduces installation fatigue

**No Burrs or Sharp Edges**
- Smooth corners provide added safety
- Rounded edges eliminate insulation damage

**Stepped Tail Grip** for easier grabbing and tightening once engaged

**Angled Tail**
- Provides quicker initial insertion
- Lowers installation costs







**Material Selection**
- **RoHS Compliant**
- **Natural General Purpose 6/6 Nylon**
  - Suitable for most applications
  - Meets UL 94V-2 flammability ratings
  - 85°C/185°F working temperature
- **UV Black Nylon 6/6**
  - Suitable for most applications with continuous or extended exposure to outdoor elements
  - Weather-resistant grade, able to endure ultraviolet (UV) light
  - Meets UL 94V-2 flammability ratings
  - 85°C/185°F working temperature
- **Heat Stabilized Black Nylon 6/6**
  - Suitable for most applications with continuous or extended exposure to high temperatures
  - Meets UL standards for electrical applications
  - Meets UL 94V-2 flammability ratings
  - 125°C/257°F working temperature



## Miniature (18 lb.) Natural & UV Black Cable Ties

| Description | Length | Width | Thickness | Max. Bundle | Tensile Strength | Mil-Spec Reference | UL Type | Plenum Approval | Qty./Bag | Part No. |
|---|---|---|---|---|---|---|---|---|---|---|
| Natural Nylon | 4.0 in./102mm | .094 in./2.39mm | .042 in./1.06mm | 1/16 - 7/8 in. | 18 lbs. | MS3367-4-9 | 21 | AH-2 | 100 | **IT1M-C** |
| Natural Nylon | | | | | | | | | 1000 | **IT1M-M** |
| UV Black Nylon | | | | | | MS3367-4-0 | | | 100 | **IT1M-C0** |
| Natural Nylon | 6.1 in./154mm | .094 in./2.39mm | .042 in./1.06mm | 1/16 - 3-1/2 in. | 18 lbs. | — | | | 100 | **IT1_5M-C** |
| UV Black Nylon | | | | | | | | | 100 | **IT1_5M-C0** |
| Natural Nylon | 8.1 in./206mm | .094 in./2.39mm | .042 in./1.06mm | 1/16 - 2-3/16 in. | 18 lbs. | — | | | 100 | **IT2M-C** |
| Natural Nylon | | | | | | | | | 1000 | **IT2M-M** |
| UV Black Nylon | | | | | | | | | 100 | **IT2M-C0** |

*IM, 1_5M & 2M Series

## Intermediate (40 lb.) Natural & UV Black Cable Ties

| Description | Length | Width | Thickness | Max. Bundle | Tensile Strength | Mil-Spec Reference | UL Type | Plenum Approval | Qty./Bag | Part No. |
|---|---|---|---|---|---|---|---|---|---|---|
| Natural Nylon | 5.7 in./145mm | .140 in./3.56mm | .049 in./1.24mm | 1/16 - 1-7/16 in. | 40 lbs. | MS3367-5-9 | 21 | AH-2 | 100 | **IT1_5I-C** |
| Natural Nylon | | | | | | | | | 1000 | **IT1_5I-M** |
| UV Black Nylon | | | | | | MS3367-5-0 | | | 100 | **IT1_5I-C0** |
| UV Black Nylon | | | | | | | | | 1000 | **IT1_5I-M0** |
| Natural Nylon | 8.8 in./224mm | .140 in./3.56mm | .049 in./1.24mm | 1/16 - 2-3/8 in. | 40 lbs. | MS53367-5-9 | | | 100 | **IT2I-C** |
| Natural Nylon | | | | | | | | | 1000 | **IT2I-M** |
| UV Black Nylon | | | | | | MS53367-5-0 | | | 100 | **IT2I-C0** |
| UV Black Nylon | | | | | | | | | 1000 | **IT2I-M0** |
| Natural Nylon | 11.5 in./292mm | .142 in./3.60mm | .055 in./1.40mm | 1/16 - 3-3/8 in. | 40 lbs. | — | | | 100 | **IT3I-C** |
| UV Black Nylon | | | | | | | | | 100 | **IT3I-C0** |
| Natural Nylon | 14.5 in./368mm | .142 in./3.60mm | .055 in./1.40mm | 1/16 - 4 in. | 40 lbs. | — | | | 100 | **IT4I-C** |
| UV Black Nylon | | | | | | | | | 100 | **IT4I-C0** |

*IM, 1_5 & 2I Series

# Standard (50 lb.) Natural & UV Black & Heat Stabilized Black Cable Ties

| Description | Length | Width | Thickness | Max. Bundle | Tensile Strength | Mil-Spec Reference | UL Type | Plenum Approval | Qty./Bag | Part No. |
|---|---|---|---|---|---|---|---|---|---|---|
| Natural Nylon | 7.5 in./190mm | .178 in./4.52mm | .053 in./1.34mm | 1/16 - 1-7/8 in. | 50 lbs. | MS3367-1-9 | 21 | AH-2 | 100 | **IT2S-C** |
| Natural Nylon | | | | | | | | | 1000 | **IT2S-M** |
| UV Black Nylon | | | | | | MS3367-1-0 | | | 100 | **IT2S-C0** |
| UV Black Nylon | | | | | | | | | 1000 | **IT2S-M0** |
| Natural Nylon | 11.2 in./284mm | .178 in./4.52mm | .053 in./1.34mm | 1/16 - 3-1/16 in. | 50 lbs. | MS3367-7-9 | | | 100 | **IT3S-C** |
| Natural Nylon | | | | | | | | | 500 | **IT3S-D** |
| UV Black Nylon | | | | | | MS3367-7-0 | | | 100 | **IT3S-C0** |
| UV Black Nylon | | | | | | | | | 500 | **IT3S-D0** |
| Natural Nylon | 14.5 in./368mm | .178 in./4.52mm | .053 in./1.34mm | 1/16 - 4-1/8 in. | 50 lbs. | MS3367-2-9 | | | 100 | **IT4S-C** |
| Natural Nylon | | | | | | | | | 500 | **IT4S-D** |
| UV Black Nylon | | | | | | MS3367-2-0 | | | 100 | **IT4S-C0** |
| UV Black Nylon | | | | | | | | | 500 | **IT4S-D0** |
| Natural Nylon | 17.0 in./432mm | .190 in./4.82mm | .053 in./1.34mm | 1/16 - 4-3/4 in. | 50 lbs. | — | | | 100 | **IT5S-C** |
| UV Black Nylon | | | | | | | | | 100 | **IT5S-C0** |

*2S, 3S & 4S Series
UL Listed Nylon 6/6 cable ties are suitable for use in Air Handling Spaces (Plenum) in accordance with Section 300-22(C) & (D) of the National Electrical Code and Rules 12-010 (3), (4) & (5) and 12-020 of the Canadian Electrical Code, Part 1.

# Light Heavy-Duty, Heavy-Duty and Extra Heavy-Duty Natural, UV Black and Heat Stabilized Cable Ties

| Description | Length | Width | Thickness | Max. Bundle | Tensile Strength | Mil-Spec Reference | UL Type | Plenum Approval | Qty./Bag | Part No. |
|---|---|---|---|---|---|---|---|---|---|---|
| Natural Nylon | 8.7/220.9mm | .300 in./7.62mm | .076 in./1.93mm | 2-1/16 in. | 120 lbs. | — | 21 | AH-2 | 100 | **IT2LH-C** |
| UV Black Nylon | | | | | | | | | 100 | **IT2LH-C0** |
| Natural Nylon | 15.1 in./384mm | .300 in./7.62mm | .075 in./1.90mm | 3/16-4-1/16 in. | 120 lbs. | MS3367-3-9 | | | 50 | **IT4LH-L** |
| UV Black Nylon | | | | | | MS3367-3-0 | | | 50 | **IT4LH-L0** |
| Natural Nylon | 17.8 in./451mm | .300 in./7.62mm | .075 in./1.90mm | 3/16-5-1/4 in. | 120 lbs. | — | | | 50 | **IT5LH-L** |
| UV Black Nylon | | | | | | | | | 50 | **IT5LH-L0** |
| Natural Nylon | 24.2 in./614mm | .300 in./7.62mm | .075 in./1.90mm | 3/16-7 in. | 120 lbs. | — | | | 50 | **IT7LH-L** |
| UV Black Nylon | | | | | | | | | 50 | **IT7LH-L0** |
| Natural Nylon | 25.3 in./642mm | .340 in./8.64mm | .090 in./2.29mm | 3/16-7-3/16 in. | 175 lbs. | MS3367-10-9 | | | 50 | **IT7H-L** |
| UV Black Nylon | | | | | | MS3367-10-0 | | | 50 | **IT7H-L0** |
| Natural Nylon | 37.1 in./942mm | .340 in./8.64mm | .090 in./2.29mm | 3/16-11 in. | 175 lbs. | MS3367-13-9 | | | 50 | **IT11H-L** |
| UV Black Nylon | | | | | | MS3367-13-0 | | | 50 | **IT11H-L0** |
| Natural Nylon | 47.8 in./ 1214mm | .340 in./8.64mm | .090 in./2.29mm | 3/8-14-1/2 in. | 175 lbs. | MS3367-16-9 | | | 50 | **IT14H-L** |
| UV Black Nylon | | | | | | MS3367-16-0 | | | 50 | **IT14H-L0** |
| UV Black Nylon | 22.8 in./579mm | .50 in./12.7mm | .080 in./2.03mm | 3/16-6 in. | 250 lbs. | — | | | 100 | **IT6EH-C0** |

*4LH, 7H, 11H, 14H Series

# Mounting Head, Natural & UV Black Cable Ties



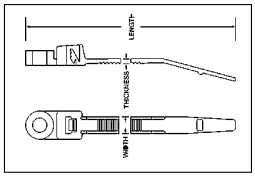


- Secures and positions wire bundles, cables, hoses, etc. to panels or other surfaces with one fastener to reduce time and cost
- Allows bundling before and after mounting

| Description | Length | Width | Thickness | Max. Bundle | Tensile Strength | Screw Size | UL Type | Plenum Approval | Qty./Bag | Part No. |
|---|---|---|---|---|---|---|---|---|---|---|
| Natural Nylon | 6.0 in./152mm | .140 in./3.55mm | .048 in./1.21mm | 1/16 - 1-1/4 in. | 30 lbs. | No. 8 | 21 | AH-2 | 100 | IT1_5IMH-C |
| UV Black Nylon | | | | | | | | | 100 | IT1_5IMH-C0 |
| Natural Nylon | 8.1 in./206mm | .178 in./4.52mm | .053 in./1.35mm | 1/16 - 1-3/4 in. | 50 lbs. | No. 10 | | | 100 | IT2SMH-C |
| Natural Nylon | | | | | | | | | 1000 | IT2SMH-M |
| UV Black Nylon | | | | | | | | | 100 | IT2SMH-C0 |
| Natural Nylon | 11.8 in./300mm | .189 in./4.80mm | .050 in./1.27mm | 1/16 - 3 in. | 50 lbs. | No. 10 | | | 100 | IT3SMH-C |
| UV Black Nylon | | | | | | | | | 100 | IT3SMH-C0 |
| Natural Nylon | 14.5 in./370mm | .189 in./4.80mm | .060 in./1.52mm | 1/16 - 4 in. | 50 lbs. | No. 10 | | | 100 | IT4SMH-C |
| Natural Nylon | 15.7 in./398mm | .300 in./7.62mm | .075 in./1.90mm | 3/16 - 4-1/16 in. | 120 lbs. | 1/4 in. | | | 100 | IT4LHMH-C |
| UV Black Nylon | | | | | | | | | 100 | IT4LHMH-C0 |

*4LH Series; **2S Series
UL Listed Nylon 6/6 cable ties are suitable for use in air handling spaces in accordance with Section 300-22(C) & (D) of the National Electrical Code.

# Mounting Pads

- Lead-N-Feature allows easy insertion for hard to reach applications
- Four-sided entry slots save time during placement orientation
- Smooth radius cradle eliminates possible damage to cable while providing stable support
- Webbed punch through screw hole allows maximum adhesive surface area, along with easy insertion of mechanical fasteners
- Low Profile is essential in confined spaces
- UL recognized, rubber adhesive positioning device

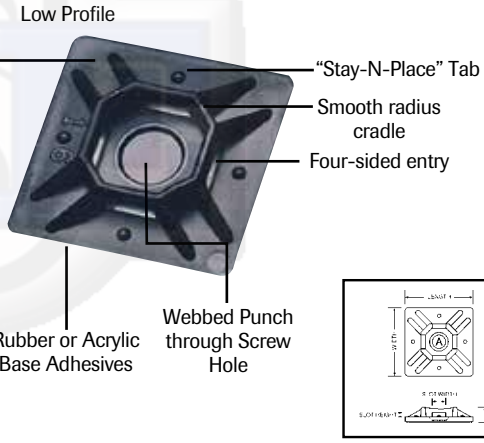




| Description | Width | Height | Slot Height | Slot Width | Screw Size | UL Type | Plenum Approval | Qty./Bag | Part No. |
|---|---|---|---|---|---|---|---|---|---|
| Natural Nylon | .74 in./19mm | .19 in./4.8mm | .05 in./1.2mm | .20 in./5.1mm | No. 4 | 21 | AH-2 | 100 | IT750MP-C |
| UV Black Nylon | | | | | | | | 100 | IT750MP-C0 |
| Natural Nylon | .99 in./25mm | .20 in./5.0mm | .06 in./1.5mm | .20 in./5.1mm | No. 6 | | | 100 | IT1000MP-C |
| UV Black Nylon | | | | | | | | 100 | IT1000MP-C0 |

# Screw Mounting Bases — Low Profile

- Perfect for confined space, control panels or other areas where space is limited



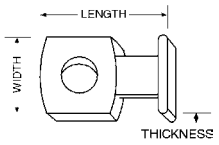


| Description | Length | Width | Height | Slot Height | Slot Width | Screw Size | UL Type | Plenum Approval | Qty./Bag | Part No. |
|---|---|---|---|---|---|---|---|---|---|---|
| Low Profile Mount | .750 in./19mm | .500 in./12.70mm | .120 in./3.04mm | .062 in./1.57mm | .180 in./4.57mm | No. 8 | 21 | AH-2 | 100 | IT1LPMB-C |

# Screw Mounting Bases – Standard



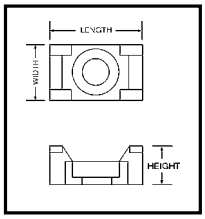


- Deep cradle design provides support for larger bundles and tubing
- Recessed screw hole allows cable ties to easily pass over screw head

| Description | Length | Width | Height | Slot Height | Slot Width | Screw Size | UL Type | Plenum Approval | Qty./Bag | Part No. |
|---|---|---|---|---|---|---|---|---|---|---|
| Natural Nylon | .590 in./15mm | .370 in./9.40mm | .270 in./6.86mm | .062 in./1.59mm | .190 in./4.83mm | No. 6 | 21 | AH-2 | 100 | **IT1SMB-C** |
| UV Black Nylon | | | | | | | | | 100 | **IT1SMB-C0** |
| Natural Nylon | .870 in./22mm | .640 in./16.26mm | .380 in./9.65mm | .125 in./3.18mm | .300 in./7.62mm | 1/4 in. | | | 100 | **IT2SMB-C** |
| UV Black Nylon | | | | | | | | | 100 | **IT2SMB-C0** |

# Multi-Purpose Cable Ties

CONSTRUCTION PRODUCTS BUCHANAN





- General purpose cable tie for building and cable management
- UL recognized and Plenum rated

| Size | | Thickness x Width | Color | Tensile Strength (lbs.) | UL Type | Plenum Approval | Qty. | Part No. |
|---|---|---|---|---|---|---|---|---|
| Miniature | 4 in. | .039 x .095 | Natural | 18 | 21 | AH-2 | 100 | B-4-18-9-C |
| | | | UL Black | | | | 100 | B-4-18-0-C |
| Intermediate | 6 in. | .047 x .142 | Natural | 40 | — | — | 100 | B-6-40-9-C |
| | | | Natural | | — | — | 1,000 | B-6-40-9-M |
| | | | UV Black | | 21 | AH-2 | 100 | B-6-40-0-C |
| | 8 in. | .053 x .178 | Burgundy | 50 | — | — | 100 | B-8-50-35-C |
| | 11 in. | | | | 21 | AH-2 | 100 | B-11-50-35-C |
| Standard | 8 in. | .057 x .181 | Natural | 50 | — | — | 100 | B-8-50-9-C |
| | | | Natural | | — | — | 1,000 | B-8-50-9-M |
| | | | UV Black | | — | — | 100 | B-8-50-0-C |
| | | | UV Black | | — | — | 1,000 | B-8-50-0-M |
| | 11 in. | | Natural | | 21 | AH-2 | 100 | B-11-50-9-C |
| | | | Natural | | 21 | AH-2 | 500 | B-11-50-9-D |
| | | | UV Black | | 21 | AH-2 | 100 | B-11-50-0-C |
| | | | UV Black | | 21 | AH-2 | 500 | B-11-50-0-D |
| | 14 in. | | Natural | | 21 | AH-2 | 100 | B-14-50-9-C |
| | | | Natural | | 21 | AH-2 | 500 | B-14-50-9-D |
| | | | UV Black | | 21 | AH-2 | 100 | B-14-50-0-C |
| | | | UV Black | | 21 | AH-2 | 500 | B-14-50-0-D |
| Heavy-Duty | 14 in. | .066 x .299 | Natural | 120 | 21 | AH-2 | 100 | B-14-120-9-C |
| | | | UV Black | | | | 50 | B-14-120-0-L |
| | 24 in. | | Natural | 175 | | | 50 | B-24-175-9-L |
| | | | UV Black | | | | 50 | B-24-175-0-L |
| | 36 in. | | Natural | | | | 50 | B-36-175-9-L |
| | 48 in. | | Natural | | | | 50 | B-48-175-9-L |
| Mounting Ties | 8 in. | .057 x .189 | Natural | 50 | — | — | 100 | B-8-50MT-9-C |
| | | | UV Black | | — | — | 100 | B-8-50MT-0-C |
| | 14 in. | .053 x .178 | Natural | | 21 | AH-2 | 100 | B-14-50MT-9-C |
| Mounting Pads | 3/4 in. x 3/4 in. | .142 Max. Tie Width | Natural | N/A | — | — | 100 | BMP-750-9-C |
| | 1 in. x 1 in. | .189 Max Tie Width | Natural | N/A | — | — | 100 | BMP-1000-9-C |

## Grommets

BUCHANAN CONSTRUCTION PRODUCTS



- Installs instantly! Flexible PVC grommets side slotted 1/16 in. for quick installation
- Snap into holes in electrical boxes, sheet metal, auto firewalls and more
- Prevents steel and other sharp edge chafing of wire insulation or cording
- Black, PVC, flexible, 60 durometer

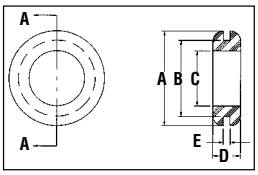


| Description | A | B | C | D | E | Qty. | Part No. |
|---|---|---|---|---|---|---|---|
| 1/2" Grommets | 55/64 | .69 | 1/2 | .25 | 1/16 | 25 | **774113** |
| 3/4" Grommets | 15/64 | 1.0 | 3/4 | .31 | 1/16 | 25 | **774136** |

## Universal Metal Stud Bushings



- Non-metallic stud bushing fits all HOLE configurations you are likely to encounter in pre-punched steel studs
- Long pulls of cable slide smoothly through the bushing, make a difficult job easier
- Protects wire without falling out of the hole

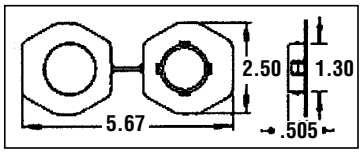


| Description | Quantity | Part No. |
|---|---|---|
| Stud Bushing | 25 | **772271** |

## Spacer Shims



- Eliminates the need to cut plate screws for "GFCI" decorator devices when installing on tile, marble, etc.
- Supports loose outlets
- Prevents broken face plates
- Snaps over #6, #8, #10 screws

| Description | Quantity | Part No. |
|---|---|---|
| Caterpillar | 5 | **772453** |
| Caterpillar | 25 | **172451L** |
| Caterpillar | 500 | **772451** |

## Flange-Type Plastic Anchor Kits

- Kit includes: Flange-type anchors, Slotted/Phillips head screws and masonry bit
- Convenient plastic storage container

| | Contents | Part No. |
|---|---|---|
|  | 100 #6-8-10 x 7/8 in. Flange-type anchors (yellow), 100 #8 x 1 in. combo-combo-head, sheet-metal screws & 1-3/16 in. masonry bit (carbide-tipped) | **90-051** |
|  | 100 #10-12 x 1 in. Flange-type anchors (red), 100 #10 x 1-1/4 in. combo-combo-head, sheet-metal screws & 1-1/4 in. masonry bit (carbide-tipped) | **90-052** |
|  | 100 #10-12 x 1 in. Flange-type anchors (red), 100 #12 x 1 in. combo-combo-head, sheet-metal screws & 1-1/4 in. masonry bit (carbide-tipped) | **90-053** |
|  | 40 #14-16 x 1-1/2 in. Flange-type anchors (white), 40 #14 x 1-1/2 in. combo-combo-head, sheet-metal screws & 1-5/4=16 in. masonry bit (carbide-tipped) | **90-054** |

# Plastic Insulated Staples



- Use with wider cable such as NM
- Plastic material is UV resistant
- Smooth plastic saddle prevents damage to cable
- Zinc-plated nails resist rust and corrosion

| Description | Quantity | Part No. |
|---|---|---|
| 1/2 in. Insulated Staple | 50/Bag | **BPS2-50** |
| | 100/Bag | **BPS2-1** |
| | 225/Jar | **BPS2-JRL** |
| | 400/Jar | **BPS2B-JR** |
| | 500/Bag | **BPS2-5** |
| | 5,000/Bucket | **BPS2-5M** |
| 3/4 in. Insulated Staple | 100/Bag | **BPS3-1** |
| | 200/Jar | **BPS3-JRL** |
| | 250/Bag | **BPS3-2** |

# Carbon Steel Staples



- Use with wider cable such as NM
- High-grade carbon steel construction
- Sharp-point legs drive straight without splitting wood
- Resist rust and corrosion

| Description | Quantity | Part No. |
|---|---|---|
| 1/2 in. x 1 in. Carbon Steel Staples | 100/Box | **BCS1-1** |
| | 500/Jar | **BCS1-JR** |
| | 500/Box | **BCS1-5** |
| | 5,000/Bucket | **BCS1-5M** |
| 9/16 in. x 1-1/4 in. Carbon Steel Staples | 100/Box | **BCS2-1** |
| | 400/Jar | **BCS2-JR** |
| | 500/Box | **BCS2-5** |
| | 5,000/Bucket | **BCS2-5M** |

# Cable Stacker



- Perfect for centering multiple cables on 2 x 4 framing members in compliance with NEC 300.4.(2)
- Use with cable such as NM
- Plastic material is UV resistant

| Description | Quantity | Part No. |
|---|---|---|
| Cable Stacker | 15 | **BPSTCKR-15** |

# Plastic Insulated Cable Stacker



- Use with wider cable such as NM
- Plastic material is UV resistant
- High-grade carbon steel construction
- Smooth plastic saddle prevents damage to cable
- Zinc-plated nails resist rust and corrosion

| Description | Quantity | Part No. |
|---|---|---|
| 1/2 in. 2 Cable Stacker | 25/Bag | **BPS2/2-25** |
| | 50/Bag | **BPS2/2-50** |

# Plastic Insulated Service Entrance Straps



- Use with service entrance cable and conduit
- Smooth plastic saddle prevents damage to cable
- Zinc-plated nails resist rust and corrosion

| Description | Quantity | Part No. |
|---|---|---|
| #6 SER & 1/2 in. EMT Plastic Insulated Service Entrance Strap | 50/Bag | **BSER6-50** |
| #6 & #8 SEU Plastic Insulated Service Entrance Strap | 50/Bag | **BSEU6-50** |
| #2 SER & 3/4 in. EMT Plastic Insulated Service Entrance Strap | 25/Bag | **BSER2-25** |
| #2 SEU Plastic Insulated Service Entrance Strap | 25/Bag | **BSEU2-25** |
| 4/0 SER Plastic Insulated Service Entrance Strap | 5/Bag | **BSER4/0-5** |
| 4/0 SEU Plastic Insulated Service Entrance Strap | 5/Bag | **BSEU4/0-5** |

# Carbon Steel Service Entrance Staples



- Use with service entrance cable and conduit
- High-grade carbon steel construction
- Sharp-point legs drive straight without splitting wood
- Resist rust and corrosion

| Contents | Quantity | Part No. |
|---|---|---|
| 1-5/16 in. x 3/4 in. | 100/Box | **BMSE150-1** |
| 1-1/2 in. x 1-1/6 in. | 100/Box | **BMSE175-1** |

# Wire Marker Booklets



- Convenient pocket-size booklets
- Plastic, cloth construction for long-lasting durability
- Resists abrasion, moisture, dirt and oil
- Perforated 1/4 in. x 1-1/2 in. markers can be separated into half-length sizes
- Non-smear black legend ensures high visibility
- Self-sticking on wire and cable
- For applications above or below ground
- Specifications: Temperature Range: -40°F to 180°F (-40°C to 82°C)
  Adhesion: 45 oz./in. width ultimate

| Legend Assortments | Quantity | Buchanan Part No. | IDEAL Part No. |
|---|---|---|---|
| 0-9 | 45 Markers each | **775101** | **44-101** |
| A-Z, 0-15, +, –, / | 10 Markers each | **775102** | **44-102** |
| 1-48 | 10 Markers each | **775103** | **44-103** |
| 46-90 | 10 Markers each | **775104** | **44-104** |
| 1, 2, 3 | 150 Markers each | — | **44-105** |
| A, B, C | 150 Markers each | — | **44-106** |
| A-Z | 45 Markers each | — | **44-148**** |
| T1, T2, T3 | 150 Markers each | — | **44-107** |
| L1, L2, L3 | 150 Markers each | — | **44-108** |
| 1-15<br>16-90<br>A-Z<br>+, –, /, 0 | 6 Markers each<br>4 Markers each<br>2 Markers each<br>2 Markers each | — | **44-109** |
| 1, 2, 3<br>A, B, C<br>T1, T2, T3<br>L1, L2, L3 | 45 Markers each<br>45 Markers each<br>30 Markers each<br>30 Markers each | — | **44-110** |
| +, –, AC, DC<br>POS, NEG, GND<br>NEUT<br>SPARE, BLANK | 45 Markers each<br>33 Markers each<br>27 Markers each<br>21 Markers each | — | **44-111*** |

Ten pages per booklet with each page bearing the legend assortment indicated. All booklets (except 44-111 & 45-148) contain 450 wire markers and 450 terminal markers.
*Booklet 44-111 includes 348 wire markers and 348 terminal markers.
**Booklet 44-148 contains 26 pages, one page of 45 markers per letter, 1170 total markers.

# Wire Marker Dispenser



- Convenient pocket-size case holds ten wire marker rolls
- Dispenser tab holds tapes firmly in place – allows removal of proper tape length without waste
- Flip top for easy access and refill
- Built-in hook for hanging from belt or tool pouch
- High-quality adhesive and 3 mil. thickness provide long-lasting, low-profile application
- Each plastic reel holds Tyvek® tape
- Specifications: Temperature Range: -40°F to 180°F (-40°C to 82°C)
  Adhesion: 45 oz./in. width ultimate

| Description | Part No. |
|---|---|
| Dispenser with 0-9 legend rolls | **42-301** |
| Refill pack with one each of 0-9 legend rolls | **42-399** |

Tyvek® is a registered trademark of E. I. du Pont de Nemours and Company.

# Write-On Marker Cards




- Use for developing personal identification systems
- Cloth write-on surface
- Accepts most writing instruments

| Marker Size | Quantity | Part No. |
|---|---|---|
| 5/8 in. x 1-1/2 in. | 14/card | **44-753** |

# Write-On Marker Booklets




- Use for developing personal identification systems
- Surface accepts pen, pencil or rubber stamp
- Specification: Adhesion – .25 oz./in. ultimate width

| Marker Size* (In.) | Markers per page | Pages per book | Part No. |
|---|---|---|---|
| 1 x 2-1/2 | 6 | 10 | **44-151** |
| 1 x 5 | 3 | 10 | **44-152** |

*Write-on area for 2-1/2 in. markers is 3/4 in. x 1 in. Write-on area for 5 in. markers is 1 in. x 1 in.

# Marking Pen



- Fast-drying, permanent ink will not smear
- Use on write-on marker cards and write-on cable-tie marker plates

| Description | Part No. |
|---|---|
| Marking Pen with black ink | **41-697** |

# Load Center



- Contains common household legends – bedroom, living room, dryer, water heater, security system, etc.

| Description | Part No. |
|---|---|
| Load Center Wire Marker Booklet | **44-154** |

# Standard & Heavy-Duty Toggle Switches

- Great for power tool and motor control switch applications
- Rugged long-wearing solid brass/nickel-plated bushings
- 1/2 in. diameter mounting hole
- Dielectric Strength: 1500V
- Mechanical Life: 100,000 cycles
- Operating Temperature: 32°F to 185°F (0°C to 85°C)
- DC Rating: Factory tested 100,000 cycles to 21 Amp 14.8 VDC

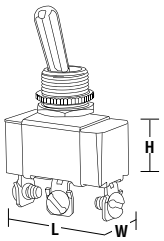


| Product | Description | Poles | Circuitry | Termination Style | No. of Terminals | Rating: Amps 125 VAC | Rating: Amps 227 Vac | Rating: HP 125-250 VAC | Dimensions (L" x W" x H") | Part No. |
|---|---|---|---|---|---|---|---|---|---|---|
|  | Toggle switch with On-Off Face-plate | SPST | On-Off | Screw | 2 | 20 | 10 | 3/4 | 1.13 x .57 x .61 | **774011** |
| | | | | Spade | | | | | | **774008** |
| | | | | O-Ring/Screw | | | | | | **774010** |
| | Toggle Switch | | (On)-Off | Spade | | | | | | **774093** |
|  | Toggle Switch | SPDT | On-Off-On | Screw | 3 | 20 | 10 | 3/4 | 1.13 x .57 x .61 | **774013** |
| | | | On-Off-On | Spade | | | | | | **774027** |
| | | | (On)-Off-(On) | Screw | | | | | | **774009** |
|  | Heavy-Duty Toggle Switch | DPST | On-Off | Screw | 4 | 20 | 10 | 1-1/2 | 1.30 x .76 x .80 | **774014** |
| | | | On-Off | Spade | | | | | | **774005** |
|  | Heavy-Duty Toggle Switch | DPDT | On-On | Screw | 6 | 20 | 10 | 1-1/2 | 1.30 x .76 x .80 | **774015** |
| | | | | | | | | | | **774015BK†** |
| | | | On-Off-On | Screw | | | | | | **774016** |
| | | | On-Off-On | Spade | | | | | | **774003** |
| | | | (On)-Off-(On) | Screw | | | | | | **774000** |

( ) denotes momentary action †Bulk Package of 100 Note: All spade terminals are 1/4" (.250).

# Medium & Light-Duty Toggle Switches

- Great for household appliances and equipment
- Bat toggle switch, 774007, is ideal for battery-powered equipment including trimmers and lawn mowers
- Wire leads are #18 AWG, 6 in. stripped wire
- 1/2 in. diameter mounting hole

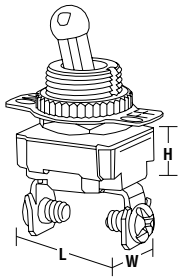


| Product | Description | Poles | Circuitry | Termination Style | No. of Terminals | Rating | Dimensions (L" x W" x H") | Part No. |
|---|---|---|---|---|---|---|---|---|
|  | Bat Toggle with On-Off Faceplate | SPST | On-Off | Screw | 2 | 6 Amps 120 VAC, 3 Amps 240 VAC | .69 × .55 × .34 | **774017** |
| | | | On-Off | Wire Leads | 2 | 4 Amps 250VAC/DC, 8 Amps 125VAC/DC, 10 Amps 125 VAC, 1/3 HP 125 VAC | .98 × .64 × .62 | **774018** |
| | Bat Toggle* | | On-Term Ground | Spade | 1 | 21 Amps 14 VDC | .69 × .55 × .34 | **774007** |
|  | Short Ball Toggle Switch | SPST | On-Off | Wire Leads | 2 | 6 Amps 125 VAC, 3 Amps 250 VAC | .89 × .47 × .55 | **774002** |

*DC rating not CSA or RU listed.

# Extra Heavy-Duty AC/DC Toggle Switches

- The switch that can handle your heavy-duty requirements
- Quick-make/quick-break type switches are ideal for DC voltage applications
- Perfect for industrial motor control, with its sturdy metal construction and stiff actuation force, withstands the abuses of virtually any application

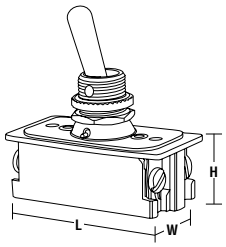


| Product | Description | Poles | Circuitry | Termination Style | No. of Terminals | Rating | | | Dimensions (L" x W" x H") | Part No. |
|---|---|---|---|---|---|---|---|---|---|---|
| | | | | | | Amps 125 VAC | Amps 227 VAC | HP 125-250 VAC | | |
|  | Heavy-Duty Toggle Switch | DPST | On-Off | Screw | 4 | 16 | 8 | 1 | 1.75 x .84 x .76 | **774096** |
| | | | | | | 20 | 10 | 1-1/2 | 2.09 x 1.00 x .90 | **774097** |

# Toggle Switch Accessories

- Neoprene covers great for outdoor and other environmentally tough conditions
- Covers screw onto toggle switches to protect from moisture, dust and dirt

| Product | Description | Mounting | Dimensions | Quantity | Part No. |
|---|---|---|---|---|---|
|  | Toggle Switch Cover | 15/32 - 32 NS-2B | .93 Height x .62 Base Dia. | 2 | **774020** |

# Double Insulated Plastic Toggle Switches

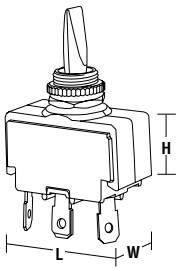


- Great for outdoor, marine/recreational equipment, automotive and weather resistant applications
- Double-insulated with an internal "O" ring design for moisture and dust resistance
- 1/2 in. diameter mounting hole

| Product | Description | Poles | Circuitry | Termination Style | No. of Terminals | Rating | | Dimensions (L" x W" x H") | Part No. |
|---|---|---|---|---|---|---|---|---|---|
| | | | | | | Amps 125 VAC | Amps 250 VAC | | |
|  | Double Insulated, Plastic Toggle Switch | SPST | On-Off | Screw | 2 | 20 | 10 | 1.37 × .76 × .94 | **774019** |

# Door Switch

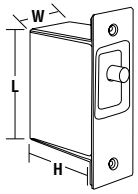


- Standard slide switch fits 9/16 in. x 7/8 in. opening
- Door switches are great for closets, turning the light on when the door is open and off when it is closed
- Door switch kit comes with metal box, cover plate and mounting hardware

| Product | Description | Color | Poles | Circuitry | Termination Style | Ratings | Dimensions (L" x W" x H") | Part No. |
|---|---|---|---|---|---|---|---|---|
|  | AC/DC Door Switch Kit | White Button | SPST | Normally On-(Off) | Wire Leads | 10 Amp 1/3 HP 125/250VAC | 1.25 x 2.75 x 2.0 | **774026K** |

( ) Denotes momentary action

# Rotary Switches

- Rotary switches are perfect for household appliances, ceiling fixtures and lamps
- Single or three-position switches available
- #18 AWG, 6 in. stripped wire leads

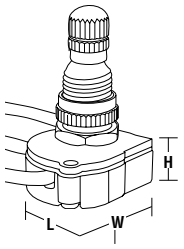


| Product | Description | Color | Poles | Circuitry | Termination Style | Ratings | Dimensions (L" x W" x H") | Part No. |
|---|---|---|---|---|---|---|---|---|
|  | Rotary Switch | Brass Plated | SPST | On-Off | Wire Leads | 6 Amp 125VAC, 3 Amp 250VAC | .97 x .80 x .39 | **774061** |
|  | 3-Way Rotary Switch | Brass Plated | SPTT | Off-On(A)-On(B)-On(A+B) | Wire Leads | 6 Amp 125VAC, 3 Amp 250VAC | .86 x 1.03 x .34 | **774062** |

( ) Denotes momentary action

# Lever & Pull Chain Switches

- Use for ceiling fixtures, lamps and fans
- Wire leads are #18 AWG, 6 in. stripped wire
- Push in connectors for #18 AWG wire
- 13/32 in. diameter mounting hole

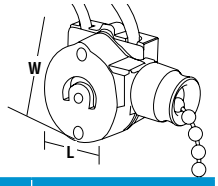


| Product | Description | Pull-Chain Color | Poles | Circuitry | Termination Type | Circuit | Rating | | | Dimensions (L" x W" x H") | Part No. |
|---|---|---|---|---|---|---|---|---|---|---|---|
| | | | | | | | Amps 125 VAC | Amps 250 VAC | Amps 125 V | | |
|  | All-Angle Lever Switch* | Nickel | SPST | On-Off | Wire Leads | 2 Pos - 2 Wire | 6 | 3 | — | 1.50 x 1.28 x .50 | **774035** |
|  | Pull Chain | Nickel | SPST | On-Off | Wire Leads | 2 Pos - 2 Wire | 6 | 3 | 3 | .92 x .88 x .67 | **774031** |
| | Pull Chain | Brass | SPST | On-Off | Wire Leads | 2 Pos - 2 Wire | 6 | 3 | 3 | .92 x .88 x .67 | **774032** |
|  | 3-Speed Pull Chain* | Brass | SPTT | Off-On-On-On | Push-In | 4 Pos - 4 Wire | 6 | 3 | — | 1.43 x 1.25 x .73 | **774034** |
|  | 3-Speed Pull Chain | Brass | SPTT | Off-On(A)-On(B)-On(A+B) | Wire Leads | 4 Pos - 3 Wire | 6 | 3 | — | .87 x 1.05 x .65 | **774037** |

( ) Denotes momentary action

# Push-Button Switches

- Great for household appliances, lamps and motor controls
- Available in normally open, normally closed and standard On-Off circuitry
- Wire leads are #18 AWG, 6 in. stripped wire
- 1/2 in. diameter mounting hole

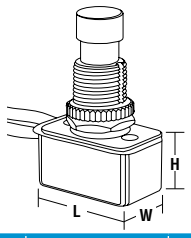


| Product | Description | Actuator | Poles | Circuitry | Termination Style | No. of Terminals | Ratings | Dimensions (L" x W" x H") | Part No. |
|---|---|---|---|---|---|---|---|---|---|
|  | Momentary Contact Push-Button Switch | Black Plastic | SPST NO | (On)-Off | Screw | 2 | 6 Amp 120 VAC, 3 Amp 240 VAC | .88 x .54 x .35 | **774022** |
|  | Maintained Contact Push-Button Switch | Black Plastic | SPST | On-Off | Wire Leads | 2 | 8 Amp 125 VAC/DC, 4 Amp 250 VAC/DC, 10 Amp 125 VAC, 1/3 HP 125 | .98 x .64 x .62 | **774021** |
|  | Momentary Contact Push-Button Switch** | Nickel Plated | SPST NO | (On)-Off | Screw | 2 | 15 Amp 125 VAC, 10 Amp 250 VAC | 1.38 x .58 x .60 | **774085** |

( ) Denotes momentary action

** cULus cCSAus

# Appliance Rocker Switches

- Great for home appliances, computer equipment, automotive and industrial controls
- Appliance Rockers fit standard .55 in. × 1.12 in. panel cut outs
- Plain and lighted versions available
- Operating temperature: 32°F to 185°F (0°C to 85°C)

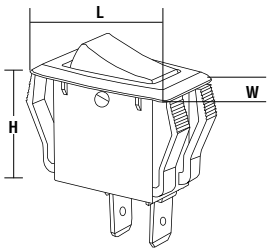


| Product | Description | Rocker | Poles | Circuitry | Termination Style | No. of Terminals | Ratings | Dimensions (L" x W" x H") | Part No. |
|---|---|---|---|---|---|---|---|---|---|
|  | Appliance Rocker Switch | Black | SPST | On-Off | Spade | 2 | 16 Amp 1/3 HP 125 VAC, 10 Amp 1/2 HP 250 VAC | 1.24 x .68 x .77 | **774038** |
|  | Appliance Rocker Switch | Red Lighted | SPST | On-Off | Spade | 3* | 16 Amp 1/3 HP 125 VAC, 10 Amp 1/2 HP 250 VAC | 1.24 x .68 x .77 | **774039** |

*3rd terminal to power lighted rocker

cULus

# Full-Size Rocker Switches

- For commercial appliances, industrial controls, automotive and marine applications
- Moisture- and dust-resistant
- Suitable for low-voltage DC applications
- Recommended .830 in. x 1.450 in. mounting hole, .125 in. panel thickness
- Operating temperature: 32°F to 185°F (0°C to 85°C)

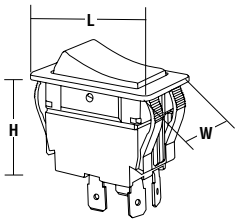


| Product | Description | Poles | Circuitry | Termination Style | No. of Terminals | Rating | | | Dimensions (L" x W" x H") | Part No. |
|---|---|---|---|---|---|---|---|---|---|---|
| | | | | | | Amps 125 VAC | Amps 227 VAC | HP 110-250 VAC | | |
|  | Black Rocker Switch | SPST | On-Off | Spade | 2 | 20 | 15 | 2 | 1.70 x .97 x 1.09 | **774045** |
|  | Black Rocker Switch | DPDT | On-Off-On | Spade | 6 | 20 | 15 | 2 | 1.70 x .97 x 1.09 | **774040BK†** |
|  | Red Lighted Rocker Switch*** | DPST | On-Off | Spade | 4 | 15 | 10* | 3/4** | 1.70 x .97 x 1.09 | **774056** |

*Amps 250 VAC **HP 125-250VAC †Bulk package of 25

# Indicator Light Part No. System

| Series | Voltage | Color | Mounting Diameter Lens Style | Terminators |
|---|---|---|---|---|
| 77 | 5 - 14V | 1 - Red | 1 - 1/2 in. Raised | 1 - 6 in. Wire Leads |
| | 6 - 28V | 2 - Green | 2 - 1/2 in. Flush | 2 - .187 in. Spade |
| | 7 - 125V | 3 - Amber | 3 - 5/16 in. Flush | — |
| | 8 - 250V | 4 - Blue | — | — |
| | — | 5 - Clear | — | — |

# Flush Indicator Lights

- Nylon body with flush transparent polycarbonate lens and stainless steel bezel, 94V-2 flammability rating
- 6 in. wire leads, 1/2 in. mounting diameter
- Lamp voltage is AC/DC
- Operating Temperature: Nylon Body: 140°C
  Polycarbonate lens: 135°C
  Low Temperature: -40°

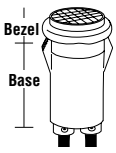


| Product | Description | Lens Color | Lamp Voltage | Watts | Amp Rating | Average Life (hrs.) | Lamp Type | Termination Style | Height (Base" x Bezel") | Part No. |
|---|---|---|---|---|---|---|---|---|---|---|
|  | Flush Indicator Light | Red | 125V | 1/3 | 2mA Max. | 25,000 | Neon | 6" Wire Leads | .91 x .10 | **777121*** |
| | Flush Indicator Light | Green | 125V | 1/3 | 2mA Max. | 15,000 | Neon | 6" Wire Leads | .91 x .10 | **777221** |
| | Flush Indicator Light | Amber | 125V | 1/3 | 2mA Max. | 25,000 | Neon | 6" Wire Leads | .91 x .10 | **777321** |

*VDE Certified

# Miniature Indicator Lights

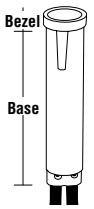


- Nylon body with flush transparent polycarbonate lens
- 6 in. wire leads
- 5/16 in. mounting diameter
- Lamp voltage is AC/DC

| Product | Description | Lens Color | Lamp Voltage | Watts | Amp Rating | Average Life (hrs.) | Lamp Type | Termination Style | Height (Base" x Bezel") | Part No. |
|---|---|---|---|---|---|---|---|---|---|---|
|  | Miniature Indicator Light | Red | 125V | 1/3 | 2mA Max. | 25,000 | Neon | 6 in. Wire Leads | 1.43 x .13 | **777131** |
| | | Green | 125V | 1/3 | 2mA Max. | 15,000 | Neon | 6 in. Wire Leads | 1.43 x .13 | **777231** |
| | | Amber | 125V | 1/3 | 2mA Max. | 25,000 | Neon | 6 in. Wire Leads | 1.43 x .13 | **777331** |
| | | | | | | | | | | **777331BK†** |

†Bulk Package of 100

# Raised Indicator Lights

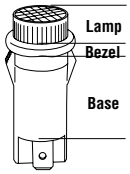


- Nylon body with raised transparent polycarbonate lens and stainless steel bezel, 94V-2 flammability rating
- 1/2 in. mounting diameter
- Lamp voltage is AC/DC
- Operating Temperature: Nylon Body: 140°C Low Temp -40°C
  Polycarbonate lens: 135°C

| Product | Description | Lens Color | Lamp Voltage | Watts | Amp Rating | Average Life (hrs.) | Lamp Type | Termination Style | Height (Base" x Bezel") | Part No. |
|---|---|---|---|---|---|---|---|---|---|---|
|  | Raised Indicator Light | Red | 14V | 1.2 | .08 | 50,000 | Incandescent | 6" Wire Leads | .91 x .10 x .20 | **775111*** |
| | | Red | 28V | 1.2 | .04 | 25,000 | Incandescent | 6" Wire Leads | .91 x .10 x .20 | **776111*** |
| | | Green | 28V | 1.2 | .04 | 25,000 | Incandescent | 6" Wire Leads | .91 x .10 x .20 | **776211*** |
| | | Amber | 28V | 1.2 | .04 | 25,000 | Incandescent | 6" Wire Leads | .91 x .10 x .20 | **776311*** |
| | | Red | 125V | 1/3 | 2mA Max. | 25,000 | Neon | 6" Wire Leads | .91 x .10 x .20 | **777111*** |
| | | Green | 125V | 1/3 | 2mA Max. | 15,000 | Neon | 6" Wire Leads | .91 x .10 x .20 | **777211*** |
| | | Amber | 125V | 1/3 | 2mA Max. | 25,000 | Neon | 6" Wire Leads | .91 x .10 x .20 | **777311*** |
| | | Red | 250V | 1/2 | 2mA Max. | 25,000 | Neon | 6" Wire Leads | .91 x .10 x .20 | **778111*** |
| | | Green | 250V | 1/2 | 2mA Max. | 15,000 | Neon | 6" Wire Leads | .91 x .10 x .20 | **778211*** |
|  | Raised Indicator Light | Red | 125V | 1/3 | 2mA Max. | 25,000 | Neon | .187" Spade | 1.09 x .10 x .20 | **777112** |
| | | | | | | | | | | **777112BK†** |
| | | Green | 125V | 1/3 | 2mA Max. | 15,000 | Neon | .187" Spade | 1.09 x .10 x .20 | **777212** |
| | | | | | | | | | | **777212BK†** |

*VDE certified †Bulk Package of 100





# Heat Shrink & Splice Kits

- Easy to install underground splice kits to help save time and money
- Protects cable during storage with watertight seal provided by IDEAL End Caps







# Thermo-Shrink® UF Splice Kits



- Direct burial rated, UV resistant
- 14/3 with and without ground through 8/3 without ground, UF cable range
- Stretcher kit repairs a 7 in. to 10 in. section damaged or destroyed by a trencher
- 600V Maximum, 105°C rating
- Meets the requirements of the 2002 NEC Code 110-14(b) and UL486D
- One wire per fitting

E123896

| Description | Part No. |
|---|---|
| UF Splice Kit - 14-8 AWG, Tubing 1.1 in. x 8 in. | **46-400** |
| UF Stretcher Kit* - 14-8 AWG, Tubing 1.1 in. x 18 in. | **46-410** |

*Stretcher kit connector is 11.5 in.

# Thermo-Shrink® Al/Cu Splice Kits



- Direct burial rated, underground splice kits
- Heavy-wall heat shrink tubing with adhesive liner provides complete insulation and protection
- Connector can be used for aluminum and/or copper cable
- Meets the requirements of the 2005 NEC Code 110-14(B)
- 600V maximum, 105°C rating
- UV resistant

| Description | Part No. |
|---|---|
| Underground Splice Kit – 8 to 4 AWG, Tubing 3/4 in. x 6 in. | **46-401** |
| Underground Splice Kit – 4 AWG to 1/0, Tubing 1.1 in. x 8 in. | **46-402** |
| Underground Splice Kit – 1/0 to 250 KCMIL, Tubing 1-1/2 in. x 12 in. | **46-403** |

# Thermo-Shrink® Self-Sealing UF Splice Kit



- Fully waterproof, submersible and re-enterable to make future changes or repairs
- Meets the requirements of the 2002 NEC Code 110-14 (b) and UL486D
- Accommodates 14 to 10 AWG wire range
- 600V Maximum, 105°C rating

| Description | Part No. |
|---|---|
| Self Sealing UF Splice Kit | **46-411** |

# Thermo-Shrink® Copper Butt Splice Kits




- UL Listed
- UV resistant
- Provides a fully-insulated butt splice
- 600V Maximum, 105°C rating
- Not rated for direct burial

| Description | Part No. |
|---|---|
| Butt Splice Kit – Copper 14-8 AWG | **46-404** |
| Butt Splice Kit – Copper 8-2 AWG | **46-405** |

# Thermo-Shrink® Heat Shrink Kit



| Description | Part No. |
|---|---|
| Thermo-Shrink® Heat Shrink Kit | **46-007** |
| **Kit Includes** | **Part No.** |
| HEAT ELITE PRO™ Heat Gun | **46-203** |
| 3/64 in. Heat Shrinkable Tubing (4 ft. disk) | **46-600** |
| 1/16 in. Heat Shrinkable Tubing (4 ft. disk) | **46-601** |
| 3/32 in. Heat Shrinkable Tubing (4 ft. disk) | **46-602** |
| 1/8 in. Heat Shrinkable Tubing (4 ft. disk) | **46-603** |
| 3/16 in. Heat Shrinkable Tubing (4 ft. disk) | **46-604** |
| 1/4 in. Heat Shrinkable Tubing (4 ft. disk) | **46-605** |
| 5/16 in. Heat Shrinkable Tubing (4 ft. disk) | **46-606** |
| 3/8 in. Heat Shrinkable Tubing (4 ft. disk) | **46-607** |
| 1/2 in. Heat Shrinkable Tubing (4 ft. disk) | **46-608** |
| 3/4 in. Heat Shrinkable Tubing (4 ft. disk) | **46-609** |
| 1 in. Heat Shrinkable Tubing (4 ft. disk) | **46-610** |
| Small Deflector, 1-1/4 in. diameter | **46-941** |
| Premium T®-Cutter Wire Cutter | **45-123** |

# Thermo-Shrink® Thin-Wall Heat Shrinkable Tubing



- Polyolefin material electrically insulates and protects in-line components, disconnect terminals and splices with its high strength and excellent resilience
- Use to bundle wires for very flexible light-duty harnesses
- Highly flame-retardant and flexible; resistant to common fluids and solvents
- Meets UL 486D 125°C VW-1 600V; Material: No PBB's, PBBE's, conforms to ROHS
- 2:1 shrink ratio; Minimum shrink temperature: 70°C; Operating temperature: -55°C to +125°C
- RoHS compliant
- UV resistant

| Normal Size (in.) | Expanded I.D. (Min.) | Nominal Recovered I.D. (Max.) | Recovered Wall Thickness +/- 10% | Cable Range AWG* | Length (Pkg.) | Part No. |
|---|---|---|---|---|---|---|
| 3/64 | 0.063"/1.6mm | 0.024"/0.6mm | 0.013"/0.33mm | 22-18 | 4 ft. (Disk) | **46-600** |
| 1/16 | 0.079"/2.0mm | 0.031"/0.8mm | 0.014"/0.36mm | 16 | 4 ft. (Disk) | **46-601** |
| 3/32 | 0.122"/3.1mm | 0.047"/1.2mm | 0.017"/0.44mm | 14-12 | 4 ft. (Disk) | **46-602** |
| 1/8 | 0.146"/3.7mm | 0.063"/1.6mm | 0.017"/0.44mm | 24-20 | 6 in. (Bag) | **46-310** |
| | | | | | 4 ft. (Disk) | **46-603** |
| | | | | | 1,000 ft. (Spool) | **46-312** |
| 3/16 | 0.205"/5.2mm | 0.094"/2.4mm | 0.020"/0.50mm | 20-14 | 6 in. (Bag) | **46-313** |
| | | | | | 4 ft. (Disk) | **46-604** |
| | | | | | 1,000 ft. (Spool) | **46-315** |
| 1/4 | 0.268"/6.8mm | 0.126"/3.2mm | 0.022"/0.56mm | 14-8 | 6 in. (Bag) | **46-316** |
| | | | | | 4 ft. (Disk) | **46-605** |
| | | | | | 500 ft. (Spool) | **46-318** |
| 5/16 | 0.346"/8.8mm | 0.157"/4.0mm | 0.022"/0.56mm | 10-6 | 4 ft. (Disk) | **46-606** |
| 3/8 | 0.421"/10.7mm | 0.185"/4.7mm | 0.022"/0.56mm | 8-4 | 6 in. (Bag) | **46-319** |
| | | | | | 4 ft. (Disk) | **46-607** |
| | | | | | 200 ft. (Spool) | **46-321** |
| 1/2 | 0.539"/13.7mm | 0.252"/6.4mm | 0.026"/0.65mm | 4-1 | 6 in. (Bag) | **46-322** |
| | | | | | 4 ft. (Disk) | **46-608** |
| | | | | | 200 ft. (Spool) | **46-324** |
| 3/4 | 0.807"/20.5mm | 0.374"/9.5mm | 0.027"/0.69mm | 2-250 MCM | 6 in. (Bag) | **46-325** |
| | | | | | 4 ft. (Disk) | **46-609** |
| | | | | | 200 ft. (Spool) | **46-327** |
| 1 | 1.043"/26.5mm | 0.500"/12.7mm | 0.031"/0.80mm | 2/0-500 MCM | 6 in. (Bag) | **46-328** |
| | | | | | 4 ft. (Disk) | **46-610** |
| | | | | | 100 ft. (Spool) | **46-330** |

*Reference only - Consult the wire manufacturer's catalog for specific O.D. of wire and insulation.

c RU® US

## Specifications

| Property | Test Method | Typical Data |
|---|---|---|
| Tensile strength | ASTM D 638 | 14MPa |
| Elongation at break | ASTM D 638 | 600% |
| Elongation after aging at 175°C for 168 hours | UL 224 | 350% |
| Flammability | UL 224 VW-1 | Pass |
| Heat shock (250°C/4 hours) | UL 224 | No cracking |
| Cold bend test (-55°C/4 hours) | UL 224 | No cracking |
| Dielectric strength | ASTM D 150 | 20KV/mm |
| Volume resistance | ASTM D 876 | 1014Ωcm |
| Copper corrosion | UL 224 | Pass |
| Chemical resistance | UL 224 | Pass |
| Longitudinal shrinkage | UL 224 | 0±5% |
| Eccentricity | UL 224 | 30% |

# Thermo-Shrink® Heavy-Wall Heat Shrinkable Tubing



- TS-46 irradiated cross-linked polyolefin with 3:1 standard shrink ratio
- Adhesive liner provides complete insulation and protection to electrical splices in above-grade, underground or underwater applications
- Maximum flame retardant
- Meets UL 486D, CSA C22.2 No. 198.2, ANSI C119.1, Western Underground Guides Nos. 2.4, 2.5, MIL-DTL-23053/15, IEEE 383 Vertical Flame Test, ANSI C37.20.2, ICEA S-19-8 and NEMA insulation thickness requirements
- Rated for 600V, 90°C continuous use

| Model | Expanded I.D. (Min.) (In.) | Recovered I.D. (Max.) (In.) | Nominal Recovered Wall Thickness (In.) | Cable Range* | Length (In.) | Cat. No. |
|---|---|---|---|---|---|---|
| TS-46-400 | .400 | .130 | .070 | 12-8 AWG | 6 | **46-343** |
| | | | | | 9 | **46-344** |
| | | | | | 48 | **46-346** |
| TS-46-750 | .750 | .220 | .090 | 6-2/0 AWG | 6 | **46-347** |
| | | | | | 9 | **46-348** |
| | | | | | 48 | **46-350** |
| TS-46-1100 | 1.100 | .350 | .120 | 1/0-3/0 AWG | 6 | **46-351** |
| | | | | | 9 | **46-352** |
| | | | | | 48 | **46-354** |
| TS-46-1500 | 1.500 | .470 | .160 | 2/0 AWG-350 KCMIL | 9 | **46-356** |
| | | | | | 12 | **46-357** |
| | | | | | 48 | **46-358** |
| TS-46-2000 | 2.000 | .630 | .160 | 250-500 KCMIL | 9 | **46-369** |
| | | | | | 18 | **46-371** |
| | | | | | 48 | **46-372** |

*Reference only. Consult the wire manufacturer's catalog for specific O.D. of wire and insulation.

UL LISTED CSA®

## Specifications

| Properties | Heavy Wall |
|---|---|
| Shrink Temperatures | 120°C to 250°C (200°C recommended) |
| Continuous Operating Temperature | -55°C to 110°C |
| Tensile Strength (PSI) | 2,100 PSI min. |
| Ultimate Elongation | 600% min. |
| Secant Modulus @ 2% Strain | 25,000 PSI max. |
| Specific Gravity | 1.20 max. |
| Heat Aging, 168 hrs. @ 175°C Tensile Strength Elongation | 500% |
| Heat Shock, 4 hrs. @ 225°C | No cracks, flowing or dripping |
| Flammability | Self-extinguishing |
| Low Temperature Brittle Point | -55°C |
| Volume Resistivity | 1013ohm-cm min. |
| Dielectric Strength | 500V/mil (20kV/min.) |
| Corrosive Effect | Non-corrosive |
| Solvent Resistance 24 hrs. Immersion per MIL-DTL-23053 | Good to excellent |
| Water Absorption | 0.5% |
| Fungus Resistance | No growth |
| Longitudinal Change, 3 min. | +1%/-10% |

All values are typical performance data and are not to be used as design data.

# Thermo-Shrink® Medium-Wall Heat Shrinkable Tubing End Caps



- Creates a watertight seal to protect ends of power and control cords
- Protects against oxidation, ozone, UV radiation, etc.
- Coated with hot melt adhesive to ensure environment seal
- Fits easily over end of cable
- Protect power cables up to 1000V and telecommunication cable
- Recommended for both open air and underground power distribution cables with PVC, lead or XLPE sheaths
- Thermally stabilized cross-linked polylefin, coated with specially designed hot melt adhesive
- UV resistant

| Expanded I.D. (Min.) | Recovered I.D. (Max.) | Recovered Wall Thickness +/-10% | Cable Dia. Range* | Length | Part No. |
|---|---|---|---|---|---|
| 0.55"/14mm | 0.18"/4.5mm | 0.079"/2.0mm | 0.20"/5mm - 0.47"/12mm | 1.77"/ 45mm | **46-381** |
| 0.98"/25mm | 0.31"/8mm | 0.091"/2.3mm | 0.39"/10mm - 0.71"/18mm | 2.76"/ 70mm | **46-382** |
| 1.38"/35mm | 0.59"/15mm | 0.118"/3.0mm | 0.67"/17mm - 1.18"/30mm | 3.35"/ 85mm | **46-383** |
| 2.95"/75mm | 1.38"/35mm | 0.138"/3.5mm | 1.77"/45mm - 2.76"/70mm | 5.12"/ 130mm | **46-384** |

*Consult the wire manufacturer's catalog for specific O.D. of wire and insulation.

### Specifications

| Property | Test Method | Typical Data |
|---|---|---|
| Operating Temperature | IEC 216 | -55°C to +110°C |
| Tensile Strength | ASTM D 638 | >14 MPa |
| Elongation at break | ASTM D 638 | >400% |
| Density | ASTM D 792 | 1.05g/cm3 |
| Elongation of break after again | 150°C, 168 hrs. | >300% |
| Dielectric strength | IEC 243 | >15KV/mm |
| Volume resistance | IEC 93 | 1014Ωcm |

# Heat Elite Heat Gun Kit



- Temperature range: 660°-930°F (300°-500°C)
- Two-step switch for heat and air flow adjustments
- Double-insulated power cord
- Ergonomic distribution of weight
- Comfortable non-slip handle for ease of use

| Description | Part No. |
|---|---|
| Heat Elite Heat Gun Kit, 1200 Watts | **46-202** |
| **Kit Includes** | **Part No.** |
| Heat Elite Heat Gun, 1200 Watts | **46-202** |
| Small Deflector, 1-1/4 in. diameter | **46-941** |
| Wide-Slot Adapter | **45-954** |

# HEAT ELITE PRO™ Heat Gun Kit



- Temperature range: 180°F - 1020°F (80° - 550°C)
- Double-insulated power cord
- Ergonomic distribution of weight
- Comfortable non-slip handle for ease of use
- LCD display with memory functions
- Temperature and airflow adjustments
- Stand-by mode to minimize the energy consumption
- Ceramic heating element ensures long-term coil performance

| Description | Part No. |
|---|---|
| HEAT ELITE PRO™ Heat Gun Kit, 1500 Watts | **46-203** |
| **Kit Includes** | **Part No.** |
| HEAT ELITE PRO™ Heat Gun, 1500 Watts | **46-203** |
| Small Deflector | **46-941** |
| Reduction Adapter | **46-950** |
| Wide-Slot Adapter | **46-954** |

# Heat Elite Plus LCD Heat Gun Kit



- Temperature range: 180° - 1200°F (80° - 650°C)
- Two-step switch for heat and air flow adjustments
- Double-insulated power cord
- Ergonomic distribution of weight
- Comfortable non-slip handle for ease of use
- Infinite temperature adjustment

| Description | Part No. |
|---|---|
| Heat Elite Plus LCD Heat Gun Kit, 1500 Watts | **46-204** |
| **Kit Includes** | **Part No.** |
| Heat Elite Plus LSD Heat Gun, 1500 Watts | **46-204** |
| Small Deflector | **46-941** |
| Welding Adapter | **46-952** |
| Solder Reflector Adapter | **46-953** |
| Overlap Adapter | **46-955** |
| Pressure Roller | **46-956** |

# Heat Gun Accessories



**46-941** **46-950** **46-951** **46-954** **46-956**



**46-952** **46-953** **46-955**

| Description | For Use With: | Part No. |
|---|---|---|
| Small Deflector, 1-1/4 in. diameter | 46-202, 46-203, 46-204 | **46-941** |
| Reduction Adapter | 46-203, 46-204 | **46-950** |
| Glass Protection Adapter | 46-202, 46-203, 46-204 | **46-951** |
| Welding Adapter | 46-203, 46-204 | **46-952** |
| Solder Reflector Adapter | 46-204 | **46-953** |
| Wide-Slot Adapter | 46-202, 46-203, 46-204 | **46-954** |
| Overlap Adapter | 46-203, 46-204 | **46-955** |
| Pressure Roller | 46-204 | **46-956** |

# Lockout/Tagout






## Your Safety is our #1 concern.

A leader in personal safety for professional electricians, IDEAL Safety, Health and Environment products comply with ASTM requirements and OSHA regulations.

Every day we are protecting lives with the products we provide from 1000 volt insulated tools to Lockout/Tagout equipment, Clamp Meters, S-Class® Fish Tapes, specialty connectors and more!

IDEAL continuously works on methods and equipment that provide the maximum in performance to assure your safety and health while delivering better environment solutions that leave a small footprint.



## Training...essential in keeping you safe whatever the job.

The proper use of materials and tools can mean the difference to your personal safety and health. IDEAL provides state-of-the-art training to give you the best methods and utilization of this equipment through hands-on demonstrations, peer discussions and on-site applications.

Training consists of several proven methods
- Lockout/Tagout Safety and Procedures
- Arc Flash Safety and 1000V Insulated Tools
- Test and Measurement Equipment and procedures

For more details on available training programs, contact your IDEAL sales representative.

# Starter Lockout/Tagout Kit




- A starter selection of the lockout/tagout devices every electrician/maintenance person needs
- Small nylon zipper pouch features belt loops and d-rings for easy attachment to belts, tool pouches, tool carts and more

| Description | | Part No. |
|---|---|---|
| Starter Lockout/Tagout Kit | | **44-973** |
| **Kit Includes** | **Qty.** | **Part No.** |
| Universal Multi-Pole Lockout | 1 | **44-783** |
| 1 in. Safety Lockout Hasp | 1 | **44-800** |
| Universal 277V Breaker/Single-Pole Lockout | 1 | **44-809** |
| 110V Plug Lockout | 1 | **44-818** |
| Striped Lockout Tags – Do Not Operate | 2 | **44-849** |
| 3/4 in. Shackle Red Padlock | 1 | **44-906** |
| Zipper Pouch | 1 | **IA-3240** |

Quantities listed in kit description are for individual pieces, not carded packages.

# Basic Lockout/Tagout Kit




- A great selection of the most popular lockout/tagout devices
- Small nylon zipper pouch features belt loops and d-rings for easy attachment to belts, tool pouches, tool carts and more

| Description | | Part No. |
|---|---|---|
| Basic Lockout/Tagout Kit | | **44-970** |
| **Kit Includes** | **Qty.** | **Part No.** |
| Universal Multi-Pole Breaker Lockout | 1 | **44-783** |
| Wall Switch Lockout | 1 | **44-789** |
| 1 in. Safety Lockout Hasp | 1 | **44-800** |
| 480/600V Breaker Lockout | 1 | **44-807** |
| Universal 277V Breaker Lockout/Single Pole | 1 | **44-809** |
| Hinged Single-Pole Breaker Lockouts | 2 | **44-810** |
| 110V Plug Lockout | 1 | **44-818** |
| Striped Lockout Tags – Do Not Operate | 5 | **44-849** |
| 3/4 in. Red Padlock | 1 | **44-906** |
| Zipper Pouch | 1 | **IA-3240** |

Quantities listed in kit description are for individual pieces, not carded packages.

# Standard Lockout/Tagout Kit




- Excellent selection of lockout/tagout devices, tags and locks for maintenance workers or contractors
- Small nylon zipper pouch features belt loops and d-rings for easy attachment to belts, tool pouches, tool carts and more

| Description | | Part No. |
|---|---|---|
| Standard Lockout/Tagout Kit | | **44-971** |
| **Kit Includes** | **Qty.** | **Part No.** |
| Hinged Single-Pole Breaker Lockouts | 3 | **44-810** |
| Universal 277V Breaker Lockouts/Single Pole | 2 | **44-809** |
| 480/600V Breaker Lockout | 1 | **44-807** |
| Wall Switch Lockout | 1 | **44-789** |
| 110V Small Plug Lockout | 1 | **44-818** |
| 2 in. Shackle Red Padlocks | 2 | **44-907** |
| 1 in. Safety Lockout Hasps | 2 | **44-800** |
| Lockout Tags – Do Not Operate | 5 | **44-848** |
| Striped Lockout Tags – Do Not Operate | 5 | **44-849** |
| Cleat for 277V Breaker Lockout | 1 | **44-785** |
| Cleat for 480/600V Breaker Lockout | 1 | **44-786** |
| Universal Multi-Pole Breaker Lockouts | 2 | **44-783** |
| Zipper Pouch | 1 | **IA-3240** |

Quantities listed in kit description are for individual pieces, not carded packages.

# Job Site Lockout/Tagout Kit




- Perfect kit for individual workers; padlocks keyed-alike for worker convenience
- Excellent selection of lockout/tagout devices, tags and keyed-alike padlocks for most applications

| Description | | Part No. |
|---|---|---|
| Job Site Lockout/Tagout Kit | | **44-979** |
| **Kit Includes** | **Qty.** | **Part No.** |
| Circuit Breaker Lockouts - tall and wide toggles | 2 | **44-956** |
| Circuit Breaker Lockouts - standard single and double toggles | 3 | **44-957** |
| Circuit Breaker Lockout Padlock | 1 | **—** |
| Red Lockout Padlocks | 3 | **44-916**** |
| 1 in. Safety Lockout Hasp | 1 | **44-800** |
| Red Labeled Lockout | 1 | **44-791*** |
| Universal Wall Switch Lockout | 1 | **44-772** |
| Lockout Tags - Do Not Operate (striped) | 12 | **44-833*** |
| Tool Box*** (12 in. x 6 in. x 6 in.) | 1 | **IA-3241** |

*Master Lock® equivalent.
**Reference part number is keyed-different, keyed-alike and master-keyed products can be special ordered by contacting IDEAL Customer Service.
***Tool box color may vary.

Master Lock® is a registered trademark of Master Lock Company LLC.

# Plant Facility Lockout/Tagout Kit




- Ideal for plant facility personnel to keep all lockout/tagout devices in one convenient place
- Polypropylene plastic tool box resists oil and chemicals

| Description | | Part No. |
|---|---|---|
| Plant Facility Lockout/Tagout Kit | | **44-972** |
| **Kit Includes** | **Qty.** | **Part No.** |
| Hinged Single-Pole Breaker Lockouts | 5 | **44-810** |
| Universal 277V Breaker/Single Pole Lockouts | 3 | **44-809** |
| 480/600V Breaker Lockout | 1 | **44-807** |
| Wall Switch Lockouts | 2 | **44-789** |
| 110V Plug Lockout | 1 | **44-818** |
| 1 in. Safety Lockout Hasps | 3 | **44-800** |
| Red Labeled Lockout | 1 | **44-791** |
| 220/550V Plug Lockout | 1 | **44-819** |
| Striped Lockout Tags – Do Not Operate | 10 | **44-849** |
| Fuse Blockout | 1 | **44-815** |
| Fuse Blockout | 1 | **K-7349** |
| Gate Valve Lockout | 1 | **44-824** |
| Cleat for 277V Breaker Lockout | 1 | **44-785** |
| Cleat for 480/600V Breaker Lockout | 1 | **44-786** |
| Universal Multi-Pole Breaker Lockouts | 3 | **44-783** |
| Tool Box* (12 in. x 6 in. x 6 in.) | 1 | **IA-3241** |

Quantities listed in kit description are for individual pieces, not carded packages.
*Tool box color may vary.

# Industrial Lockout/Tagout Kit




- An industrial selection of lockout/tagout devices
- Polypropylene plastic tool box resists oil and chemicals

| Description | | Part No. |
|---|---|---|
| Industrial Lockout/Tagout Kit | | **44-974** |
| **Kit Includes** | **Qty.** | **Part No.** |
| Hinged Single-Pole Breaker Lockouts | 3 | **44-810** |
| Universal 277V Breaker/Single Pole Lockouts | 2 | **44-809** |
| 480/600V Breaker Lockout | 1 | **44-807** |
| Wall Switch Lockout | 1 | **44-789** |
| 110V Small Plug Lockout | 1 | **44-818** |
| Ball Valve Lockout | 1 | **44-820** |
| 1 in. Safety Lockout Hasps | 2 | **44-800** |
| Red Labeled Lockout | 1 | **44-791** |
| 220/550V Plug Lockout | 1 | **44-819** |
| Striped Lockout Tags – Do Not Operate | 10 | **44-849** |
| Fuse Blockout | 1 | **44-815** |
| Fuse Blockout | 1 | **K-7349** |
| Gate Valve Lockout | 1 | **44-824** |
| Cleat for 277V Breaker Lockout | 1 | **44-785** |
| Cleat for 480/600V Breaker Lockout | 1 | **44-786** |
| Red Lockout Padlocks | 4 | **44-916** |
| Universal Multi-Pole Breaker Lockouts | 2 | **44-783** |
| Tool Box* (12 in. x 6 in. x 6 in.) | 1 | **IA-3241** |

Quantities listed in kit description are for individual pieces, not carded packages.
*Tool Box color may vary.

# Group Lock Box




- Helps ensure maximum security for complex work team situations
- Allows up to 13 individuals to personally lock the closed box
- Heavy-duty steel construction resists unauthorized entry and job-site abuse
- Compact 8-3/4 in. x 3-1/2 in. x 6 in. design

| Description | Part No. |
|---|---|
| Group Lock Box | **44-804** |

# Personal Lockout/Tagout Pouch Kit



- Easy to carry, zippered pouch holds a worker's personal padlocks and other small devices

| Description | | Part No. |
|---|---|---|
| Personal Lockout/Tagout Pouch Kit | | **44-969** |
| **Kit Includes** | **Qty.** | **Part No.** |
| 1 in. Safety Lockout Hasp | 1 | **44-800** |
| Lockout Tags | 12 | **44-833*** |
| Red Safety Padlocks - Keyed Alike | 3 | **44-916**** |
| Personal Lockout Pouch | 1 | — |

*Master Lock® equivalent.

**Keyed alike and master keyed padlocks can be special ordered by contacting IDEAL Customer Service.

Master Lock® is a registered trademark of Master Lock Company LLC.

# Industrial Lockout/Tagout Station



- Large Lockout/Tagout Station can be wall mounted or easily transported
- All metal, lockable cabinets come with two adjustable shelves
- Lockout safety tips are conveniently located inside of door for frequent reminders of proper lockout procedures

| Description | | Part No. |
|---|---|---|
| Industrial Lockout/Tagout Station (16" H x 16" W x 6" D) | | **44-975** |
| **Kit Includes** | **Qty.** | **Part No.** |
| Hinged Single-Pole Breaker Lockouts | 2 | **44-810** |
| Universal Single-Pole Breaker Lockouts | 2 | **44-809** |
| Cleat for Universal Single-Pole Lockouts | 2 | **44-785** |
| Universal Multi-Pole Breaker Lockouts | 2 | **44-783** |
| 480/600V Breaker Lockout | 1 | **44-807** |
| Cleat for 480/600V Breaker Lockout | 1 | **44-786** |
| Wall Switch Lockout | 1 | **44-789** |
| 1 in. Safety Lockout Hasps | 3 | **44-800** |
| Red Safety Padlocks | 4 | **44-916** |
| 100V Small Plug Lockout | 1 | **44-818** |
| 220/550V Plug Lockout | 1 | **44-819** |
| Lockout Tags – Do Not Operate | 10 | **44-849** |
| Gate Valve Lockout - 1 in. to 2-1/2 in. | 1 | **44-824** |
| Gate Valve Lockout - 2-1/2 in. to 5 in. | 1 | **44-825** |
| Ball Valve Lockout | 1 | **44-820** |
| Pneumatic Lockout | 1 | **44-774** |
| Cabinet | 1 | **IA-4989** |

Quantities listed in kit description are for individual pieces, not carded packages.
*Tool Box color may vary.

# Lock Stations




44-778




44-806

- Resilient polycarbonate material provides twice the heat resistance and quadruple the impact strength of typical stations
- Lockable cover prevents loss of valuable safety products and innovative hinge holds cover open for easy product selection

| Description | | Part No. |
|---|---|---|
| Four-Lock Station Kit | | 44-778 |
| **Kit Includes** | **Qty.** | **Part No.** |
| Four-Lock Station Board | 1 | — |
| Safety Padlocks, Red | 4 | 44-916 |
| Heavy-Duty Lockout Tags | 12 | — |
| 1 in. Safety Lockout Hasps | 2 | 44-800 |

| Description | | Part No. |
|---|---|---|
| Ten-Lock Station Kit | | 44-806 |
| **Kit Includes** | **Qty.** | **Part No.** |
| Ten-Lock Station Board | 1 | 44-805 |
| Safety Padlocks, Red | 10 | 44-916 |
| Heavy-Duty Lockout Tags | 24 | — |
| 1 in. Safety Lockout Hasps | 2 | 44-800 |

# Hinged Single-Pole Breaker Lockouts

- Hinged single-pole lockout with locking post design, locks lever in off position to isolate and prevent breaker use
- Ideal for applications where panel closure is preferred



| Description | Quantity | Part No. |
|---|---|---|
| Hinged Single-Pole Breaker Lockouts | 3 | 44-810 |
| Hinged Single-Pole Breaker Lockouts | 100 | 44-1810 |

# Universal 120/277V Breaker Lockouts

- Use thumbscrew to clamp lockout securely on to switch tongue, then pull cover over thumbscrew and lock in place to prevent clamp from being loosened
- Blade design provides tighter grip with less torque on thumbscrew



| Description | Quantity | Part No. |
|---|---|---|
| Single-Breaker Lockouts | 3 | 44-809 |
| Cleat for Single-Pole Breaker Lockouts | 3 | 44-785 |
| Single-Pole Breaker Lockouts | 50 | 44-1809 |

# 480/600V Single/Multi-Pole Breaker Lockouts

- Use thumbscrew to clamp lockout securely on to switch tongue, then pull cover over thumbscrew and lock in place to prevent clamp from being loosened
- Blade design provides tighter grip with less torque on thumbscrew



| Description | Quantity | Part No. |
|---|---|---|
| 480/600V Single/ Multi-Pole Lockout | 1 | 44-807 |
| 480/600V Single/Multi-Pole Lockouts | 50 | 44-1807 |
| Cleat for 480/600V Single/Multi-Pole Lockout | 2 | 44-786 |

# Large Breaker Lockout



- Designed to lockout large 480/600V breaker switches up to 2-1/2 in. wide and 7/8 in. thick
- Easy to install – no tools required

| Description | Quantity | Part No. |
|---|---|---|
| Large Breaker Lockout | 1 | 44-823 |

# Multi-Pole Breaker Lockout



- Works with most major multi-pole breakers with tie-bar type switches including GE, ITE Sylvania, Challenger, Bryant, Westinghouse, Square D (2/3 poles) and General Switch Co.
- Easy to install – thumbscrew secures and locks tie bar in place; no cable ties or tools required

| Description | Quantity | Part No. |
|---|---|---|
| Multi-Pole Breaker Lockout | 1 | 44-783 |

# Oversized Circuit Breaker Lockout System

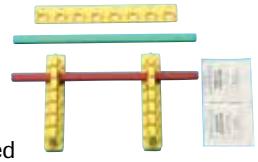

- Unique Lockout system for over-sized 480/600V Circuit Breakers
- System can be permanently installed into an electrical panel putting all lockout items at the point of need
- Easy installation of adhesive mounting rails – no tools required
- Pegs in mounting rails mate with holes in locking arms for security of arm when lock is in place
- Red arms lock off, green arms lock on

| Description | Quantity | Part No. |
|---|---|---|
| Oversized Circuit Breaker System | 1 | **44-822** |

# Circuit Breaker Lockouts



**44-957**



**44-956**

- Attaches securely to breaker with simple thumb turn and clamping handle
- 44-956 is designed for breakers with wide or tall toggles
- 44-957 fits standard height and tie-bar toggles
- The narrow profile permits side-by-side breaker lockout

| Description | Part No. |
|---|---|
| Circuit Breaker Lockout | **44-956** |
| Circuit Breaker Lockout | **44-957** |

# Plug Lockouts



**44-819**

- Accommodates a variety of electrical plug and cord sizes to prevent accidental connection or disconnection
- Durable plastic body resists wear, chemicals and job-site abuse
- Accommodates cable ties or padlocks (with up to 3/8 in. shackles)

| Description | Size (in.) | Part No. |
|---|---|---|
| Plug Lockouts - 100V | 2 x 2 x 3-1/2 | **44-818** |
| Plug Lockouts - 220/550V | 3-1/4 x 3-1/4 x 7 | **44-819** |

# Circuit Breaker Lockout System

- Covers most 120V - 277V breakers
- Works on wide range of breakers, including single- and multi-pole configurations



**44-764 Clamp-on**



**44-768 Snap-on**

- Makes use of unique lock rail system, providing the following benefits:
  - Allows panel door to be closed even when lockouts are in place
  - Accommodates multiple locks, facilitating group lockout activity without hasps
  - Keeps weight off the breakers, protecting delicate electrical components from damage
  - Positions locks and tags outside the panel, making sure lockout activity is clearly visible to anyone in the area
- Technical Information
  - Lockout devices constructed of high-impact Isoplast polymers
  - Cables are 2 ft. in length
  - Lock rails made of durable isoplast polymers with acrylic adhesive backing
- **Snap-on** – For use on Square D NQO and other breakers that have a hole in the switch tongue. Just align pins with hole and snap closed. Pins prevent switch from being thrown.
- **Clamp-on** – For use on breakers that do not have a hole in the switch tongue, including multiple breakers with tie bars. Turn thumb-screw to clamp lockout securely onto switch, then snap the cover closed to prevent thumb wheel from being loosened.

| Description | Quantity | Part No. |
|---|---|---|
| Snap-on lockout for Square D NQO and other breakers with a hole in the switch tongue | 1 | **44-768** |
| Clamp-on lockout for breakers without hole in the switch tongue, including multi-pole breakers with tie bars | 1 | **44-764** |
| 4 in. Lock Rail with seven lock loops | 1 | **44-769** |

# Plug Lockouts



- Plug lockout, 44-792 works with high and low voltage plugs up to 3 in. in diameter and 5-1/2 in. in length, up to 1-1/4 in. cord diameter
- Plug lockout, 44-973 works with 110V/220V plugs up to 1-3/4 in. in diameter and 2-1/2 in. in length, up to a 1/2 in. cord diameter

| Description | Part No. |
|---|---|
| Plug Lockout | **44-792** |
| Plug Lockout | **44-793** |

# Electric Plug Lockout



- Slides over cord prongs and locks in place to prevent cord from being plugged into an outlet
- Cannot be removed without key
- Works on any 2- or 3-prong plug

| Description | Part No. |
|---|---|
| Electric Plug Lockout | **44-782** |

# Wall Switch Lockouts



44-789

44-772

- Universal Wall Switch Lockout locks out both toggle and Decora® wall switches
- Universal design assures switch is locked on or off. Hinges open for unobstructed normal switch operation
- Standard wall switch lockout fits most wall-mounted single or three-way electrical switches

| Description | Quantity | Part No. |
|---|---|---|
| Universal Wall Switch | 1 | **44-772** |
| Standard Wall Switch | 1 | **44-789** |

Decora® is a registered trademark of Leviton Manufacturing Co., Inc.

# Adjustable Cable Lockout



- Infinitely adjustable safety hasp and cable
- Ideal for multiple circuit breaker panels and side-by-side gate valve lockouts
- Feed the cable end through the points to be locked out, then back through the lockout body. Cinch it tight to remove any slack with the patented locking feature.
- Tough, flexible multi-stranded 6 ft. 1/4 in. dia. steel cable is insulated with a clear vinyl coating
- Tough, lightweight, dielectric thermoplastic body withstands chemicals; performs effectively in extreme conditions
- Up to four workers can apply their personal safety locks
- Complete with high-visibility, re-usable, write-on safety labels (English, French & Spanish). Identify the responsible person, then erase for the next job.

| Description | Part No. |
|---|---|
| Adjustable Cable Lockout | **44-808** |

# Cable Lockout



- Unique hasp lockout device accepts up to six 9/32 in. padlocks and comes with a 6 ft. plastic-coated steel cable

| Description | Part No. |
|---|---|
| Cable Lockout, 6 ft. cable | **44-829** |

# Gate Valve Lockouts

44-824 44-825 44-817



- Unique patent pending rotating design allows for easier installation in confined space applications
- Each size rotates into itself and nests within the next larger size to save space in storage
- Up to four workers can apply their personal safety locks
- Complete with high-visibility permanent safety labels (English, French & Spanish) that can be written on to identify the responsible person, then erased for the next job
- Tough, lightweight, dielectric thermoplastic bodies withstand chemicals and perform effectively in extreme conditions, temperature range: -50°F (-46°C) to +350°F (177°C)

| Valve Size | Quantity | Part No. |
|---|---|---|
| 1 in. to 3 in. | 1 | **44-824** |
| 2 in. to 5 in. | 1 | **44-825** |
| Set of five sizes (1 in. to 13 in.) | 1 | **44-817** |

# Ball Valve Lockout Devices



- Best available method for locking out ball valves
- Patented design fits most major brand ball valves
- Designed to lock in off position only
- Complies with OSHA lockout standard

44-847

| Valve Size | Max. Shackle Length | Material | Part No. |
|---|---|---|---|
| 1/2 to 1-1/4 in. | — | Polypropylene | **44-846** |
| 1-1/4 to 3 | — | Polypropylene | **44-847** |
| 1/4 to 1 (not shown) | 9/32 in. | Nylon | **44-820** |
| 1-1/4 to 3 (not shown) | 9/32 in. | Heavy Steel | **44-821** |

# Steel Padlocks




- Rustproofed, steel case with nickel-plated shackle withstands abuse and environmental hazards
- Includes two keys
- 1-1/2 in. wide lock with 9/32 in. shackle diameter
- Keyed-alike and Master Lock® Keyed locks available by special order

| Bumper Color | 3/4 In. Shackle Clearance Part No. | 2 In. Shackle Clearance Part No. |
|---|---|---|
| Blue | **44-900** | **44-901** |
| Red | **44-906** | **44-907** |

Master Lock® is a registered trademark of Master Lock Company LLC.

# Safety Lockout Padlocks w/Key Retention



- Dedicated safety lockout device reduces confusion with other locks
- Complies with OSHA's "1-key, 1-lock"
- Non-conductive, lightweight body; four colors for easy identification
- Key retention ensures keys do not get lost while not in use and that padlocks are not left untouched
- 1-1/2 in. shackle clearance; 1-1/2 in. wide lock with 1/4 in. shackle
- Keyed-alike, Master Lock® Keyed locks, 2nd key, additional colors and engraving available by special order

| Bumper Color | Part No. |
|---|---|
| Blue | **44-912** |
| Black | **44-914** |
| Red | **44-916** |
| Yellow | **44-918** |

Master Lock® is a registered trademark of Master Lock Company LLC.

# Lock Labels




- Easy identification of employees' locks
- Write-on, vinyl labels with peel-off adhesive backing
- Polyester over laminate protects label

| Description | Quantity | Part No. |
|---|---|---|
| Lock Labels | 8 labels | **44-898** |

# Safety Lockout Hasps




- Allow up to six workers to lock out a single energy source
- Rustproofed, plated and vinyl-coated
- Labeled hasps feature anodized aluminum alloy construction for long-term durability
- Permanent "Do Not Operate" labels accept pens, pencils and permanent markers

| Description | Jaw Diameter | Quantity | Part No. |
|---|---|---|---|
| Safety Lockout Hasp | 1 in. | 3 | **44-800** |
| Safety Lockout Hasp | 1-1/2 in. | 2 | **44-801** |
| Labeled Safety Lockout Hasp – Do Not Operate, Blue | — | 1 | **44-790** |
| Labeled Safety Lockout Hasp – Do Not Operate, Red | — | 1 | **44-791** |
| Labeled Safety Lockout Hasp – Do Not Operate, Red | — | 50 | **44-1791** |

# Heavy-Duty Lockout Tags

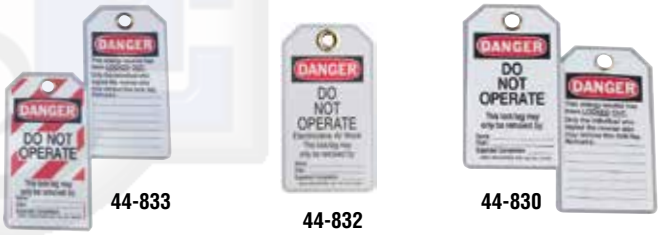


**44-833** **44-832** **44-830**

- High-visibility lettering
- Laminated plastic tags have non-fade legends, resist corrosive and harsh environmental conditions grommet
- Vinyl tags are silk screened with a 7/8 in. metal grommet; fastener included
- Exceeds OSHA's 50-lb. pullout requirement
- Matte finish for easy writing surface

| Description | Type | Quantity | Part No. |
|---|---|---|---|
| Heavy-Duty Lockout Tag – Do Not Operate | Heavy-Duty Laminated | 5/card | **44-830** |
| | Heavy-Duty Laminated | 100/box | **44-1830** |
| | Economy Vinyl | 25/bag | **44-848** |
| Heavy-Duty Lockout Tag – Do Not Operate - Electricians at Work | Heavy-Duty Laminated | 5/card | **44-832** |
| | Economy Vinyl | 25/bag | **44-843** |
| Heavy-Duty Lockout Tag – Do Not Operate - (red striped background) | Heavy-Duty Laminated | 5/card | **44-833** |
| | Heavy-Duty Laminated | 100/box | **44-1833** |
| | Economy Vinyl | 25/bag | **44-849** |

# Bilingual Lockout Tags




- Spanish/English tags provide extra safety and information in bilingual situations
- High-visibility lettering
- Laminated vinyl tags with non-fade legends resist corrosive and harsh environmental conditions
- Write-on tag with 7/8 in. grommet can be padlocked to device to help prevent unauthorized removal

| Description | Quantity | Part No. |
|---|---|---|
| Bilingual Lockout Tags – Do Not Operate (striped) | 5 | **44-841** |

# Flash Protection Labels and Signs




**National Electric Code 110.16 Flash Protection:** ***Switchboards, panel boards, industrial control panels and motor control centers,*** in other than dwelling occupancies, that are likely to require examination, adjustment, servicing or maintenance while energized, shall be field marked to warn qualified persons of potential electric arc flash hazards. The marking shall be located so as to be clearly visible to qualified persons before examination, adjustment, servicing or maintenance of the equipment.

| Description | Type | Size | Quantity | Part No. |
|---|---|---|---|---|
| NEC Arc Flash, Warning | Self-Sticking Polyester | 3-1/2 in. x 5 in. | 5 | **44-892** |
| NEC Arc Flash, Warning | | 3-1/2 in. x 5 in. | 100 | **44-892BK** |
| NEC Arc Flash, Warning | | 5 in. x 7 in. | 5 | **44-893** |
| NEC Arc Flash, Warning | | 5 in. x 7 in. | 5 | **44-894** |
| NEC Arc Flash, Danger | | 4 in. x 6 in. | 5 | **44-895** |
| NEC Arc Flash, Warning | | 7 in. x 10 in. | 1 | **44-896** |

# Lockout Signs









- Resistant to both chemicals and abrasion – protected graphics for indoor and outdoor use

| Legend | Material | Size (In.) | Part No. |
|---|---|---|---|
| Lockout Sign – OSHA Regulation 36 in. clearance | Self-sticking polyester | 3-1/2 x 10 | **44-877** |
| Lockout Sign – OSHA Regulation (Bilingual) 36 in. clearance | Self-sticking polyester | 7 x 10 | **44-878** |
| Lockout Sign – Danger-Breakers Locked Out | Magnetic | 5 x 7 | **44-890** |

# Safety Signs




- Resistant to both chemicals & abrasion – protected graphics for indoor & outdoor use

| Legend | Material | Size (In.) | Part No. |
|---|---|---|---|
| Safety Sign – Danger–High Voltage | Fiberglass | 10 x 14 | **44-862** |
| Safety Sign – Danger–High Voltage | Self-Sticking Polyester | 7 x 10 | **44-863** |
| Safety Sign – Danger–High Voltage–Keep Out | Fiberglass | 10 x 14 | **44-880** |
| Safety Sign – Danger–High Voltage–Keep Out | Self-Sticking Polyester | 7 x 10 | **44-881** |
| Safety Sign – Danger–High Voltage–Spanish | Self-Sticking Polyester | 7 x 10 | **44-865** |

# Voltage & Conduit Markers

**44-289**




**44-299**






**44-410**

- Identify junction boxes, switches, circuit breakers, raceways, pipe and fuse boxes
- Non-conductive for user safety
- High-adhesion properties with easy removal
- Vinyl-impregnated cloth construction for long-lasting durability
- Resist abrasion, moisture, dirt and oil
- Non-smear, black legend on bright orange background for high visibility
- Specifications: Temperature Range: -40°F to 180°F (-40°C to 82°C)
  Adhesion: 45 oz./in. width ultimate

| Description | Large Part No. (2-1/4 in. x 9 in.) 1/card | Medium Part No. (1-1/8 in. x 4-1/2 in.) 4/card | Small Part No. (2-1/4 in. x 1/2 in.) 18/card |
|---|---|---|---|
| 120/208V | **44-295** | **44-296** | – |
| 277/480V | **44-298** | **44-299** | – |
| 120V | – | **44-353** | – |
| 208V | – | **44-355** | – |
| 240V | – | **44-358** | – |
| 277V | – | – | **44-410** |
| 480V | **44-314** | **44-364** | – |
| Danger | **44-289** | – | – |
| High Voltage | **44-292** | – | – |

# Detectable Underground Tapes

42-201




42-252




- Solid aluminum foil core tapes for protection, location and identification of underground utility installations
- Meets or exceeds industry standards including the American Public Works Association (APWA) color code
- Formulated to resist degradation from acid and alkali found in soils
- Lead-free pigments and organic lead-free ink

| Description | Color | Size | Part No. |
|---|---|---|---|
| Detectable Underground Tape – Caution Buried Electric Line Below | Red | 3 in. x 1,000 ft. | **42-201** |
| Detectable Underground Tape – Caution Buried Electric Line Below | Red | 6 in. x 1,000 ft. | **42-251** |
| Detectable Underground Tape – Caution Buried Fiber Optic Line Below | Orange | 6 in. x 1,000 ft. | **42-252** |

| Specifications: | | |
|---|---|---|
| **Property** | **Method** | **Value** |
| Thickness | ASTMD2103 | 5.0 Mils |
| Elongation | ASTMD882-75B | 80% |
| Composition | IDEAL Specs. | Bottom Layer PE; Top layer PET; Foil industry standard |
| Tensile Strength | ASTMD882 | 32 lbs./in. (15,000 PSI) |

# Non-Detectable Underground Tapes




42-102




42-103




42-104




42-151

- For protection, location and identification of underground utility installations
- Formulated to resist degradation from acid and alkali found in soils
- Lead-free pigments and organic lead-free ink
- Recommended Burial Depth: 3 in. Tape - 4 to 6 in.
  6 in. Tape – less than 12 in.

| Description | Color | Size | Part No. |
|---|---|---|---|
| Non-Detectable Underground Tape – Caution Buried Electric Line Below | Red | 3 in. x 1,000 ft. | **42-101** |
| Non-Detectable Underground Tape – Caution Buried Electric Line Below | Yellow | 3 in. x 1,000 ft. | **42-102** |
| Non-Detectable Underground Tape – Caution Buried Telephone Line Below | Orange | 3 in. x 1,000 ft. | **42-103** |
| Non-Detectable Underground Tape – Caution Buried Fiber Optic Line Below | Orange | 3 in x 1,000 ft. | **42-104** |
| Non-Detectable Underground Tape – Caution Buried Electric Line Below | Red | 6 in. x 1,000 ft. | **42-151** |
| Non-Detectable Underground Tape – Caution Buried Electric Line Below | Yellow | 6 in. x 1,000 ft. | **42-152** |

| Specifications: | | |
|---|---|---|
| **Property** | **Method** | **Value** |
| Thickness | ASTMD2103 | 4.0 Mils |
| Elongation | ASTMD882-75B | 500% |
| Composition | IDEAL Specs. | LDPE |
| Tensile Strength | ASTMD882 | 2,750 PSI |

# Barricade Tapes

42-002




42-051




42-003




- High-visibility safety yellow or red polyethylene construction with bold black letters
- Meets OSHA specifications Section 1010.144 for marking physical hazards

| Description | Color | Size | Thickness | Part No. |
|---|---|---|---|---|
| Barricade Tape – Caution | Yellow | 3 in. x 1,000 ft. | 4.0 Mils | **42-001** |
| Barricade Tape – Caution Do Not Enter | Yellow | 3 in. x 1,000 ft. | 4.0 Mils | **42-002** |
| Barricade Tape – Caution High Voltage | Yellow | 3 in. x 1,000 ft. | 4.0 Mils | **42-003** |
| Barricade Tape – Danger High Voltage | Red | 3 in. x 1,000 ft. | 4.0 Mils | **42-051** |
| Barricade Tape – Danger High Voltage Keep Out | Red | 3 in. x 1,000 ft. | 4.0 Mils | **42-052** |
| Barricade Tape – Caution Do Not Enter | Yellow | 3 in. x 1,000 ft. | 2.0 Mils | **42-012** |

| Specifications: | | |
|---|---|---|
| **Property** | **Method** | **Value** |
| Elongation | ASTMD882-75B | ≥ 400% |
| Composition | IDEAL Specs. | LDPE |
| Tensile Strength | ASTMD882 | 2,350 PSI TD; 1,893 PSI MD |

# Python™ Adjustable Locking Cable




Python™ Adjustable Locking Cable secures anything within its grasp. The only locking cable that is right length for your application. This patented product holds flexible steel cable tight at any position

- Infinite Locking Positions – Patented lock holds cable tight from 1 ft. (30cm) to 6 ft. (1.8m)
- Application Flexibility – Interchangeable cables
- Keyed Alike Convenience – Rekeyable cylinder
- Cut Resistance – 3/8 in. (10mm), 100% steel braided cable
- Weather Tough – Rust resistant aluminum lock body
- Scratch Resistant – Vinyl cable sleeve and lock body bumper

Other Applications: Bikes, lawn furniture, lawn mowers, job sites, canoes, boats, skis, snowboards, generators, pickup truck cargo, spare tire locks and much more.

| Description | Part No. |
|---|---|
| Master Lock® Python™ Kit with 6 ft. Cable-keyed different | **44-990** |
| Master Lock® Python™ Kit with 6 ft. Cable-keyed alike* | **44-991** |
| 12 ft. (3.7m) x 3/8 in. (10mm) Cable for Python™ Lock* | **44-992** |

*Special order through Customer Service.

Master Lock® is a registered trademark of Master Lock Company LLC.
Python™ is a trademark of Master Lock Company LLC.

| | | | | IDEAL | | | | | | | | | |
|---|---|---|---|---|---|---|---|---|---|---|---|---|---|
| | | | | Standard Breaker Lockouts | | | | | | | | EZ Panel Loc™ | |
| Mfg. | Breaker Classification | Breaker Type | # of Poles | 1-Pole Snap-On (w/hole) 44-810 | 120/277V Clamp On (no hole) 44-809 | Cleat for #65396 44-785 | 480/600V Clamp On (no hole) 44-807 | Cleat for #65397 44-786 | Oversize 480/660V 44-823 | Multi-pole w/ tie bar 44-783 | Snap On (SQD QO) 44-768 | Clamp On (universal) 44-764 |
| Airpax | | Airpax | 1 | | ■ | ■ | | | | | | |
| American Switch | | C | 1 | | ■ | | | | | | ■ | ■ |
| Bryant | | BR | 1 | ■ | ■ | | | | | | | ■ |
| Challenger | | C | 1 | ■ | ■ | | | | | | | ■ |
| Challenger | Type C | C | 2-3 | | | | | | | ■ | | ■ |
| Challenger | Same as W DK | CDK | | | | | ■ | | | | | |
| Challenger | | LM | 1 | | ■ | | | | | | | ■ |
| Challenger | | NEJ | 1-2 | | ■ | ■ | | | | | | ■ |
| Crouse Hinds | | MP | 2 | | | | | | | ■ | | |
| Cutler Hammer | | BA | 1 | | ■ | | | | | | | ■ |
| Cutler Hammer | | CH | 2-3 | | | | | | | ■ | | ■ |
| Cutler Hammer | | CH2 | 4 | | | | | | | ■ | | ■ |
| Cutler Hammer | | CHB | 3 | | | | | | | ■ | | ■ |
| Cutler Hammer | Quicklag | BAB | 1 | ■ | ■ | | | | | | | ■ |
| Cutler Hammer | Quicklag | BAB | 2-3 | | | | | | | ■ | | |
| Cutler Hammer | BR | BD | 1 | ■ | ■ | | | | | | | ■ |
| Cutler Hammer | BR | BR | 1 | ■ | ■ | | | | | | | ■ |
| Cutler Hammer | BR | BR | 2-3 | | | | | | | ■ | | ■ |
| Cutler Hammer | BR | BRH | 1 | ■ | ■ | | | | | | | ■ |
| Cutler Hammer | BR | BRH | 2-3 | | | | | | | ■ | | ■ |
| Cutler Hammer | BR | BRHH | 2 | | | | | | | ■ | | ■ |
| Cutler Hammer | CH | CH | 1 | ■ | ■ | | | | | | ■ | ■ |
| Cutler Hammer | CH | CH | 2-3 | | | | | | | ■ | | ■ |
| Cutler Hammer | CH | CH2 | 4 | | | | | | | ■ | | ■ |
| Cutler Hammer | CH | CHB | 1 | ■ | ■ | | | | | | ■ | ■ |
| Cutler Hammer | CH | CHB | 2-3 | | | | | | | ■ | | ■ |
| Cutler Hammer | K-Frame | CHKD | 2-3 | | | | ■ | | ■ | | | |
| Cutler Hammer | L-Frame | CHLD | 2-4 | | | | | | ■ | | | |
| Cutler Hammer | M-Frame | CHMDL | 2-3 | | | | ■ | ■ | | | | |
| Cutler Hammer | N-Frame | CHND | 2-4 | ■ | ■ | | | | | | ■ | ■ |
| Cutler Hammer | CH | CHP | 1 | | | | | | | ■ | | ■ |
| Cutler Hammer | CH | CHP | 2-3 | ■ | ■ | | | | | | ■ | ■ |
| Cutler Hammer | CH | CHQ | 1 | | | | | | | ■ | | ■ |
| Cutler Hammer | CH | CHQ | 2 | | | | | | | ■ | | ■ |
| Cutler Hammer | CH | CHSW | 2-3 | | | | ■ | | | | | |
| Cutler Hammer | K-Frame | CKD | 2-3 | ■ | ■ | | | | | | ■ | ■ |
| Cutler Hammer | CL | CL | 1 | | | | | | | ■ | | ■ |
| Cutler Hammer | CL | CL | 2 | | | | | | ■ | | | |
| Cutler Hammer | L-Frame | CLD | 2-4 | | | | | | ■ | | | |
| Cutler Hammer | CL | CLR | 1-2 | | | | | | ■ | | | |
| Cutler Hammer | M-Frame | CMDL | 2-3 | | | | ■ | ■ | | | | |
| Cutler Hammer | N-Frame | CND | 2-4 | | | | ■ | ■ | | | | |
| Cutler Hammer | N-Frame | CNDC | 2-4 | | ■ | | | | | | | ■ |
| Cutler Hammer | CH | CSR | 1 | | | | ■ | | | | | |
| Cutler Hammer | K-Frame | DK | 2-3 | | ■ | | | | | | | ■ |
| Cutler Hammer | E125-Frame | E125B | | | ■ | | | | | | | ■ |
| Cutler Hammer | E125-Frame | E125E | | | ■ | | | | | | | ■ |
| Cutler Hammer | E125-Frame | E125H | | | ■ | | | | | | | ■ |
| Cutler Hammer | E125-Frame | E125S | | | ■ | | | | | | | ■ |
| Cutler Hammer | F-Frame | ED | 2-4 | | ■ | | | | | | | ■ |
| Cutler Hammer | F-Frame | EDC | 2-4 | | ■ | | | | | | | ■ |
| Cutler Hammer | F-Frame | EDH | 2-4 | | ■ | | | | | | | ■ |
| Cutler Hammer | E125-Frame | EFH | 1-4 | | ■ | | | | | | | ■ |
| Cutler Hammer | E125-Frame | EGB | 1-4 | | ■ | | | | | | | ■ |
| Cutler Hammer | E125-Frame | EGE | 1-4 | | ■ | | | | | | | ■ |
| Cutler Hammer | E125-Frame | EGS | 1-4 | | ■ | | | | | | | ■ |
| Cutler Hammer | | EHC | | | ■ | | | | | | | ■ |

| | | | | IDEAL | | | | | | | | | |
|---|---|---|---|---|---|---|---|---|---|---|---|---|---|
| | | | | Standard Breaker Lockouts | | | | | | | | EZ Panel Loc™ | |
| Mfg. | Breaker Classification | Breaker Type | # of Poles | 1-Pole Snap-On (w/hole) 44-810 | 120/277V Clamp On (no hole) 44-809 | Cleat for #65396 44-785 | 480/600V Clamp On (no hole) 44-807 | Cleat for #65397 44-786 | Oversize 480/660V 44-823 | Multi-pole w/ tie bar 44-783 | Snap On (SQD QO) 44-768 | Clamp On (universal) 44-764 |
| Cutler Hammer | F-Frame | EHD | 1-4 | | ■ | | | | | | | ■ |
| Cutler Hammer | Tri Pac Cur. Lim | FB | 2-3 | | ■ | ■ | | | | | | ■ |
| Cutler Hammer | | FC | | | ■ | | | | | | | ■ |
| Cutler Hammer | F-Frame | FD | 1-4 | | ■ | | | | | | | ■ |
| Cutler Hammer | F-Frame | FDB | 2-4 | | ■ | | | | | | | ■ |
| Cutler-Hammer | F-Frame | FDC | 2-4 | | ■ | | | | | | | ■ |
| Cutler-Hammer | F-Frame | FS | 2-3 | | | | | | | | | ■ |
| Cutler-Hammer | G-Frame | GB | 1-3 | | ■ | | | | | | | ■ |
| Cutler-Hammer | G-Frame | GC | 1-3 | | ■ | | | | | | | ■ |
| Cutler Hammer | | FC | | | ■ | | | | | | | ■ |
| Cutler Hammer | F-Frame | FD | 1-4 | | ■ | | | | | | | ■ |
| Cutler Hammer | F-Frame | FDB | 2-4 | | ■ | | | | | | | ■ |
| Cutler Hammer | F-Frame | FDC | 2-4 | | ■ | | | | | | | ■ |
| Cutler Hammer | F-Frame | FS | 2-3 | | | | | | | | | ■ |
| Cutler Hammer | G-Frame | GB | 1-3 | | ■ | | | | | | | ■ |
| Cutler Hammer | G-Frame | GC | 1-3 | | ■ | | | | | | | ■ |
| Cutler Hammer | Tri Pac Cur. Lim | FB | 2-3 | | ■ | ■ | | | | | | ■ |
| Cutler Hammer | | FC | | | ■ | | | | | | | ■ |
| Cutler Hammer | F-Frame | FD | 1-4 | | ■ | | | | | | | ■ |
| Cutler Hammer | F-Frame | FDB | 2-4 | | ■ | | | | | | | ■ |
| Cutler Hammer | F-Frame | FDC | 2-4 | | ■ | | | | | | | ■ |
| Cutler Hammer | F-Frame | FS | 2-3 | | ■ | | | | | | | ■ |
| Cutler Hammer | G-Frame | GB | 1-3 | | ■ | | | | | | | ■ |
| Cutler Hammer | G-Frame | GC | 1-3 | | ■ | | | | | | | ■ |
| Cutler Hammer | G-Frame | GD | 1-3 | | ■ | | | | | | | ■ |
| Cutler Hammer | G-Frame | GHB | 1-3 | | ■ | | | | | | | ■ |
| Cutler Hammer | G-Frame | GHBGFEP | 1 | | ■ | | | | | | | ■ |
| Cutler Hammer | G-Frame | GHC | 1-3 | | ■ | | | | | | | ■ |
| Cutler Hammer | G-Frame | GHCGFEP | 1 | | ■ | | | | | | | ■ |
| Cutler Hammer | Quicklag | HBAW | 1 | ■ | ■ | | | | | | | ■ |
| Cutler Hammer | Quicklag | HBAW | 2-3 | | | | | | | ■ | | |
| Cutler Hammer | Quicklag | HBAX | 1 | ■ | ■ | | | | | | | ■ |
| Cutler Hammer | Quicklag | HBAX | 2-3 | | | | | | | ■ | | |
| Cutler Hammer | | HFD | 1-4 | | ■ | | | | | | | ■ |
| Cutler Hammer | G-Frame | HGHB | 1 | | ■ | | | | | | | ■ |
| Cutler Hammer | G-Frame | HGHC | 1 | | ■ | | | | | | | ■ |
| Cutler Hammer | | HJD | 2-4 | | | | ■ | | | | | |
| Cutler Hammer | K-Frame | HKD | 2-4 | | | | ■ | | | | | |
| Cutler Hammer | L-Frame | HLD | 2-4 | | | | | | ■ | | | |
| Cutler Hammer | L-Frame | HMCP | 3 | | | | | | ■ | | | |
| Cutler Hammer | J-Frame | HMCP | 3 | | | | ■ | | | | | |
| Cutler Hammer | K-Frame | HMCP | 3 | | | | ■ | | | | | |
| Cutler Hammer | L-Frame | HMCP | 3 | | | | | | ■ | | | |
| Cutler Hammer | F-Frame | HMCP | 3-4 | | ■ | | | | | | | |
| Cutler Hammer | M-Frame | HMDL | 2-3 | | | | | | ■ | | | |
| Cutler Hammer | M-Frame | HMDLB | 2-3 | | | | | | ■ | | | |
| Cutler Hammer | N-Frame | HND | 2-4 | | | | ■ | ■ | | | | |
| Cutler Hammer | Quicklag Type P | HQP | 1 | ■ | ■ | | | | | | | ■ |
| Cutler Hammer | Quicklag Type P | HQP | 2 | | | | | | | ■ | | |
| Cutler Hammer | J-Frame | JD | 2-4 | | | | ■ | | | | | |
| Cutler Hammer | J-Frame | JDB | 2-3 | | | | ■ | | | | | |
| Cutler Hammer | J-Frame | JDC | 2-4 | | | | ■ | | | | | |
| Cutler Hammer | K-Frame | KD | 2-4 | | | | ■ | | | | | |
| Cutler Hammer | K-Frame | KDB | 2-4 | | | | ■ | | | | | |
| Cutler Hammer | K-Frame | KDC | 2-4 | | | | ■ | | | | | |
| Cutler Hammer | Tri Pac Cur. Lim | LA | 2-3 | | | | ■ | | | | | |
| Cutler Hammer | L-Frame | LD | 2-4 | | | | | | ■ | | | |

| | | | | IDEAL | | | | | | | | | |
|---|---|---|---|---|---|---|---|---|---|---|---|---|---|
| | | | | Standard Breaker Lockouts | | | | | | | | EZ Panel Loc™ | |
| Mfg. | Breaker Classification | Breaker Type | # of Poles | 1-Pole Snap-On (w/hole) 44-810 | 120/277V Clamp On (no hole) 44-809 | Cleat for #65396 44-785 | 480/600V Clamp On (no hole) 44-807 | Cleat for #65397 44-786 | Oversize 480/660V 44-823 | Multi-pole w/ tie bar 44-783 | Snap On (SQD QO) 44-768 | Clamp On (universal) 44-764 |
| Cutler Hammer | L-Frame | LDB | 2-3 | | | | | | ■ | | | |
| Cutler Hammer | L-Frame | LDC | 2-4 | | | | | | ■ | | | |
| Cutler Hammer | | LH | 3 | | | | ■ | | | | | |
| Cutler Hammer | | LHB | 3 | | | | ■ | | | | | |
| Cutler Hammer | Type CC | LJ | | | | | | | | | | ■ |
| Cutler Hammer | | MA | 2-3 | | | | ■ | ■ | | | | |
| Cutler Hammer | | MC | 2-3 | | | | ■ | ■ | | | | |
| Cutler Hammer | M-Frame | MD | 2-3 | | | | | | ■ | | | |
| Cutler Hammer | M-Frame | MDL | 2-3 | | | | | | ■ | | | |
| Cutler Hammer | M-Frame | MDS | 2-3 | | | | | | ■ | | | |
| Cutler Hammer | Tri Pac Cur. Lim | NB | 2-3 | | | | | | ■ | | | |
| Cutler Hammer | N-Frame | ND | 2-4 | | | | ■ | ■ | | | | |
| Cutler Hammer | N-Frame | NDC | 2-4 | | | | ■ | ■ | | | | |
| Cutler Hammer | N-Frame | OPTIM | 3 | | | | ■ | ■ | | | | |
| Cutler Hammer | Tri Pac Cur. Lim | PB | 2-3 | | | | | | ■ | | | |
| Cutler Hammer | Quicklag | QBGF | 1 | | ■ | | | | | | | |
| Cutler Hammer | Quicklag | QBGF | 2 | | | | | | | | | ■ |
| Cutler Hammer | Quicklag | QBGFEP | 1 | | ■ | | | | | | | |
| Cutler Hammer | Quicklag | QBGFEP | 2 | | | | | | | | | ■ |
| Cutler Hammer | Quicklag | QBHGF | 1 | | ■ | | | | | | | |
| Cutler Hammer | Quicklag | QBHGFEP | 1 | | ■ | | | | | | | |
| Cutler Hammer | Quicklag | QBHW | 1 | ■ | ■ | | | | | | | ■ |
| Cutler Hammer | Quicklag | QBHW | 2-3 | | | | | | | ■ | | |
| Cutler Hammer | Quicklag Type P | QC | 1 | ■ | ■ | | | | | | | ■ |
| Cutler Hammer | Quicklag Type P | QC | 2-3 | | | | | | | ■ | | ■ |
| Cutler Hammer | Quicklag Type P | QCD | 1 | ■ | ■ | | | | | | | ■ |
| Cutler Hammer | Quicklag Type P | QCD | 2-3 | | | | | | | ■ | | ■ |
| Cutler Hammer | Quicklag | QCGF | 1 | | ■ | | | | | | | |
| Cutler Hammer | Quicklag | QCGFEP | 1 | | ■ | | | | | | | |
| Cutler Hammer | Quicklag | QCHGF | 1 | | ■ | | | | | | | |
| Cutler Hammer | Quicklag | QCHGFEP | 1 | | ■ | | | | | | | |
| Cutler Hammer | Quicklag | QCHW | 1 | ■ | ■ | | | | | | | ■ |
| Cutler Hammer | Quicklag | QCHW | 2-3 | | | | | | | ■ | | ■ |
| Cutler Hammer | Quicklag | QHCW | 1 | ■ | ■ | | | | | | | ■ |
| Cutler Hammer | Quicklag | QHCW | 2-3 | | | | | | | ■ | | ■ |
| Cutler Hammer | Quicklag | QHCX | 1 | ■ | ■ | | | | | | | ■ |
| Cutler Hammer | Quicklag | QHCX | 2-3 | | | | | | | ■ | | ■ |
| Cutler Hammer | Quicklag | QHPW | 1 | ■ | ■ | | | | | | | ■ |
| Cutler Hammer | Quicklag | QHPW | 2-3 | | | | | | | ■ | | |
| Cutler Hammer | Quicklag | QHPX | 1 | ■ | ■ | | | | | | | ■ |
| Cutler Hammer | Quicklag | QHPX | 2-3 | | | | | | | ■ | | |
| Cutler Hammer | Ground Fault | QPGF | 1 | | ■ | | | | | | | |
| Cutler Hammer | | QPGF | 2 | | | | | | | | | ■ |
| Cutler Hammer | Ground Fault | QPGFEP | 1 | | ■ | | | | | | | |
| Cutler Hammer | | QPGFEP | 2 | | | | | | | | | ■ |
| Cutler-Hammer | Ground Fault | QPHGF | 1 | | ■ | | | | | | | |
| Cutler-Hammer | Ground Fault | QPHGFEP | 1 | | ■ | | | | | | | |
| Cutler-Hammer | Quicklag | QPHW | 1 | ■ | ■ | | | | | | | ■ |
| Cutler-Hammer | Quicklag | QPHW | 2-3 | | | | | | | ■ | | |
| Fed. Pacific Elec. | | BAB | 1 | | ■ | | | | | | | ■ |
| Fed. Pacific Elec. | | NA-single | 3 | | | | ■ | ■ | | | | ■ |
| Fed. Pacific Elec. | | NA-tie bar | 2 | | | | | | | | | ■ |
| Fed. Pacific Elec. | | NB | 1 | | ■ | ■ | | | | | | ■ |
| Fed. Pacific Elec. | | NBH GFI | 1 | | ■ | | | | | | | ■ |
| Fed. Pacific Elec. | | NE/NEF | | | ■ | ■ | | | | | | |
| Fed. Pacific Elec. | | NEJ | | | ■ | ■ | | | | | | |
| Fed. Pacific Elec. | | NFJ | | | ■ | | | | | | | |

| | | | | IDEAL | | | | | | | | | |
|---|---|---|---|---|---|---|---|---|---|---|---|---|---|
| | | | | Standard Breaker Lockouts | | | | | | | | EZ Panel Loc™ | |
| Mfg. | Breaker Classification | Breaker Type | # of Poles | 1-Pole Snap-On (w/hole) 44-810 | 120/277V Clamp On (no hole) 44-809 | Cleat for #65396 44-785 | 480/600V Clamp On (no hole) 44-807 | Cleat for #65397 44-786 | Oversize 480/660V 44-823 | Multi-pole w/ tie bar 44-783 | Snap On (SQD QO) 44-768 | Clamp On (universal) 44-764 |
| Fed. Pacific Elec. | | NJJ | | | | | ■ | | | | | |
| Fed. Pacific Elec. | | NJL | | | | | ■ | | | | | |
| Fed. Pacific Elec. | | NM | | | | | ■ | | | | | |
| Fed. Pacific Elec. | | NP-single | 1 | | ■ | | | | | | | ■ |
| Frank Adams | FA Quicklag | P | 1 | | ■ | | | | | | | ■ |
| General Electric | Type C | HQC | 3 | | ■ | | | | | | | ■ |
| General Electric | SE150 | SED | 2-3 | | ■ | | | | | | | ■ |
| General Electric | SE150 | SEH | 2-3 | | ■ | | | | | | | ■ |
| General Electric | SE150 | SEL | 2-3 | | ■ | | | | | | | ■ |
| General Electric | SE150 | SEP | 2-3 | | ■ | | | | | | | ■ |
| General Electric | SF250 | SFH | 2-3 | | ■ | | | | | | | ■ |
| General Electric | SF250 | SFL | 2-3 | | ■ | | | | | | | ■ |
| General Electric | SF250 | SFP | 2-3 | | ■ | | | | | | | ■ |
| General Electric | Tri Break | TB1 | | | ■ | ■ | | | | | | ■ |
| General Electric | Tri Break | TB4 | | | ■ | ■ | | | | | | ■ |
| General Electric | Tri Break | TB6 | | | ■ | ■ | | | | | | ■ |
| General Electric | Tri Break | TB8 | | | ■ | ■ | | | | | | ■ |
| General Electric | Mag Break | TBC4 | | | ■ | ■ | | | | | | ■ |
| General Electric | Mag Break | TBC6 | | | ■ | ■ | | | | | | ■ |
| General Electric | Mag Break | TBC8 | | | ■ | ■ | | | | | | ■ |
| General Electric | E150 | TE | 1-3 | | ■ | ■ | | | | | | ■ |
| General Electric | E150 | TEB | 1-3 | | ■ | ■ | | | | | | ■ |
| General Electric | E150 | TED | 1-3 | | ■ | ■ | | | | | | ■ |
| General Electric | | TEF | 1-3 | | ■ | ■ | | | | | | ■ |
| General Electric | E150 | TEL | 3 | | ■ | ■ | | | | | | ■ |
| General Electric | Mag Break | TEML | 3 | | ■ | ■ | | | | | | ■ |
| General Electric | E150 | TEY | 1-3 | | ■ | | | | | | | ■ |
| General Electric | E150 | TF | 1-3 | | ■ | | | | | | | ■ |
| General Electric | Mag Break | TFC | 3 | | ■ | | | | | | | ■ |
| General Electric | F225 | TFJ | 2-3 | | | | ■ | | | | | |
| General Electric | F225 | TFK | 2-3 | | | | ■ | | | | | |
| General Electric | F225 | TFL | 3 | | | | ■ | | | | | |
| General Electric | Like TED | THED | 1-3 | | ■ | ■ | | | | | | ■ |
| General Electric | Like TED | THEF | | | ■ | ■ | | | | | | ■ |
| General Electric | F225 | THFK | 2-3 | | | | ■ | | | | | |
| General Electric | Q Line | THHQB | 2-3 | | | | | | | ■ | | ■ |
| General Electric | Q Line | THHQB-A | 1 | ■ | ■ | | | | | | | ■ |
| General Electric | Q Line | THHQB-S | 1 | | ■ | | | | | | | ■ |
| General Electric | Q Line | THHQC | 1-3 | | | | | | | ■ | | ■ |
| General Electric | Q Line | THHQC-A | 1 | ■ | ■ | | | | | | | ■ |
| General Electric | Q Line | THHQC-S | 1 | | ■ | | | | | | | ■ |
| General Electric | Q Line | THHQL | 2-3 | | | | | | | ■ | | ■ |
| General Electric | Q Line | THHQL-A | 1 | ■ | ■ | | | | | | | ■ |
| General Electric | Q Line | THHQL-S | 1 | | ■ | | | | | | | ■ |
| General Electric | J600 | THJK4 | 2-3 | | | | ■ | ■ | | | | |
| General Electric | J600 | THJK6 | 2-3 | | | | ■ | ■ | | | | |
| General Electric | K1200 | THKM12 | 2-3 | | | | | | ■ | | | |
| General Electric | K1200 | THKM8 | 2-3 | | | | | | ■ | | | |
| General Electric | THLC Current Limiting | THLC1 | 3 | | ■ | | | | | | | |
| General Electric | Q Line | THQB | 2-3 | | | | | | | ■ | | ■ |
| General Electric | Q Line | THQB-A | 1 | ■ | ■ | | | | | | | ■ |
| General Electric | Q Line | THQB-S | 1 | | ■ | | | | | | | ■ |
| General Electric | Q Line | THQC | 2-3 | | | | | | | ■ | | ■ |
| General Electric | Q Line | THQC-A | 1 | ■ | ■ | | | | | | | ■ |
| General Electric | Q Line | THQC-AL | 2-3 | | | | | | | ■ | | ■ |
| General Electric | Q Line | THQC-S | 1 | | ■ | | | | | | | ■ |

| | | | | IDEAL | | | | | | | | | |
|---|---|---|---|---|---|---|---|---|---|---|---|---|---|
| | | | | Standard Breaker Lockouts | | | | | | | | EZ Panel Loc™ | |
| Mfg. | Breaker Classification | Breaker Type | # of Poles | 1-Pole Snap-On (w/hole) 44-810 | 120/277V Clamp On (no hole) 44-809 | Cleat for #65396 44-785 | 480/600V Clamp On (no hole) 44-807 | Cleat for #65397 44-786 | Oversize 480/660V 44-823 | Multi-pole w/ tie bar 44-783 | Snap On (SQD QO) 44-768 | Clamp On (universal) 44-764 |
| General Electric | Q Line | THQD | 2-3 | | ■ | | ■ | | | | | ■ |
| General Electric | Q Line | THQDBL | 3 | | | | | | | | | ■ |
| General Electric | Q Line | THQL | 2-3 | | | | | | | ■ | | ■ |
| General Electric | Q Line | THQL-A | 1 | ■ | ■ | | | | | | | ■ |
| General Electric | Q Line | THQL-S | 1 | | ■ | | | | | | | ■ |
| General Electric | | TJ4 | 3 | | | | ■ | | | | | |
| General Electric | Mag Break | TJC | | | ■ | | ■ | | | | | ■ |
| General Electric | TJD432400WL | TJD | 2-3 | | | | ■ | ■ | | | | |
| General Electric | J600 | TJJ | 2-3 | | | | ■ | ■ | | | | |
| General Electric | J600 | TJK4 | 2-3 | | | | ■ | ■ | | | | |
| General Electric | TJK636F000 | TJK6 | 2-3 | | | | ■ | ■ | | | | |
| General Electric | TJS3604S | TJS | | | | | ■ | ■ | | | | |
| General Electric | MicroVersaTrip | TK4V | 3 | | | | ■ | | | | | |
| General Electric | Mag Break | TKC | 3 | | ■ | ■ | | | | | | ■ |
| General Electric | TKM4365000 | TKM4 | | | | | | | ■ | | | |
| General Electric | K1200 | TKM8 | 2-3 | | | | | | ■ | | | |
| General Electric | | TKMA8 | 3 | | | | | | ■ | | | |
| General Electric | Q Line | TQB | 2-3 | | | | | | | ■ | | ■ |
| General Electric | Q-Line | TQB-A | 1 | ■ | ■ | | | | | | | ■ |
| General Electric | Q-Line | TQB-S | 1 | | ■ | | | | | | | ■ |
| General Electric | Q Line | TQC | 2-3 | | | | | | | ■ | | ■ |
| General Electric | | TQC-A | 1 | ■ | ■ | | | | | | | ■ |
| General Electric | | TQC-S | 1 | | ■ | | | | | | | ■ |
| General Electric | Q Line | TQD | 2-3 | | ■ | | | | | | | |
| General Electric | Q Line | TQL-A | 1 | ■ | ■ | | | | | | | ■ |
| General Electric | Q Line | TQL-S | 1 | | ■ | | | | | | | ■ |
| Heinemann | | LB | 1 | | ■ | ■ | | | | | | |
| Heinemann | | LF | 1 | | ■ | ■ | | | | | | |
| Heinemann | | LJ | 1 | | ■ | ■ | | | | | | |
| Merlin Gerin | 400 Amp series | CJ | 3 | | | | ■ | ■ | | | | |
| Siemens ITE | | BL | 1 | ■ | ■ | | | | | | | ■ |
| Siemens ITE | | BL | 2-3 | | | | | | | ■ | | ■ |
| Siemens ITE | | BL | 1 | | ■ | | | | | | ■ | ■ |
| Siemens ITE | | BL | 2-3 | | | | | | | ■ | | ■ |
| Siemens ITE | | BLF-GFI | 2 | | | | | | | ■ | | ■ |
| Siemens ITE | | BLH | 1 | ■ | ■ | | | | | | | ■ |
| Siemens ITE | | BLH | 2-3 | | | | | | | ■ | | ■ |
| Siemens ITE | | BQ | 1 | ■ | ■ | | | | | | | ■ |
| Siemens ITE | | BQ | 2-3 | | | | | | | ■ | | ■ |
| Siemens ITE | | BQCH | 1-3 | | ■ | | | | | | | ■ |
| Siemens ITE | | BQD | 3 | | ■ | | | | | | | ■ |
| Siemens ITE | | BQD | 1-3 | | ■ | | | | | | | ■ |
| Siemens ITE | | BQD6 | 1-3 | | ■ | | | | | | | ■ |
| Siemens ITE | | BQH | 1 | ■ | ■ | | | | | | | ■ |
| Siemens ITE | | BQH | 2-3 | | | | | | | ■ | | ■ |
| Siemens ITE | | CED6 | 2-3 | | ■ | | | | | | | ■ |
| Siemens ITE | | CFD6 | 2-3 | | | | ■ | ■ | | | | |
| Siemens ITE | | CFD6-ETI | 2-3 | | | | ■ | ■ | | | | |
| Siemens ITE | | CJ3 | | | | | ■ | | | | | |
| Siemens ITE | | CJD6 | 2-3 | | | | ■ | | | | | |
| Siemens ITE | | CJD6-ETI | 2-3 | | | | ■ | | | | | |
| Siemens ITE | | CLF | 2 | | | | ■ | ■ | | | | |
| Siemens ITE | | CMD6 | 3 | | | | | | ■ | | | |
| Siemens ITE | | CMD6-ETI | 3 | | | | | | ■ | | | |
| Siemens ITE | | CND6 | 3 | | | | | | ■ | | | |
| Siemens ITE | | CPD6 | 3 | | | | | | ■ | | | |
| Siemens ITE | | CQD | 1-3 | | ■ | ■ | | | | | | ■ |
| Siemens ITE | | E2 | | | ■ | | | | | | | ■ |
| Siemens ITE | | E4 | 1 | | ■ | | | | | | | ■ |

| | | | | IDEAL | | | | | | | | | |
|---|---|---|---|---|---|---|---|---|---|---|---|---|---|
| | | | | Standard Breaker Lockouts | | | | | | | | EZ Panel Loc™ | |
| Mfg. | Breaker Classification | Breaker Type | # of Poles | 1-Pole Snap-On (w/hole) 44-810 | 120/277V Clamp On (no hole) 44-809 | Cleat for #65396 44-785 | 480/600V Clamp On (no hole) 44-807 | Cleat for #65397 44-786 | Oversize 480/660V 44-823 | Multi-pole w/ tie bar 44-783 | Snap On (SQD QO) 44-768 | Clamp On (universal) 44-764 |
| Siemens ITE | | ED2 | 1-3 | | ■ | | | | | | | ■ |
| Siemens ITE | | ED4 | 1-3 | | ■ | | | | | | | ■ |
| Siemens ITE | | ED6 | 1-3 | | ■ | | | | | | | ■ |
| Siemens ITE | | ED6-ETI | 3 | | ■ | | | | | | | ■ |
| Siemens ITE | | EE3 | | | ■ | ■ | | | | | | ■ |
| Siemens ITE | | EH3 | | | ■ | ■ | | | | | | ■ |
| Siemens ITE | | EQP | 4 | | | | | | | ■ | | ■ |
| Siemens ITE | | EQT QF | | | | | | | | | | |
| Siemens ITE | F-Frame | ET | | | ■ | ■ | | | | | | ■ |
| Siemens ITE | | FD6A | 2-3 | | | | ■ | ■ | | | | |
| Siemens ITE | | FJ2-B | 2-3 | | ■ | ■ | ■ | ■ | | | | |
| Siemens ITE | | FJ3 | 2 | | | | ■ | | | | | |
| Siemens ITE | | FJ6 | 2 | | | | ■ | ■ | | | | |
| Siemens ITE | | FXD6A | 2-3 | | | | ■ | ■ | | | | |
| Siemens ITE | | FXD6-ETI | 2-3 | | | | ■ | ■ | | | | |
| Siemens ITE | | GF | 1 | | ■ | | | | | | | ■ |
| Siemens ITE | | HBL | 1 | ■ | ■ | | | | | | | ■ |
| Siemens ITE | | HBL | 2-3 | | | | | | | ■ | | ■ |
| Siemens ITE | | HBQ | 1 | ■ | ■ | | | | | | | ■ |
| Siemens ITE | | HBQ | 2-3 | | | | | | | ■ | | ■ |
| Siemens ITE | | HE4 | | | ■ | | | | | | | ■ |
| Siemens ITE | | HED4 | 1-3 | | ■ | | | | | | | ■ |
| Siemens ITE | | HED6 | 2-3 | | ■ | | | | | | | ■ |
| Siemens ITE | | HFD6 | 2-3 | | | | ■ | ■ | | | | |
| Siemens ITE | | HFXD6 | 2-3 | | | | ■ | ■ | | | | |
| Siemens ITE | | HHED6 | 2-3 | | ■ | | | | | | | ■ |
| Siemens ITE | | HHFD6 | 2-3 | | | | ■ | ■ | | | | |
| Siemens ITE | | HHJD6 | 2-3 | | | | ■ | | | | | |
| Siemens ITE | | HHJXD6 | 2-3 | | | | ■ | | | | | |
| Siemens ITE | | HJD6 | 2-3 | | | | ■ | | | | | |
| Siemens ITE | | HJD6-A | 2-3 | | | | ■ | | | | | |
| Siemens ITE | | HJXD6 | 2-3 | | | | ■ | | | | | |
| Siemens ITE | | HJXD6-A | 2-3 | | | | ■ | | | | | |
| Siemens ITE | | HMD6 | 2-3 | | | | | | ■ | | | |
| Siemens ITE | | HMXD6 | 2-3 | | | | | | ■ | | | |
| Siemens ITE | | HND6 | 2-3 | | | | | | ■ | | | |
| Siemens ITE | | HNXD6 | 2-3 | | | | | | ■ | | | |
| Siemens ITE | | HPD6 | 3 | | | | | | ■ | | | |
| Siemens ITE | | HPXD6 | 3 | | | | | | ■ | | | |
| Siemens ITE | | HQJ2-H | 3 | | ■ | | | | | | | ■ |
| Siemens ITE | | HQP | 1 | ■ | ■ | | | | | | | ■ |
| Siemens ITE | | HQP | 2-3 | | | | | | | ■ | | ■ |
| Siemens ITE | | HQPP | 1 | ■ | ■ | | | | | | | ■ |
| Siemens ITE | | HQPP | 2-3 | | | | | | | ■ | | ■ |
| Siemens ITE | | HQPPH | 2 | | | | | | | ■ | | ■ |
| Siemens ITE | | HRD6 | 3 | | | | | | ■ | | | |
| Siemens ITE | | HRXD6 | 3 | | | | | | ■ | | | |
| Siemens ITE | | JD6-A | 2-3 | | | | ■ | | | | | |
| Siemens ITE | | JJ3 | | | | | ■ | | | | | |
| Siemens ITE | | JL3 | 3 | | | | ■ | | | | | |
| Siemens ITE | | JXD2-A | 2-3 | | | | ■ | | | | | |
| Siemens ITE | | JXD6-A | 2-3 | | | | ■ | | | | | |
| Siemens ITE | | LL3 | | | | | ■ | | | | | |
| Siemens ITE | | MD6 | 2-3 | | | | | | ■ | | | |
| Siemens ITE | | MXD6 | 2-3 | | | | | | ■ | | | |
| Siemens ITE | | MXD6-ETI | 2-3 | | | | | | ■ | | | |
| Siemens ITE | | ND6 | 2-3 | | | | | | ■ | | | |
| Siemens ITE | | NXD6 | 2-3 | | | | | | ■ | | | |
| Siemens ITE | | PD6 | 3 | | | | | | ■ | | | |
| Siemens ITE | | PXD6 | 3 | | | | | | ■ | | | |
| Siemens ITE | | QJ2 | 2-3 | | ■ | ■ | | | | | | ■ |
| Siemens ITE | | QJ2-H | 2-3 | | ■ | ■ | | | | | | ■ |
| Siemens ITE | | QJH2 | 2-3 | | ■ | ■ | | | | | | ■ |
| Siemens ITE | | QP | 1 | ■ | ■ | | | | | | | ■ |
| Siemens ITE | | QP | 2-3 | | | | | | | ■ | | ■ |
| Siemens ITE | | QP1 | 1 | | ■ | | | | | | | ■ |

| | | | | IDEAL | | | | | | | | |
|---|---|---|---|---|---|---|---|---|---|---|---|---|
| | | | | Standard Breaker Lockouts | | | | | | | EZ Panel Loc™ | |
| Mfg. | Breaker Classification | Breaker Type | # of Poles | 1-Pole Snap-On (w/hole) 44-810 | 120/277V Clamp On (no hole) 44-809 | Cleat for #65396 44-785 | 480/600V Clamp On (no hole) 44-807 | Cleat for #65397 44-786 | Oversize 480/660V 44-823 | Multi-pole w/ tie bar 44-783 | Snap On (SQD QO) 44-768 | Clamp On (universal) 44-764 |
| Siemens ITE | | QPH | 1 | ■ | ■ | | | | | | | ■ |
| Siemens ITE | | QPH | 4 | | | | | | | ■ | | ■ |
| Siemens ITE | | QPH | 2-3 | | | | | | | ■ | | ■ |
| Siemens ITE | | QPP | 1 | ■ | ■ | | | | | | | ■ |
| Siemens ITE | | QPP | 2-3 | | | | | | | ■ | | ■ |
| Siemens ITE | | QPPH | 1 | ■ | ■ | | | | | | | ■ |
| Siemens ITE | | QPPH | 2-3 | | | | | | | ■ | | ■ |
| Siemens ITE | | RD6 | 3 | | | | | | ■ | | | |
| Siemens ITE | | RXD6 | 3 | | | | | | ■ | | | |
| Siemens ITE | Solid State Trip Ckt. Bkr. | SCMD6 | 3 | | | | | | ■ | | | |
| Siemens ITE | Solid State Trip Ckt. Bkr. | SCND6 | 3 | | | | | | ■ | | | |
| Siemens ITE | Solid State Trip Ckt. Bkr. | SHMD6 | 3 | | | | | | ■ | | | |
| Siemens ITE | Solid State Trip Ckt. Bkr. | SHND6 | 3 | | | | | | ■ | | | |
| Siemens ITE | Solid State Trip Ckt. Bkr. | SMD6 | 3 | | | | | | ■ | | | |
| Siemens ITE | Solid State Trip Ckt. Bkr. | SND6 | 3 | | | | | | ■ | | | |
| Simplex | | NX | 3 | | | | ■ | ■ | | | | |
| Square D | | EDB | 1-3 | | ■ | | | | | | | ■ |
| Square D | | EGB | 1-3 | | ■ | | | | | | | ■ |
| Square D | | EH4 | 1-3 | | ■ | | | | | | | ■ |
| Square D | | EHB | 1-3 | | ■ | | | | | | | ■ |
| Square D | | EHB | 2-3 | | | | | | | ■ | | ■ |
| Square D | | EJB | 1-3 | | ■ | | | | | | | ■ |
| Square D | | EZ | 3 | | | | | | ■ | | | |
| Square D | 100 Amp Frame | FA | 1-3 | | ■ | ■ | | | | | | |
| Square D | 100 Amp Frame | FAL | 1-3 | | ■ | ■ | | | | | | |
| Square D | 100 Amp Frame | FC | 3 | | ■ | ■ | | | | | | |
| Square D | 100 Amp Frame | FCL | 2-3 | | ■ | ■ | | | | | | |
| Square D | FDA 34040 | FDA | | | ■ | | | | | | | ■ |
| Square D | 100 Amp Frame | FH | 1-3 | | ■ | ■ | | | | | | |
| Square D | 100 Amp Frame | FHL | 1-3 | | ■ | ■ | | | | | | |
| Square D | 100 Amp Frame | FHL-DC | 3 | | ■ | ■ | | | | | | |
| Square D | 100 Amp Frame | FI | 3 | | ■ | ■ | | | | | | |
| Square D | 100 Amp Frame | FIL | 3 | | ■ | ■ | | | | | | |
| Square D | 100 Amp Frame | FY | 1 | | ■ | ■ | | | | | | |
| Square D | Mag Gard | GJL | 3 | | ■ | ■ | | | | | | |
| Square D | 250 Amp Frame | KA | 2-3 | | ■ | ■ | | | | | | |
| Square D | | KAL | 2-3 | | ■ | ■ | | | | | | |
| Square D | | KAP | | | | | ■ | | | | | |
| Square D | 250 Amp Frame | KC | 2-3 | | ■ | ■ | | | | | | |
| Square D | | KCL | 2-3 | | ■ | ■ | | | | | | |
| Square D | 250 Amp Frame | KH | 2-3 | | ■ | ■ | | | | | | |
| Square D | | KHL | 3 | | ■ | ■ | | | | | | |
| Square D | 250 Amp Frame | KI | 2-3 | | ■ | ■ | | | | | | |
| Square D | 250 Amp Frame | KIL | 2-3 | | ■ | ■ | | | | | | |
| Square D | 400 Amp Frame | LA | 2-3 | | | | ■ | ■ | | | | |
| Square D | | LAL | 2-3 | | | | ■ | ■ | ■ | | | |
| Square D | 400 Amp Frame | LH | 2-3 | | | | ■ | ■ | | | | |
| Square D | | LHL | 3 | | | | ■ | ■ | ■ | | | |
| Square D | | LHP | | | | | ■ | ■ | ■ | | | |
| Square D | | MA | 3 | | | | | | ■ | | | |
| Square D | 1000 Amp Frame | MA | 2-3 | | | | ■ | ■ | | | | |
| Square D | | MAL | 3 | | | | | | ■ | | | |
| Square D | 1000 Amp Frame | MH | 2-3 | | | | ■ | ■ | | | | |
| Square D | | MHL | 2-3 | | | | | | ■ | | | |
| Square D | | ML-1 | 3 | | | | ■ | ■ | | | | |
| Square D | | ML-3 | 3 | | | | | | ■ | | | |
| Square D | 250 Amp Frame | Q1B | 2-3 | | ■ | | | | | | | ■ |
| Square D | 250 Amp Frame | Q1L | 2-3 | | ■ | | | | | | | ■ |
| Square D | 250 Amp Frame | Q2 | 2-3 | | ■ | ■ | | | | | | |
| Square D | 250 Amp Frame | Q2H | 2-3 | | ■ | ■ | | | | | | |
| Square D | 250 Amp Frame | Q2L | 2-3 | | ■ | ■ | | | | | | |

| | | | | IDEAL | | | | | | | | | |
|---|---|---|---|---|---|---|---|---|---|---|---|---|---|
| | | | | Standard Breaker Lockouts | | | | | | | | EZ Panel Loc™ | |
| Mfg. | Breaker Classification | Breaker Type | # of Poles | 1-Pole Snap-On (w/hole) 44-810 | 120/277V Clamp On (no hole) 44-809 | Cleat for #65396 44-785 | 480/600V Clamp On (no hole) 44-807 | Cleat for #65397 44-786 | Oversize 480/660V 44-823 | Multi-pole w/ tie bar 44-783 | Snap On (SQD QO) 44-768 | Clamp On (universal) 44-764 |
| Square D | 250 Amp Frame | Q2MT | 2-3 | | ■ | ■ | | | | | | |
| Square D | 400 Amp Frame | Q4 | 2-3 | | | | ■ | ■ | | | | |
| Square D | 400 Amp Frame | Q4L | 2-3 | | | | ■ | ■ | | | | |
| Square D | QO | QO | 1 | | | | | | | | ■ | |
| Square D | QO | QO | 2-3 | ■ | ■ | | | | | | ■ | ■ |
| Square D | QO | QOB | 1 | | | | | | | | ■ | |
| Square D | QO | QOB | 2-3 | ■ | ■ | | | | | | ■ | ■ |
| Square D | QO | QOB-H | 2 | | | | | | | | ■ | |
| Square D | QO | QOB-VH | 1 | ■ | ■ | | | | | | ■ | |
| Square D | QO | QOB-VH | 2-3 | | | | | | | ■ | | |
| Square D | QO | QO-H | 2 | | | | | | | | ■ | |
| Square D | Main Circuit Breaker QO | QOM1-VH | 2 | | ■ | | | | | | | ■ |
| Square D | Main Circuit Breaker QO | QOM2-VH | 2 | | ■ | | | | | | | ■ |
| Square D | QO | QO-SWN | 2-3 | ■ | ■ | | | | | | ■ | ■ |
| Square D | DIN Rail Mnt QO | QOU | 1 | | | | | | | | ■ | |
| Square D | DIN Rail Mnt QO | QOU | 2-3 | | ■ | | | | | | ■ | ■ |
| Square D | DIN Rail Mnt QO | QOU w/tie | 2-3 | | | | | | | ■ | | ■ |
| Square D | QO | QO-VH | 1 | | | | | | | | ■ | |
| Square D | QO | QO-VH | 2-3 | ■ | ■ | | | | | | ■ | ■ |
| Square D | DIN Rail Mount | QYU | 1 | | | | | | | | ■ | |
| Square D | 2500 Amp Frame | RG | 2-4 | | | | | | | | | |
| Square D | 2500 Amp Frame | RJ | 2-4 | | | | | | | | | |
| Square D | 2500 Amp Frame | RL | 2-4 | | | | | | | | | |
| Square D | | Y1 | | | | | ■ | | | | | |
| Sylvania GTE | | QC | 2 | | | | | | | ■ | | ■ |
| Sylvania GTE | | Type C | 2 | | | | | | | ■ | | ■ |
| T&B | | F Frame | 1-3 | | ■ | | | | | | | ■ |
| Westinghouse | | BA | 1 | | ■ | | | | | | | ■ |
| Westinghouse | | BA | 2-3 | | ■ | | | | | | | ■ |
| Westinghouse | | BA | 2-3 | | | | | | | ■ | | |
| Westinghouse | | BA | 1 | ■ | ■ | | | | | | | ■ |
| Westinghouse | | BAB | 1 | ■ | ■ | | | | | | | ■ |
| Westinghouse | | BR | 1 | ■ | ■ | | | | | | | ■ |
| Westinghouse | | BR | 2-3 | | | | | | | ■ | | ■ |
| Westinghouse | | BRH | 2-3 | | | | | | | ■ | | |
| Westinghouse | | CA | | | ■ | ■ | | | | | | |
| Westinghouse | | DA | | | | | ■ | | | | | |
| Westinghouse | | DK | | | | | ■ | | | | | |
| Westinghouse | | EB | 1-3 | | ■ | ■ | | | | | | ■ |
| Westinghouse | | ED | | | ■ | | | | | | | ■ |
| Westinghouse | | EH | 1-3 | | ■ | | | | | | | ■ |
| Westinghouse | | EHB | 1-3 | | ■ | ■ | | | | | | |
| Westinghouse | | EHD | 1-3 | | ■ | | | | | | | ■ |
| Westinghouse | | FA | 3 | | ■ | ■ | | | | | | ■ |
| Westinghouse | | FB | 2-3 | | ■ | ■ | | | | | | ■ |
| Westinghouse | | FD | 1-4 | | ■ | | | | | | | ■ |
| Westinghouse | | FDB | 2-4 | | ■ | | | | | | | ■ |
| Westinghouse | | FDC | 2-4 | | ■ | | | | | | | ■ |
| Westinghouse | For Fire Protect. | FP | 3 | | | | ■ | ■ | | | | |
| Westinghouse | | GB | 1-3 | | ■ | | | | | | | ■ |
| Westinghouse | | GBH | 1-3 | | ■ | | | | | | | ■ |
| Westinghouse | | GHB | 1-3 | | ■ | | | | | | | ■ |
| Westinghouse | | GR | 3 | | | | ■ | | | | | |
| Westinghouse | | HBAW | 1 | ■ | ■ | | | | | | | ■ |
| Westinghouse | | HBAX | 1 | ■ | ■ | | | | | | | ■ |
| Westinghouse | | HCA | 3 | | ■ | ■ | | | | | | ■ |
| Westinghouse | | HFB | 1-3 | | ■ | ■ | | | | | | ■ |
| Westinghouse | | HFD | 1-4 | | ■ | | | | | | | ■ |
| Westinghouse | | HKD | 3 | | | | ■ | | | | | |
| Westinghouse | | HLA | | | | | ■ | | | | | |
| Westinghouse | | HLB | | | | | ■ | | | | | |
| Westinghouse | | HMC | | | | | ■ | | | | | |
| Westinghouse | | HMCP | | | ■ | ■ | | | | | | ■ |
| Westinghouse | | HNC | | | | | | | ■ | | | |
| Westinghouse | | HQNP | 3 | | ■ | | | | | | | ■ |

| | | | | IDEAL | | | | | | | | |
|---|---|---|---|---|---|---|---|---|---|---|---|---|
| | | | | Standard Breaker Lockouts | | | | | | | EZ Panel Loc™ | |
| Mfg. | Breaker Classification | Breaker Type | # of Poles | 1-Pole Snap-On (w/hole) 44-810 | 120/277V Clamp On (no hole) 44-809 | Cleat for #65396 44-785 | 480/600V Clamp On (no hole) 44-807 | Cleat for #65397 44-786 | Oversize 480/660V 44-823 | Multi-pole w/ tie bar 44-783 | Snap On (SQD QO) 44-768 | Clamp On (universal) 44-764 |
| Westinghouse | | HQP | 1 | ■ | ■ | | | | | | | ■ |
| Westinghouse | | JA | | | | | ■ | | | | | |
| Westinghouse | | JD | 2-4 | | | | ■ | | | | | |
| Westinghouse | | KA | 3 | | | | ■ | ■ | | | | |
| Westinghouse | | KB | | | | | ■ | | | | | |
| Westinghouse | | LA | 3 | | | | ■ | ■ | | | | |
| Westinghouse | | LB | | | | | ■ | | | | | |
| Westinghouse | | LBB | 3 | | | | ■ | | | | | |
| Westinghouse | | LH | | | | | ■ | | | | | |
| Westinghouse | | MA | 2-3 | | | | ■ | ■ | | | | |
| Westinghouse | | MC | 2-3 | | | | ■ | ■ | | | | |
| Westinghouse | | MCC | 2-3 | | | | ■ | ■ | | | | |
| Westinghouse | | MCPO | 3 | | ■ | ■ | | | | | | ■ |
| Westinghouse | | NB | | | | | | | ■ | | | |
| Westinghouse | | P | 3 | | ■ | | | | | | | ■ |
| Westinghouse | | QBHW | 1 | ■ | ■ | | | | | | | ■ |
| Westinghouse | | QC | 1 | ■ | ■ | | | | | | | ■ |
| Westinghouse | Quicklag C | QC | 3 | | | | | | | ■ | | |
| Westinghouse | | QCHQ | 1 | ■ | ■ | | | | | | | ■ |
| Westinghouse | | QHCW | 1 | ■ | ■ | | | | | | | ■ |
| Westinghouse | | QHCX | 1 | ■ | ■ | | | | | | | ■ |
| Westinghouse | | QHPW | 1 | ■ | ■ | | | | | | | ■ |
| Westinghouse | | QPHW | 1 | ■ | | | | | | | | ■ |
| Westinghouse | | Quicklag P | | | ■ | | | | | | | ■ |
| Westinghouse | | RE | | | ■ | | | | | | | ■ |
| Westinghouse | | RH | 3 | | | | ■ | | | | | |
| Westinghouse | | WPHX | 1 | ■ | ■ | | | | | | | ■ |
| Zinsco | | HQB | 3 | | ■ | | | | | | | ■ |
| Zinsco | | QB | 1 | | ■ | | | | | | | ■ |
| Zinsco | | QCB | 2 | | | | | | | ■ | | ■ |
| Zinsco | | Type Q | 1 | | ■ | | | | | | | ■ |
| Zinsco | | Type T | 1 | | ■ | | | | | | | ■ |

# Commutator Maintenance



## How to Select Resurfacer Grade

**Small Motor and Pocket Resurfacers**

Grade code letters designate the following grade combinations:

**A** Medium/Finish
**B** Coarse/Finish
**D** Finish/Polish
**H** Medium/Polish

**All Other Resurfacers**

Resurfacers for commutators and copper-alloy slip rings are made in four grades:

**C** Coarse—fast cutting
**M** Medium—for general use, high mica, small ridges and burns
**F** Finish—for use after the three grades above, for periodic application and for removing small burns and ridges immediately after their appearance
**P** Polish—very fine grade (220 aggregate grain) for burnish finish

For all resurfacers, specify grade by adding the appropriate letter as a suffix to the catalog number. (Example: 80-475M for medium grade.)

## How to Select Resurfacer Size

Size is always written length x width x thickness (working face area x depth of stone). For handle types, the handle is mounted parallel to the first dimension. Always use a resurfacer with the largest face possible (length x width). Thickness should be governed by clearance around commutator or ring.

**Commutator Resurfacers**

The resurfacer should have a width of approximately 3/4 the length of the commutator bar and as long as will conveniently go between the brush riggings. For periodic application, three or four sizes are generally sufficient. After determining approximate dimensions, select nearest standard size and type.

**Slip Ring Resurfacers**

When space permits, use a resurfacer about 1 in. wider than the face width of the ring. Length should be at least three times greater than the longest flat spot to bridge over and ensure a true ring.

## Small Motor-Type Resurfacer

- Different grades of stone on each end
- 10 in. handle
- For use on small fractional horsepower motors



| Description | Size (In.) | Grades | Part No. |
|---|---|---|---|
| Small Motor-Type Resurfacer | 3/4 x 1/2 x 3/8 | A, B, D | **80-012*** |

*Add grade letter suffix to Part No. Please allow 4-5 weeks for delivery.

## Tool-Type Resurfacers



- For use in lathe-turning device
- Two resurfacers required for each grinder

| Description | Size (In.) | Grades | Part No. |
|---|---|---|---|
| Tool-Type Resurfacer | 1 x 1-1/2 x 6-1/2 | C, M, F | **80-454*** |
| Tool-Type Resurfacer | 1 x 2 x 8 | C, M, F | **80-461*** |
| Tool-Type Resurfacer | 2 x 2 x 8 | C, M, F | **80-475*** |

*Add grade letter suffix to Part No. Please allow 4-5 weeks for delivery.

# Pencil-Type Resurfacer

- For use on fans, signal motors, auto generators, locomotive headlight motors and other fractional horsepower motors



| Description | Size (In.) | Grades | Part No. |
|---|---|---|---|
| Pencil-Type Resurfacer | 5/8 x 3/8 x 6 | C, M, F, P | **80-075*** |

*Add grade letter suffix to Part No. Please allow 4-5 weeks for delivery.

# Tramway-Handle Resurfacers

- Handle shaped to ensure secure grip
- 10-1/2 in. handle permanently mounted at 45° angle



| Description | Size (In.) | Grades | Part No. |
|---|---|---|---|
| Tramway-Handle Resurfacer | 2 x 1-1/2 x 2 | M, F | **80-255*** |
| Tramway-Handle Resurfacer | 2 x 2 x 2 | C, M, F | **80-265*** |

*Add grade letter suffix to Part No. Please allow 4-5 weeks for delivery.

# Commutator Smoothie® Resurfacing Tool



- Designed to smooth commutators of auto generators, starting motors and other similar equipment
- 8-1/2 in. plastic handle with a 5/16 in. x 7/8 in. x 11/16 in. resurfacer on each end
- Features one polish-grade and one finish-grade resurfacer
- Bent handle reaches into any motor frame
- Non-conductive for user safety

| Description | Part No. |
|---|---|
| Commutator Smoothie® Resurfacing Tool | **80-033** |

Please allow 4-5 weeks for delivery.

# Powr-Polish™ Flexible Abrasives

- Fine-grain, non-dusting abrasive held together by a flexible bond
- Serves as both commutator cleaner and burnisher
- Removes dirt and grease—imparts super-finished surface
- Non-conductive and non-loading



| Description | Size (In.) | Part No. |
|---|---|---|
| Powr-Polish™ Flexible Abrasive | 3/8 x 1/2 x 5 | **82-001** |
| | 3/8 x 3/4 x 5 | **82-002** |
| | 5/8 x 1 x 5 | **82-003** |
| | 1 x 2 x 5 | **82-004** |
| | 1 x 4 x 5 | **82-005** |
| | 1/8 x 1 x 5 | **82-006** |

Please allow 4-5 weeks for delivery.

# Brush Seater & Commutator Cleaners




- Gentle acting abrasive for seating carbon brushes and cleaning commutators and slip rings
- Soft, loosely bound grain produces a scouring effect when held against commutator
- Will not remove or scratch copper
- Self-cleaning
- Available in soft(S), medium(M) and hard(H) grades

| Description | Size (In.) | Grades | Part No. |
|---|---|---|---|
| Brush Seater & Commutator Cleaner | 1/4 x 1/4 x 4-3/4 | M, H | **23-001*** |
| | 1/2 x 1/4 x 4-3/4 | M, H | **23-002*** |
| | 3/8 x 3/8 x 4-3/4 | M | **23-003*** |
| | 1/2 x 3/8 x 4-3/4 | M, H | **23-004*** |
| | 1/2 x 1/2 x 4-3/4 | M | **23-005*** |
| | 5/8 x 1/2 x 4-3/4 | M | **23-006*** |
| | 3/4 x 1/2 x 4-3/4 | S, M, H | **23-007*** |
| | 1-1/8 x 5/8 x 4-3/4 | S, M, H | **23-008*** |
| | 1/2 x 1 x 4-3/4 | S, M | **23-027*** |
| | 1 x 1 x 4-3/4 | — | **23-035S** |
| | 2 x 1 x 4-3/4 | — | **23-036S** |
| | 3 x 2 x 6 | — | **23-041S** |
| | 3 x 2 x 8 | — | **23-042S** |

*Add grade letter suffix to Part No. Please allow 4-5 weeks for delivery.

# AEROSPACE



**Stripmaster® & Stripmaster® Lite Wire Strippers**
Blades ..... C-5
Accessories ..... C-6
Replacement Parts ..... C-6

**Custom Stripmaster® Wire Strippers**
Blades ..... C-7

**Custom Stripmaster® Lite Wire Strippers**
Blades ..... C-8
Replacement Parts ..... C-9

**Pneumatic Wire Strippers**
Accessories ..... C-11



# Aerospace

**Every aspect of the aerospace industry demands precision and accuracy. That includes wire processing - our area of expertise at IDEAL. Working with both wire manufacturers and aerospace engineers, we develop unique blades with tight tolerances that strip wire accurately and dependably.**











# Wire Stripping Basics

There are two basic levels of wire stripping—precision and non-precision. The first type, precision wire stripping, is employed where extreme reliability and critical tolerances must be achieved. Aircraft, computers, aerospace, missiles, radar guidance systems, and communications systems are examples of applications where precision wire stripping is required. In many cases, the military standard is called for and meeting that standard is rigidly enforced and calls for the highest quality precision wire stripping.

The second, non-precision stripping, is used in the manufacturing of lighting fixtures, electrical appliances, automotive harnesses, etc. This requires wire strips that assure product reliability and are obtained at a relatively low cost.

For each type of wire stripping and production requirement, the best tool and/or method to get the job done right must be determined, and IDEAL Electrical is there to assist with free wire analysis.







# Stripmaster® & Stripmaster® Lite Wire Strippers




The versatile Stripmaster®/Stripmaster® Lite Wire Strippers are the standard of the industry. They incorporate a gripper that firmly holds the wire in a center-line position with the stripping hole. The lever action of the stripper offers a mechanical advantage that makes stripping easier. This aids in production applications and reduces operator fatigue. One squeeze strips the wire clean, up to a full 7/8 in. (22mm). The jaws are automatically held open to allow removal of the wire without damaging its end. This stripper virtually eliminates all nicking, cutting or fraying on non-precision wire.

# Custom Stripmaster® Wire Strippers



The Custom Stripmaster® Wire Stripper has set the industry standard in hand-held, precision wire stripping. It provides fast, accurate wire stripping with its one-step, squeeze-action stripping and unique precision blade design. This light-weight wire stripper, made from sturdy die-cast zinc, is designed for maximum mobility and high productivity in all types of non-precision and precision stripping applications. The Custom Stripmaster® Wire Stripper offers extra leverage with its spring-action mechanical design for reduced operator effort. It can be customized with your choice of gripper pads and blade sets to match your wire stripping requirements. The comfort grip handles are color-coded to identify the best tool for the application. Red handles are used for larger wire (10–14 AWG) and black handles are used for smaller wire (16–30 AWG). The blades and grippers installed in the tool are specific to the application. Optional short-stop latch and transparent wire stop increases tool versatility and insures consistent strip lengths.

# Custom Stripmaster® Lite Wire Strippers



The Custom Stripmaster® Lite Wire Stripper marks the beginning of a new era of light-weight, precision wire strippers designed specifically for improved operator comfort. It utilizes the same type of precision die-blade construction and features an optional short-stop latch and transparent wire stop. Built of sturdy die-cast zinc, this compact stripper weighs 50% less than its full-sized counterparts, and will impress you with both its ease of operation and durable performance.

# Stripmaster® & Stripmaster® Lite Wire Strippers



- One-step stripping enhances productivity
- Precision-ground, knife-type blades provide clean, accurate stripping
- Sturdy die-cast zinc frame provides long-term durability
- Stripmaster® Lite designed for smaller hands – 3/4 the size of the standard Stripmaster®
- 90-day warranty

### Stripmaster® Wire Strippers and Knife-Type Blades

| Specifications — Stripping Hole Diameter in Inches (mm) | | | | | | | | | | | | | Replacement Blades (Pair) Part No. | Replacement Frame Part No. | Tool w/Blades Part No. |
|---|---|---|---|---|---|---|---|---|---|---|---|---|---|---|---|
| Wire Size AWG | | | | | | | | | | | | | | | |
| 6 | 8 | 10 | 12 | 14 | 16 | 18 | 20 | 22 | 24 | 26 | 28 | 30 | | | |
| | 0.159 (4.0) | .141 (3.6) | .106 (2.7) | | | | | | | | | | L-4419 | L-5620 | 45-090 |
| | | .144 (3.6) | .105 (2.7) | .085 (2.2) | .073 (1.8) | .073 (1.8) | | | | | | | L-4420 | L-5620 | 45-091 |
| | | .144 (3.6) | .113 (2.9) | .090 (2.3) | .072 (1.8) | .061 (1.5) | .048 (1.2) | .048 (1.2) | | | | | L-4421 | L-5620 | 45-092 or 45-292* |
| | | | | .090 (2.3) | .072 (1.8) | .061 (1.5) | .039 (1.0) | .039 (1.0) | | | | | L-4422 | L-5620 | 45-093 |
| .230 (2.3) | .198 (5.0) | *This tool has a custom steel frame & custom step grippers.* | | | | | | | | | | | L-4453 | LB-1091 | 45-096 |
| | | | | | .072 (1.8) | .061 (1.5) | .048 (1.2) | .039 (1.0) | .032 (0.8) | .026 (0.7) | | | L-4994 | L-5620 | 45-097 |
| | | | | | | | .048 (1.2) | .039 (1.0) | .032 (0.8) | .026 (0.7) | .021 (0.5) | .016 (0.4) | L-5361 | L-5620 | 45-098 |
| | .198 (5.0) | .167 (4.2) | | | .062 (1.6) | .055 (1.4) | | | | | | | L-8763 | L-5620 | 45-099 |

* Blister Card  Tolerances ±.001"

### Stripmaster® Lite Wire Strippers and Knife-Type Blades

| Specifications — Stripping Hole Diameter Inches (mm) | | | | | | | | | | Replacement Blades (Pair) Part No. | Replacement Frame Part No. | Tool w/Blades Part No. |
|---|---|---|---|---|---|---|---|---|---|---|---|---|
| Wire Size AWG | | | | | | | | | | | | |
| 12 | 14 | 16 | 18 | 20 | 22 | 24 | 26 | 28 | 30 | | | |
| | | .072 (1.8) | .061 (1.5) | .048 (1.2) | .039 (1.0) | | | | | LB-1001 | LB-1421 | 45-671 |
| | | | | | | .032 (0.8) | .026 (0.7) | .021 (0.5) | .016 (0.4) | LB-1002 | LB-1421 | 45-672 |
| .113 (209) | .090 (2.3) | .072 (1.8) | .061 (1.5) | All stranded wire | | | | | | LB-1003 | LB-1421 | 45-673 |
| .096 (2.4) | .085 (2.2) | .073 (1.9) | .061 (1.5) | 12 & 14 Solid Wire, 16 & 18 Stranded Wire | | | | | | LB-1004 | LB-1421 | 45-674 |

Tolerances ±.001"

### Stripmaster® Wire Strippers and Knife-Type Blades for Metric Wire

| Specifications — Stripping Hole Diameter (mm) | | | | | | | | | | | | | | Replacement Blades (Pair) Part No. | Replacement Frame Part No. | Tool w/Blades Part No. |
|---|---|---|---|---|---|---|---|---|---|---|---|---|---|---|---|---|
| Wire Size mm² | | | | | | | | | | | | | | | | |
| 0.05 | 0.1 | 0.15 | 0.22 | 0.34 | 0.5 | 0.75 | 1 | 1.5 | 2.5 | 4 | 6 | 8 | 10 | | | |
| | | | | | | | | | | | | 4.3 | 5.0 | L-4419M | LA-2358 | 45-090-341 |
| | | | | | | 1.3 | 1.6 | 1.9 | 2.4 | 3 | 3.6 | | | L-4421M | LA-2358 | 45-092-341 or 45-292-341* |
| 0.6 | 0.7 | 0.8 | 0.9 | 1.0 | 1.1 | | | | | | | | | L-5361M | LA-2358 | 45-098-341 |

*Blister Card  Tolerances ±.025mm

# Stripmaster® Lite Wire Strippers

**Stripmaster® Lite Wire Strippers and Knife-Type Blades for Metric Wire**

| Specifications — Stripping Hole Diameter (mm) Wire Size mm² | | | | | | | | | Replacement Blades (Pair) Part No. | Replacement Frame Part No. | Tool w/Blade Part No. |
|---|---|---|---|---|---|---|---|---|---|---|---|
| 0.05 | 0.1 | 0.15 | 0.22 | 0.34 | 0.5 | 0.75 | 1 | 1.5 | | | |
| | | | | 1.0 | 1.1 | 1.3 | 1.6 | 1.9 | **LB-1001M** | **H-2909** | **45-671-341** |
| 0.6 | 0.7 | 0.8 | 0.9 | | | | | | **LB-1002M** | **H-2909** | **45-672-341** |

# Coax Stripmaster® Wire Strippers & Blades



| Description | Repl. Blade Part No. | Tool w/Blade Part No. |
|---|---|---|
| Coax Stripmaster® for RG-6 | **LB-740** | **45-262** |
| Coax Stripmaster® for RG-58 | **LB-742** | **45-264** |
| Coax Stripmaster® for RG-59 | **LB-743** | **45-265** |
| Coax Stripmaster® for RG-6 QuadShield | **LA-3953** | **45-282** |

Coaxial Cables: two-step strip for termination, jacket and dielectric.

# Optional Accessories



- Wire Stop provides uniform stripping length, range = 3/32" to 3/4"
- Short stop latches protect wire strands by limiting stripping stroke to 5/32 in. and retain slug until wire is ready for terminating.

| Description | Part No. |
|---|---|
| Transparent Adjustable Wire Stop (for Stripmaster® Wire Strippers) | **L-5270** |
| Transparent Adjustable Wire Stop (for Stripmaster® Lite Wire Strippers) | **LB-1195** |
| Transparent Adjustable Wire Stop (for Metric Stripmaster® Wire Strippers) | **45-2019** |
| Short Stop Latch for Custom & Customer Steel Stripmaster® Wire Strippers | **L-5269** |
| Short Stop Latch for Custom Stripmaster® Lite Wire Strippers | **LB-1194** |

# Stripmaster® Wire Strippers with Rectangular Holes



| Description | Replacement Blades (Pair) Part No. | Tool w/Blade Part No. |
|---|---|---|
| For Flat Telephone Cable (.060 in. or 1.52mm) | **LB-1155** | **N/A** |
| For European Flat Lamp Cord | **L-8762** | **45-089** |
| For SP-SPT Lamp Cord | **L-4452** | **45-095*** |

*Also strips 2- and 3-conductor low-voltage wire used in E.E. and Touchplate remote control wiring system.

# Replacement Parts

| Description | Part No. |
|---|---|
| Replacement Frame for Stripmaster® Wire Strippers | **L-5620** |
| Replacement Frame for Stripmaster® Lite Wire Strippers | **LB-1421** |
| Replacement Moveable Gripper for Stripmaster® Wire Strippers | **L-1953** |
| Replacement Moveable Gripper for Stripmaster® Lite Wire Strippers | **K-6603** |



FREE APPLICATION ENGINEERING SERVICE AVAILABLE. CONTACT IDEAL ELECTRICAL FOR COMPLETE INFORMATION AT 1-800-324-9571 OR DOWNLOAD APPLICATION AT WWW.IDEALIND.COM.



# Custom Stripmaster® Wire Strippers

- Strips 30 - 10 AWG solid or stranded wire
- Mil-spec die-type blades allow precision stripping
- Inner cutting hole sized to conductor and counter-bored holes sized to insulation
- Replaceable grippers
- Optional short stop-latch and transparent wire stop
- Cushioned, comfort grip handles
- Engineering service and made-to-order blades available. Contact factory for complete product and blade number listing.
- 90-day Warranty



### Die-Type Blades

Specifications – Cutting Hole Diameter / Counterbore Diameter in Inches

| Wire Size AWG | | | | | | | | | | | Blade Only Part No. | Stripper Part No. |
|---|---|---|---|---|---|---|---|---|---|---|---|---|
| 10 | 12 | 14 | 16 | 18 | 20 | 22 | 24 | 26 | 28 | 30 | | |
| **For MIL16878 Type E (600V)** | | | | | | | | | | | | |
| .119/.136 | .096/.113 | .076/.0935 | | | | | | | | | **L-5559** | **45-176** |
| | | | .061/.081 | .052/.070 | .042/.0595 | .034/.052 | .028/.043 | .023/0.39 | | | **L-5560** | **45-177** |
| | | | | | | | | .023/.039 | .019/.035 | .016/.032 | **L-5561** | **45-178** |
| **For MIL16878 Type EE (1000V)** | | | | | | | | | | | | |
| .119/.144 | .096/.125 | .076/.104 | | | | | | | | | **L-5562** | **45-173** |
| | | | .061/.089 | .052/.0735 | .042/.067 | .034/.0595 | .028/.055 | .023/.0465 | | | **L-5563** | **45-174** |
| | | | | | | | | .023/.0465 | .019/.043 | .016/.042 | **L-5564** | **45-175** |
| **For Other Misc. Insulations** | | | | | | | | | | | | |
| .116/.154 | .0937/.136 | .076/.113 | | | | | | | | | **L-5210** | **45-170** |
| | | | .062/.096 | .052/.086 | .042/.073 | .035/.0635 | .0292/.0595 | .022./052 | | | **L-5211** | **45-171** |
| | | | | | | | | .024/.043 | .020/.040 | .016/.037 | **L-5436** | **45-172** |
| **Other Thin Insulations** | | | | | | | | | | | | |
| | | | | | | | Three identical holes | | | .012./020 | **L-7625** | **45-179** |
| | | | | Solid Wires | | | .024/.033 | .018/.025 | .014/.023 | .012/.019 | **L-9300** | **45-169** |

Tolerances: Cutter Dia.: ± .001; Counter-bore Dia.: ± .002. The 45-170 Series is a Custom Stripmaster® Wire Stripper frame without the short stop latch and wire stop.

### Custom Steel Stripmaster® Wire Strippers and Special Flat-Blades for Ribbon and Multi-Conductor Cable

| Description | Blade Gap vertical height | Blade Only Part No. | Frame & Blade Part No. |
|---|---|---|---|
| Custom Steel frame only | N/A | N/A | **LB-1091** |
| Flat blade for 26 AWG (.40mm dia.) multi-conductor | .022 in. | **LB-1151** | **45-890** |
| Flat blade for 24 AWG (.00mm dia.) multi-conductor | .030 in. | **LB-1152** | **45-891** |
| Flat blade for 22 AWG (.64mm dia.) multi-conductor | .038 in. | **LB-1153** | **45-892** |
| Flat blade for 20 AWG (.00mm dia.) multi-conductor | .050 in. | **LB-1154** | **45-893** |
| Flat blade for 18 AWG (1.02mm dia.) multi-conductor | .060 in. | **LB-1155** | **45-894** |
| Flat blade for 16 AWG (1.29mm dia.) multi-conductor | .075 in. | **LB-1156** | **45-895** |

# Custom Stripmaster® Lite Wire Strippers



- Custom Stripmaster® Lite is 3/4's the size of Custom Stripmaster® Wire Stripper and strips 16 - 30 AWG solid or stranded wire
- Custom Stripmaster® Lite requires one-third less hand pressure for each strip actuation
- Engineering Service and made-to-order blades available. Contact factory for complete product and blade number listing.

## Die-type Blades

Specifications – Cutting Hole Diameter / Counterbore Diameter in Inches

| 16 | 18 | 20 | 22 | 24 | 26 | 28 | 30 | Blade Only Part No. | Stripper Part No. |
|---|---|---|---|---|---|---|---|---|---|
| **For MIL16878 Type E (600V)** | | | | | | | | | |
| .061/.081 | .052/.070 | .042/.0595 | .034/.052 | | | | | **LB-918** | **45-638** |
| | | .042/.0595 | .034/.052 | .028/.043 | .023/.039 | | | **LB-919** | **45-639** |
| | | | | .028/.043 | .023/.039 | .019/.035 | .016/.032 | **LB-920** | **45-640** |
| **For MIL16878 Type EE (1000V)** | | | | | | | | | |
| .061./089 | .052./0785 | .042./067 | .034/.0595 | | | | | **LB-915** | **45-635** |
| | | .042./067 | .034/.0595 | .028/.055 | .023/.0465 | | | **LB-916** | **45-636** |
| | | | | .028/.055 | .023/.0465 | .019/.043 | .016./042 | **LB-917** | **45-637** |
| **For Other Misc. Insulations** | | | | | | | | | |
| .062./096 | .052./086 | .042./073 | .035/.0635 | | | | | **LB-912** | **45-632** |
| | | .042./073 | .035/.0635 | .0292/.0595 | .022/.052 | | | **LB-913** | **45-633** |
| | | | | .0292/.0595 | .024/.043 | .020/.040 | .016/.037 | **LB-914** | **45-634** |
| **Other Thin Insulations** | | | | | | | | | |
| | | | | | | | .012/.020 | **LB-921** | **45-641** |
| | | | | .024/.033 | .018/.025 | .014/.023 | .012/.019 | **LB-911** | **45-631** |

Tolerances: Cutter Dia.: ± .001; Counter-bore Dia.: ± .002.

## Custom Steel Stripmaster® Wire Strippers & Special Flat-Blades for Ribbon and Multi-Conductor Cable

| Description | Blade Gap vertical height | Blade Only Part No. | Frame & Blade Part No. |
|---|---|---|---|
| Custom Steel frame only | — | — | **LB-1091** |
| Flat blade for 26 AWG (.40mm dia.) multi-conductor | .022 in. | **LB-1151** | **45-890** |
| Flat blade for 24 AWG (.00mm dia.) multi-conductor | .030 in. | **LB-1152** | **45-891** |
| Flat blade for 22 AWG (.64mm dia.) multi-conductor | .038 in. | **LB-1153** | **45-892** |
| Flat blade for 20 AWG (.00mm dia.) multi-conductor | .050 in. | **LB-1154** | **45-893** |
| Flat blade for 18 AWG (1.02mm dia.) multi-conductor | .060 in. | **LB-1155** | **45-894** |
| Flat blade for 16 AWG (1.29mm dia.) multi-conductor | .075 in. | **LB-1156** | **45-895** |

# Replacement Gripper Pads



| For Custom Stripmaster® and Custom Steel Stripmaster® Wire Strippers | | | |
|---|---|---|---|
| **Surface Type** | **Gripper Set* Part No.** | **Movable Gripper Part No.** | **Stationary Gripper Part No. (Thickness)** |
| Grit** | **LB-197** | **L-5212** | **L-5215** (.129 in.) |
| Grit** | **LB-198** | **L-5212** | **L-5217** (.156 in.) |
| File‡ | **LB-721** | **LB-718** | **LB-719** (.129 in.) |
| File‡ | **LB-722** | **LB-718** | **LB-720** (.156 in.) |
| Parallel | **LB-730** | **LB-727** | **LB-728** (.129 in.) |
| Parallel | **LB-731** | **LB-727** | **LB-729** (.156 in.) |
| **For Custom Stripmaster® Lite Wire Strippers** | | | |
| **Surface Type** | **Gripper Set* Part No.** | **Movable Gripper Part No.** | **Stationary Gripper Part No. (Thickness)** |
| Grit** | **LB-1188** | **LB-882** | **LB-883** (.109 in.) |
| File‡ | **LB-1189** | **LB-1184** | **LB-1185** (.109 in.) |
| Parallel | **LB-1190** | **LB-1186** | **LB-1187** (.109 in.) |

* Gripper Set includes one movable gripper and one stationary gripper.
** Grit pads are standard for most Custom Stripmaster® and Custom Stripmaster® Lite products.
‡ For use on hard-to-grip surfaces.
Gripper pad selection depends on insulation type and user preference.
Note: For 10-14 AWG, use .129 in. stationary gripper. For 16-30 AWG, use .156 in. gripper.

# Replacement Frame Assemblies with Grit Grippers

| For Custom Stripmaster® Wire Strippers | Part No. |
|---|---|
| Frame only, 10-14 AWG | **L-5616** |
| Frame only, 16-30 AWG | **L-5617** |
| Frame only, 10-14 AWG, Wire Stop and Latch | **L-5618** |
| Frame only, 16-30 AWG, Wire Stop and Latch | **L-5619** |
| Frame only, 10-14 AWG, internal spring (see note) | **L-9039** |
| Frame only, 16-30 AWG, internal spring (see note) | **L-9038** |

Note: Frames with internal springs allow additional blade penetration pressure for difficult and multi-layered insulation types.

| For Custom Stripmaster® Lite Wire Strippers | Part No. |
|---|---|
| Frame only | **LB-895** |
| Frame only, Wire Stop and Latch | **LB-896** |

| For Custom Steel Stripmaster® Wire Strippers | Part No. |
|---|---|
| Frame only, 10-14 AWG | **LB-1091** |
| Frame only, 16-30 AWG | **LB-1092** |
| Frame only, 10-14 AWG, internal spring (see note) | **LB-1090** |
| Frame only, 16-30 AWG, internal spring (see note) | **LB-1089** |

Note: Frames with internal springs allow additional blade penetration pressure for difficult and multi-layered insulation types.

# Pneumatic Wire Strippers

- Hand-held pneumatic powered wire strippers for various single wire conductors
- Interchangeable blade offers versatility using either the Custom Stripmaster® Die-Type blade series for Mil-Spec wire stripping applications or the standard Stripmaster® Knife-Type blade series for general purpose wire stripping
- Rotating stripping head for ease of left-hand or right-hand operation
- Adjustable Speed Control allows the operator to regulate the speed of the stripping operation
- In-line stripping reduces potential blade contact with conductors

## Technical Information

| | | 45-2530 | 45-600 | 45-650 |
|---|---|---|---|---|
| Strip Lengths | Minimum: | 1/8 in. | | |
| | Maximum: | 1/2 in. | | |
| Dimensions | Length: | 6-5/8 in. | 7-7/8 in. | 8-7/8 in. |
| | Width: | 2 in. dia. | 1-1/2 in. dia. | 1-7/8 in. dia. |
| | Height: | 2-5/8 in. | 2-1/2 in. | 2-5/8 in. |
| | Weight: | 1.75 lb. | 1.65 lb. | 2.32 lb. |
| Air Requirements (5CFM/Cycle) | | .002 | .002 | .004 |
| PSI Requirements | | 80-120 PSI | 80-120 PSI | 95-120 PSI |
| Air Hose Length | | 9 ft. | | |
| Warranty | | 1-Year Limited | | |




**Rotating Stripping Head**

# Standard Pneumatic Wire Stripper



- Uses Custom Stripmaster® and standard Stripmaster® 16-30 AWG blades
- Blades sold separately
- Refer to specification charts for Stripmaster® and Custom Stripmaster® blade selection
- For Mil-Spec blades not referenced in this catalog, refer to the Aerospace Catalog or take advantage of our free Applications Engineering service for wire evaluation

| Description | Part No. |
|---|---|
| Standard Pneumatic Wire Stripper | **45-2530** |

# Lite Pneumatic Wire Stripper



- Uses Custom Stripmaster® Lite and standard Stripmaster® Lite 16-30 AWG blades
- Blades sold separately
- Refer to specification charts for Stripmaster® Lite and Custom Stripmaster® Lite blade selection
- For Mil-Spec blades not referenced in this catalog, refer to the Aerospace Catalog or take advantage of our free Applications Engineering service for wire evaluation

| Description | Part No. |
|---|---|
| Lite Pneumatic Wire Stripper | **45-600** |

# Heavy-Duty Pneumatic Wire Stripper



- Uses Custom Stripmaster® and standard Stripmaster® 10-30 AWG blades
- Blades sold separately
- Refer to specification charts for Stripmaster® and Custom Stripmaster® blade selection
- For Mil-Spec blades not referenced in this catalog, refer to the Aerospace Catalog or take advantage of our free Applications Engineering service for wire evaluation

| Description | Part No. |
|---|---|
| Heavy-Duty Pneumatic Wire Stripper | **45-650** |

# Pneumatic Wire Stripper Accessories

| Description | Part No. |
|---|---|
| Wire Stop (45-2530 & 45-650) | **L-5270** |
| Wire Stop (45-600) | **LB-1195** |
| Air Regulator (45-2530, 45-650 & 45-600) | **45-906** |

# FREE Application Engineering Service

Whatever your particular wire or cable preparation challenge, we're ready to assist you with practical solutions. Simply send us at least five feet of your wire or cable and complete the questionnaire below. Copy this form and mail to:

**IDEAL INDUSTRIES, INC.**
**Precision Tool Lab**
**Attn: Wire Stripping Applications Analysis**
**1101 Park Avenue; Sycamore, Illinois 60178**

We'll quickly recommend a practical stripping or cutting solution designed to meet your needs. Remember, this is a free service that we're eager to provide whenever you need it.

**For immediate assistance, call our Industrial Support Line at 800-324-9571 or e-mail industrial@idealindustries.com.**

## Wire Stripping Recommendations

Completion of this information is a request for recommended tools or equipment only and does not place the individual or the company inquiring under any obligation to purchase. This is a free service of IDEAL INDUSTRIES, INC., Sycamore, Illinois.

Please enclose at least **five feet of your wire or cable** and answer the following questions to expedite a reply for your particular application.

1. **Method Preference:**
   - **A. Hand Type**
   - **B. Production Strippers**
     1. **45-930 STP Stripping System**
     2. **45-950 Stripmaster® Model 950 Wire Stripper**
2. **Stripping Tolerance:**
   - **A. Precision**
   - **B. Non-Precision**
3. **Present Method:** _____
4. **Type of Insulation:** _____

**Customer Information**

Please enclose business card or complete the following:

Name _____
Title _____
Company _____
Street _____
City _____ State _____ Zip _____
Phone _____ Fax _____
E-mail _____

5. **Wire Gauge:** _____
6. **MIL-Spec:** _____
7. **Number of Strips per Day:** _____

### Triaxial Cable

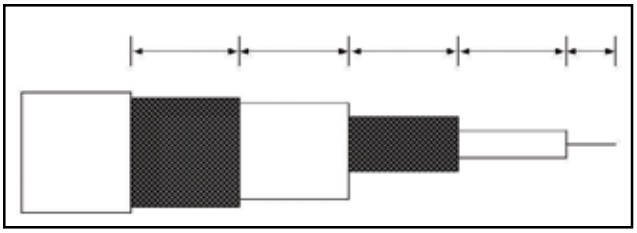

### Coax Cable

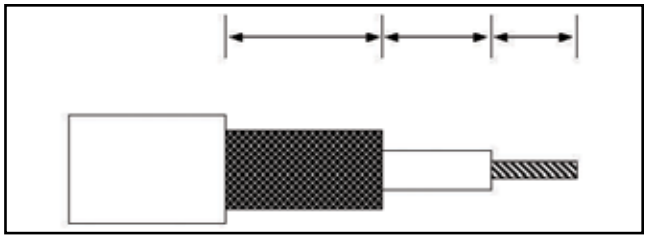

5. **Remarks:** _____

# Test & Measurement



**Circuit Tracers** ..... D-4

**Clamp Meters** ..... D-7

**Branch Circuit Analysis and Testing**
- Circuit Analyzer ..... D-11
- Circuit Breaker Finder ..... D-12
- Multimeters ..... D-13
- Voltage Testers ..... D-14
- Receptacle Testers ..... D-14
- Non-Contact Voltage Testers ..... D-14

**Specialty Testers**
- Ground Resistance Meters ..... D-15
- Insulation Testers ..... D-15
- Light Meter ..... D-15
- Phase & Rotation Testers ..... D-15

**Accessories**
- Adapters ..... D-16
- Thermocouples ..... D-16
- Carrying Cases ..... D-17






# Test & Measurement



**IDEAL has been in the Electrical Test and Measurement Business for over 80 years. Throughout that time we have remained dedicated to providing the professional electrician with the tools and support required to safely and efficiently verify and analyze electrical systems and equipment. So, whether you are conducting routine measurements, testing installed devices, checking branch circuit integrity, locating breakers, tracing wires, or verifying grounding integrity, IDEAL has the tools to help you get the job done safely and efficiently.**















NEW
Refined Performance

# SureTrace™ Circuit Tracers

IDEAL, a leader in Circuit Tracing technology, has released the latest generation of circuit tracers with refinements in performance, ease-of-use and safety.

## Performance

- Four defined ranges let you quickly select the proper sensitivity for your job
- Easy-to-replace AA batteries

## Ease-of-Use

- Super-bright OLED display (61-957 and 61-959) indicates a numeric value between 0 and 99, providing a quick and easy way to determine received signal strength
- Audible indication with variable tone assists in locating signal source
- Peak detection provides instantaneous signal strength feedback
- SureTrace™ Circuit Tracers feature the only rotating display in the industry. Regardless of the receiver orientation, the display automatically adjusts itself to a vertical position for easy reading.






Exclusive Rotating Display

## Safety

- Designed for durability and safety
- CAT III 600V
- High energy fuse

## Features

- Can be used on circuits 0-600V AC/DC
- Identifies breakers and fuses
- Pinpoints opens and shorts
- Traces wires behind walls




### CertainCircuit™

After the correct breaker has been identified and tripped, the transmitter senses the loss of power and sends a different signal back to the receiver at the panel to give the user confidence that the right circuit has been de-energized.

Energized  De-energized

Pinpoints Opens & Shorts



Traces behind walls



Traces on de-energized circuits



Inductive Clamp



# SureTrace™ Circuit Tracers

- Receiver display rotates automatically for easy viewing
- Identifies breakers and fuses with CertainCircuit™ detection
- Pinpoints opens and shorts
- Traces wires
- "0-99" display of signal strength
- Audible indication intensifies in tone/pitch with signal strength
- Works on energized or de-energized circuits (0 - 600V AC/DC)
- Four sensitivity levels
- Peak reading bar graph
- 2-year warranty




| Description | Part No. |
|---|---|
| Receiver with super-bright OLED Rotating Display (in 90° increments) – Kit includes Transmitter TR-955, Receiver RC-959, Lead Set TL-956, Inductive Clamp IC-958, Battery Pack BP-958 & Strap 61-565, Hard Carrying Case C-959, Batteries and Instruction Manual | **61-959** |
| Receiver with super-bright OLED Rotating Display (in 90° increments) – Kit includes Transmitter TR-955, Receiver RC-959, Lead Set TL-956, Hard Carrying Case C-957, Batteries and Instruction Manual | **61-957** |
| Receiver with Rotating LED Display (in 180° increments) – Kit includes Transmitter TR-955, Receiver RC-955, Lead Set TL-956, Hard Carrying Case C-955, Batteries and Instruction Manual | **61-955** |

| Kit Components | 61-959 | 61-957 | 61-955 |
|---|---|---|---|
| Transmitter | **TR-955** | **TR-955** | **TR-955** |
| Receiver | **RC-959** | **RC-959** | **RC-955** |
| Tracer Test Lead Set | **TL-956** | **TL-956** | **TL-956** |
| Inductive Clamp | **IC-958** | — | — |
| Battery Pack & Strap (61-565) | **BP-958** | — | — |
| Hard Carrying Case | **C-959** | **C-957** | **C-955** |
| Batteries | • | • | • |
| Instruction Manual | • | • | • |
| Battery Pack Strap | **61-565** | — | — |

Notes:
- Circuit breaker identification is not possible using the inductive clamp. Connect directly to the H-N for breaker or fuse identification.
- The inductive clamp is intended for use on de-energized closed loop circuits, low voltage conductors, or live circuits up to 120V AC with less than 5 Amps of current flowing.
- All instruction manuals are included and are available on-line.

# RC-959 Receiver



- Super-bright OLED display
- Rotating display (in 90° increments)
- Displays 0-99 numeric signal strength
- Four sensitivity levels
- CertainCircuit™ detection
- Peak reading bar graph
- Audible indication (variable pitch/ tone)
- Displays Battery life remaining
- Supplied with 3 AA batteries

| Description | Part No. |
|---|---|
| Receiver | **RC-959** |

# RC-955 Receiver



- Red LED display (suitable for indoor lighting conditions)
- Rotating display (in 180° increments)
- Displays 0-99 numeric signal strength
- Four sensitivity levels
- CertainCircuit™ detection
- Peak reading bar graph
- Audible indication (variable pitch/tone)
- Displays battery life remaining
- Supplied with 3 AA batteries

| Description | Part No. |
|---|---|
| Receiver | **RC-955** |

# TR-955 Transmitter



- Rated for use on circuits from 0 to 600V AC/DC
- Works on de-energized circuits
- Can be used on GFCI protected circuits
- Indicates presence of AC/DC voltage
- Low battery indicator
- Supplied with 4 AA batteries

| Description | Part No. |
|---|---|
| Transmitter | **TR-955** |

# Inductive Clamp & Battery Pack



- Induces a signal in a conductor
- 1 in. jaw opening/6 ft. cord
- Works on de-energized circuits and energized circuits up to 5A, also low voltage wiring and metal conduit
- Powered solely by a separate battery pack (supplied with 8 C-cell batteries)
- Battery pack has magnetic strap for hanging in panels

| Description | Part No. |
|---|---|
| Inductive Clamp | **IC-958** |
| Battery Pack | **BP-958** |

Included in 61-659 kit only.

# Accessories

**TL-956 Lead Adapter Kit**






**CR-959**

| Replacement Parts | Part No. |
|---|---|
| Cradle for Receiver (threaded for use on standard extension pole) | **CR-959** |
| Fuse (for TR-955 Transmitter) - Contact Technical Services for information/availability | **F-956** |
| Lead/Adapter Kit (contains items 1 through 6 below) | **TL-956** |
| 1. 3 ft. Lead Adapters for Transmitter (set of 2) | — |
| 2. 25 ft. Lead Adapter for Transmitter | — |
| 3. Alligator Clips for Lead Adapters (set of 2) | — |
| 4. Blade Prongs for Lead Adapters (set of 2) | — |
| 5. Prong for Lead Adapters | — |
| 6. Outlet Plug Adapter for Transmitter | — |

# TightSight™ Clamp Meters

**Problem:** Have you ever had to measure the circuit current in a confined, dimly lit and hard to reach location?

**Solution:** **IDEAL TightSight™ Clamp Meter!** This meter allows the user to safely and easily view current measurements with the exclusive second TightSight® display.





## Safety

- Patented TightSight™ display lets you easily view readings while keeping your head at a safe distance from the panel – no more need to twist the meter or risk pulling on an energized conductor
- Easy-to-read backlit display with large numbers and icons so you can always see the correct reading
- Selectable audible and visual alerts when potentially hazardous voltages are detected at the probe terminals
- Electronic overload protection on all ranges
- Supplied with test leads complying with UL 61010-031

## Productivity

- Read instantaneous values while clamped instead of holding the reading, unclamping, moving and then viewing
- Hook tip for easier wire separation and tapered jaws for reaching into tight spaces
- Help troubleshoot with min and max value readings over a period, i.e. nuisance tripping and power supply fluctuations
- True RMS provides accurate readings of non-sinusoidal voltages and currents
- Broad current range from 0 to 1000 amps (61-770 series) covers multiple applications
- Large jaw diameter for cables up to 2" (51mm) in diameter (770 series only)

## Value

- Includes carrying case and test leads with alligator clips
- Full AC/DC capabilities: the Tightsight™ is equally adaptable for both AC and DC current measurement requirements – such as solar, public transportation, and battery backup applications (Models 61-765 & 61-775)
- Calibration services available
- 2-year warranty




VISIT CLAMP-METER.COM FOR MORE INFORMATION.

c UL us

CAT IV 600V

CAT III 1000V

# TightSight™ 1000A Clamp Meters

- TightSight™ second display
- Tapered jaws with hook tip
- True RMS current and voltage
- AC/DC Voltage
- Audible continuity
- High frequency rejection*
- Peak hold
- Max/min hold
- Data hold
- Selectable audible and visual alerts when potentially hazardous voltages are detected at the probe terminals
- Selectable auto power off
- Backlit display
- Low battery indicator



** Reads accurately on noisy electrical circuits.*

| Description | Part No. |
|---|---|
| 1000A AC Clamp Meter | **61-773** |
| 1000A AC/DC Clamp Meter | **61-775** |

Includes: Carrying Case and Test Leads w/Alligator Clip.

# TightSight™ 660A Clamp Meters

- TightSight™ bottom display
- Tapered jaws with hook tip
- True RMS current and voltage
- AC/DC Voltage
- Audible continuity
- High frequency rejection*
- Peak hold
- Max/min hold
- Data hold
- Selectable audible and visual alerts when potentially hazardous voltages are detected at the probe terminals
- Selectable auto power off
- Backlit display
- Low battery indicator



** Reads accurately on noisy electrical circuits.*

| Description | Part No. |
|---|---|
| 660A AC Clamp Meter | **61-763** |
| 660A AC/DC Clamp Meter | **61-765** |

Includes: Carrying Case and Test Leads w/Alligator Clip.

| Specifications | Range & Resolution | | | | Accuracy |
|---|---|---|---|---|---|
| | 61-773 | 61-775 | 61-763 | 61-765 | |
| AC Current | 0.0-999.9A | | 0.0-660.0A | | 2.0% |
| DC Current | — | 0.0-999.9A | — | 0.0-660.0A | 2.0% |
| AC Voltage | 0.0-750.0V | | | | 1.0% |
| DC Voltage | 0.0-999.9V | | | | 1.0% |
| Resistance | 0.0-999.9Ω | | | | 1.5% |
| Capacitance | 0.0-999.9µF | | | | 5.0% |
| Continuity | 0.0-999.9Ω | | | | Audible @ <30Ω |
| Frequency (clamp head or test leads) | 20.0-400.0Hz | | | | 0.5% |
| Jaw Size | 2" (51mm) | | 1.42" (36mm) | | — |

| Accessories | Part No. |
|---|---|
| Test Leads w/Large Alligator Clips | **TL-770** |
| Nylon Carrying Case (for 61-763 & 61-765) | **C-760** |
| Nylon Carrying Case (for 61-773 & 61-775) | **C-770** |

c UL us CAT IV 600V CAT III 1000V

# Clamp-Pro™ Clamp Meters 600 Amp (740 Series)



- Measures up to 600A AC
- Non-contact voltage indicator (70V-600VAC)
- Audible continuity
- Tapered jaws with hook tip
- Auto/manual ranging
- Data hold
- Auto power off
- Low battery indicator

| Description | Part No. |
|---|---|
| 600A AC Clamp Meter | **61-744** |
| 600A AC Clamp Meter w/TRMS | **61-746** |

Includes: Carrying Case and Test Leads.

| Specifications | Range & Resolution | Accuracy |
|---|---|---|
| AC Current | 40.00/400.0/600A | 1.7% |
| AC Voltage | 400.0/600 V | 1.2% |
| DC Voltage | 400.0/600 V | 0.5% |
| Resistance | 400.0/4.000k/ 40.00k 400.0k/4.000M/40.00M Ω | 1.0% |

Jaw opening is 1.25" (32mm).

# 4-in-1 Test Tool



- 200AAC current capability
- Non-contact voltage (40-600VAC)
- Visual, audible and tactile (shaker) indication of high AC/DC voltage at terminals
- Clean voltage indicator
- Max hold
- Audible continuity
- Low battery indication
- Integral lead storage
- Auto power off
- Ergonomic hourglass shape
- Compact clamp head

| Description | Part No. |
|---|---|
| 4-in-1 Test Tool w/TRMS, Backlight | **61-704** |

Includes: Carrying Case and Silicone Test Leads.

| Specifications | Range & Resolution | Accuracy |
|---|---|---|
| AC Voltage | 2000m/200.0/750 V | 1.2% |
| DC Voltage | 2000m/200.0/1000 V | 0.5% |
| AC Current | 200A | 3.0% |
| Resistance | 200.0/200.0k Ω | 1.0% |
| Capacitance | 200.0µ F | 3.0% |

Jaw opening is 1.3" (33mm).

# Clamp Meter Selection Guide

| CLAMP METER SELECTION GUIDE | 700 | 740 Series | | 760 Series | | 770 Series | |
|---|---|---|---|---|---|---|---|
| | 61-704 | 61-744 | 61-746 | 61-763 | 61-765 | 61-773 | 61-775 |
| **MEASUREMENT FUNCTIONS** | | | | | | | |
| AC Voltage | • | • | • | • | • | • | • |
| DC Voltage | • | • | • | • | • | • | • |
| AC Current | • | • | • | • | • | • | • |
| DC Current | | | | | • | | • |
| Resistance | • | • | • | • | • | • | • |
| Audible Continuity | • | • | • | • | • | • | • |
| Diode Test | • | | | | | | |
| Capacitance | • | | | • | • | • | • |
| Frequency | | | | • | • | • | • |
| **FEATURES** | | | | | | | |
| Display Type (Digital) | D | D | D | D | D | D | D |
| AC Current Capacity - Amps | 200 | 600 | 600 | 660 | 660 | 1000 | 1000 |
| DC Current Capacity - Amps | | | | | 660 | | 1000 |
| True RMS | • | | • | • | • | • | • |
| Auto Ranging | • | | | | | | |
| Auto/Manual Ranging | | • | • | • | • | • | • |
| Data Hold | | • | • | • | • | • | • |
| Max Hold | • | | | | | | |
| Peak Hold | | | | • | • | • | • |
| Min/Max | | | | • | • | • | • |
| DCA Zero | | | | | • | | • |
| Auto Power Off | • | • | • | • | • | • | • |
| Non-Contact Voltage Indication | • | • | • | | | | |
| Harmonics Indicator | • | | | | | | |
| Vibration Mode | • | | | | | | |
| Backlight | • | | | • | • | • | • |
| Low Battery Indication | • | • | • | • | • | • | • |
| High Voltage Warning | • | | | • | • | • | • |
| Overload Protection on all Ranges | • | • | • | • | • | • | • |
| Conductor Size – Inches (mm) | 1.3" (33) | 1.5" (38) | 1.5" (38) | 1.4" (36) | 1.4" (36) | 2.0" (51) | 2.0" (51) |
| Warranty (years) | 2 | 2 | 2 | 2 | 2 | 2 | 2 |
| **CERTIFICATIONS** | | | | | | | |
| UL 61010 Listed | • | • | • | • | • | • | • |
| Category Safety Rating | III | III | III | IV | IV | IV | IV |

# Branch Circuit Analysis and Testing

Proper wiring is crucial to ensure safety and performance of Branch circuits. From a safety perspective, shock hazards and fires are mainly due to poor installation or failure of protective devices, such as GFCIs. From a performance perspective, electrical equipment and high-tech devices are found everywhere in residential and commercial buildings. They require reliable power to operate and function properly and to ensure their longevity.

IDEAL has a long history of providing the professional electrician with the tools and knowledge required to safely and efficiently verify and analyze Branch Circuits. So, whether you are; conducting routine measurements, testing installed devices or the integrity of a Branch Circuit, locating a breaker, or tracing wires, IDEAL has the tools for the job.

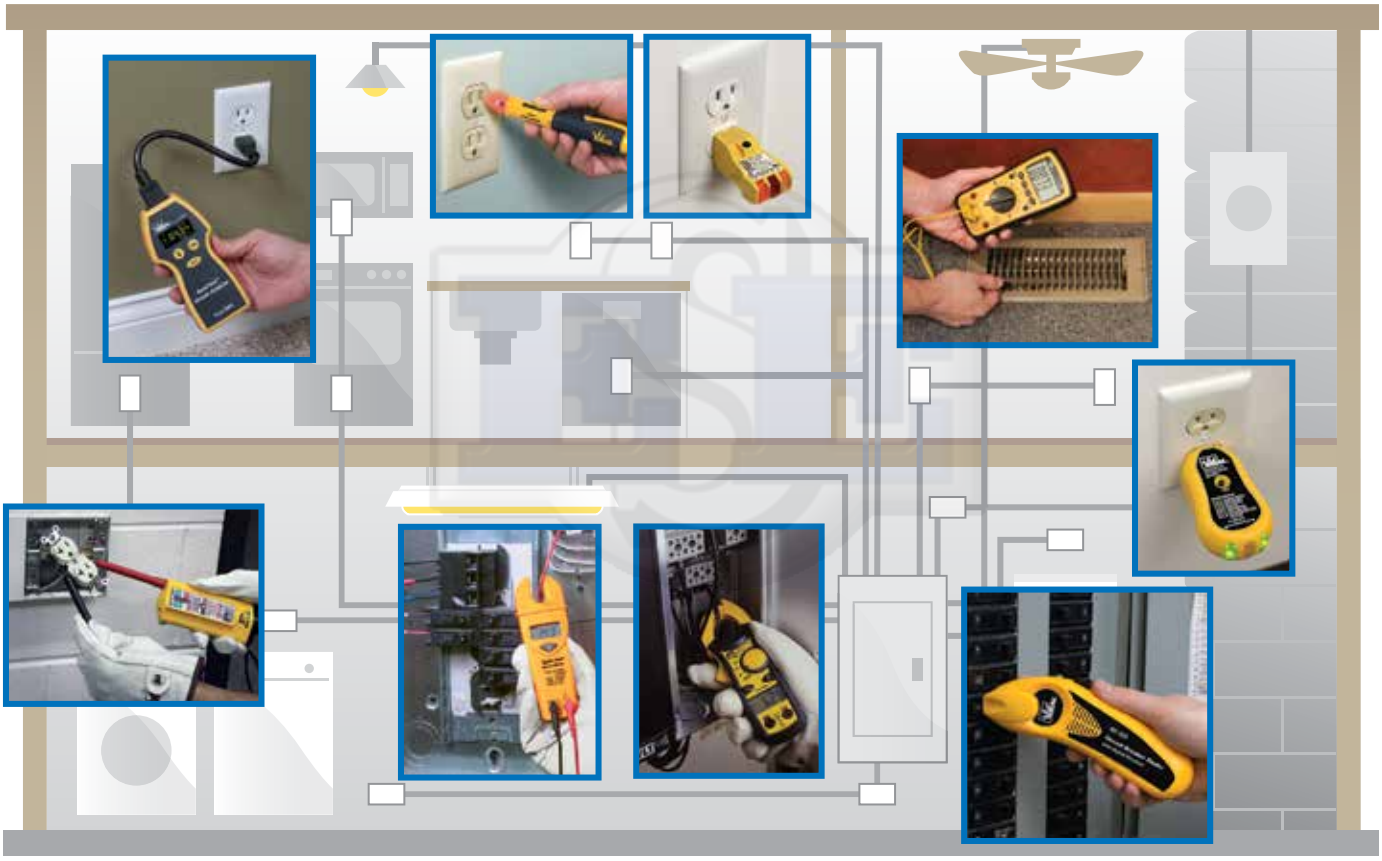











# SureTest® Circuit Analyzer




Have wiring issues ever required you to remove multiple outlet covers and pull outlets out of their boxes to look for a problem? Have you ever suspected that wiring integrity is the issue but your meter shows 120 volts and your receptacle tester indicates wiring is correct?

The SureTest® Circuit Analyzer from IDEAL is a comprehensive branch circuit analyzer that allows you to "look behind the walls" to find wiring problems, saving you time and money while letting you get the job done with safety and confidence.

SureTest Circuit Analyzer finds many of the toughest problems:

**Bootleg Grounds** have been fooling inspectors for years when checking circuits for integrity. Receptacle (Plug) testers test for voltage and can't identify this improper wiring condition. Bootleg grounds set up the potential for dangerous undetected fault conditions.



**Traditional receptacle test indicates circuit is good.**

**Solution:** The SureTest® by IDEAL can't be fooled, its advanced processing software gives it the capability to quickly identify bootleg grounds within 15 ft. of the outlet being tested.




**IDEAL SureTest™ clearly identifies a fault with the ground.**

**Improper Installations** can result in electrical fire hazards, personal shock hazards. and premature equipment failure.



**Improper solid wire connection.**



**Improper stranded wire connection.**



**Improperly torqued circuit breaker lugs.**

**Solution:** The SureTest® measures and displays individual Line Impedance giving the electrician/inspector valuable insight as to whether a particular conductor is the problem due perhaps to faulty splicing, overly long conductor runs, or undersized wire gauge.




**Excessive voltage drop** in a circuit can cause lights to flicker or burn dimly, heaters to heat poorly, and motors to run hotter than normal and burn out. It also causes overheating of components, often resulting in expensive damage or fire.

**Solution:** SureTest® measures the line voltage under simulated load conditions. Results are displayed for 12A, 15A, and 20A loads.




- Measures voltage drop under load*
- Hot, neutral, and ground conductor impedances
- Estimates Load on Line (ELL) up to 15A
- Tests GFCIs and EPDs for proper operation
- Super-bright OLED display
- True RMS
- Identifies proper wiring in 3-wire receptacles
- Identifies false (bootleg) grounds
- Tests without disturbing sensitive loads
- Verifies isolated grounds (with 61-176 adapter)
- 2-year warranty

**12A, 15A, 20A load tests*

| Description | Part No. |
|---|---|
| SureTest® Circuit Analyzer | **61-164** |

Includes: Carrying Case and Test Leads.

| Specifications | Range & Resolution | Accuracy |
|---|---|---|
| AC Voltage | 85.0 - 265.0 VAC | 1.0% |
| Frequency | 45.0 - 65.0 Hz | 1.0% |
| Impedance | 0.00 - 3.00 Ω | 5.0% |
| Ground-Neutral Voltage | 0.0 - 24.0 VAC | 2.0% |
| % Voltage Drop 12A, 15A, 20A load tests | 0.1% - 50.0% | 5.0% |
| GFCI Test Current/Time | 6.0 - 9.0 mA 0.0 - 6500 mS | 2.0% |

| Accessories | Part No. |
|---|---|
| Ground Continuity Adapter | **61-175** |
| Isolated Ground Adapter | **61-176** |
| Alligator Clip Adapter | **61-183** |
| 1' Extension Cord | **61-182** |
| Nylon Carrying Case | **61-179** |



# Circuit Breaker Finder w/GFCI Receptacle Testing and Non-Contact Voltage Sensing

Locating breakers is often a two person job, one turning off breakers, the other waiting to see when a specific circuit is de-energized. It is frequently done by trial and error, or even by dangerously grounding a wire to the box to trip a breaker.

When locating breakers becomes needlessly time consuming and short cuts are taken, nobody wins. It was with this challenge in mind that IDEAL developed the Digital Circuit Breaker Finder.

The patented 61-534 Digital Circuit Breaker Finder from IDEAL makes locating breakers in AC circuits quick and easy. No need to interrupt the supply - simply plug the transmitter into an outlet, then two quick passes of the receiver over the breakers will reveal the associated breaker with clear audible and visual indicators. The 61-534 Digital Circuit Breaker Finder enables safer and more reliable working by taking the guesswork out of circuit identification.

The IDEAL 61-534 Circuit Breaker Finder provides three testers in one device. The receiver identifies breakers by detecting a signal applied to the branch circuit by the transmitter, and additionally incorporates a non-contact voltage sensing function. The transmitter also works as a GFCI receptacle tester, allowing you to verify AC is present in an outlet and to detect nearly all common improper wiring conditions. So you get the functionality of a circuit breaker finder, a non-contact voltage tester, and a GFCI receptacle tester in one versatile tool.

## Features & Specifications

### Transmitter

- Triple function - acts as a Signal Transmitter, Polarity Indicator and GFCI Receptacle Tester
- Tests for correct wiring, open ground, reverse polarity, open hot, open neutral, hot on neutral, hot and ground reversed with open hot in 3 wire, AC circuits
- 3-pin plug format allows direct connection to standard NEMA 5 15R receptacles
- Power Supply: Line powered (115-250VAC)
- Supply Frequency: 47-63Hz
- Weight: 50g approx.
- Pulse Amplitude: 18A approx. @ 120V
- Pulse Rate: 4mS every 17ms (@ 60Hz)
- Power Consumption: 200mW max. @ 120VAC

### Receiver

- Dual function - acts as a Non-Contact Voltage Tester and Breaker Finder
- Ergonomic Bent Tip Design w/ flat surface to support correct receiver orientation when scanning the panel
- Visual and audible indicators
- Low battery detect
- Auto Power off (after 10 mins of no activity)
- Power Supply: 9V Alkaline Battery
- Weight: 85g (without battery)

### System

- Warranty: 2-years (limited)
- Certification: UL 1436
- Use Environment: Cat II 300V
- Operating Temperature: 32 to 122°F (0 to 50°C)

| Description | Part No. |
|---|---|
| Circuit Breaker Finder w/Digital Receiver & GFCI Circuit Tester | **61-534** |

# Split-Jaw™ Smart Meter

- Measures
  - 0.9-200AAC
  - 1.3-750VAC
  - 2.1-1000VDC
  - 0.0-9999Ω
- Audible continuity
- Data hold
- Integral lead storage
- Replaceable test leads
- Auto power off
- Low battery indication
- Test leads UL 61010-031 compliant
- 2-year warranty




| Description | Part No. |
|---|---|
| Split-Jaw™ Smart Meter | **61-096** |

Includes: Test Leads.

| Specifications | Range & Resolution | Accuracy |
|---|---|---|
| AC Voltage | 1.3 - 750 V | 1.5% |
| DC Voltage | 1.8 - 1000 V<br>0.6 - 1000 V | 1.0% |
| AC Current | 0.6 - 200.0A | 3.0% |
| Resistance | 0 - 2000 Ω | 1.0% |

*Note: Jaw opening is 0.6 in. (16mm) - up to 1/0 copper cable.

# 486 Commercial-Grade Multimeter

- Voltage
- Current
- Resistance
- Audible continuity
- Capacitance
- Frequency
- Temperature
- Data hold
- Min/max/relative modes
- Backlight
- True RMS
- Auto AC/DC voltage detect w/ low impedance (Auto - VLoZ)
- Analog bar graph
- Non-contact voltage detection
- Peak hold
- Low battery indication
- Auto power off
- Limited 2-year warranty



| Description | Part No. |
|---|---|
| Digital Multimeter w/peak hold, temperature, includes thermocouple | **61-486** |

Includes: Test Leads & Carrying Case.

| Specifications | Range & Resolution | Accuracy |
|---|---|---|
| AC Voltage | 6.000/60.00/600.0/1000.0 V | 0.80% |
| AC mV | 600.0 mV | 1.2% |
| DC Voltage | 6.000/60.00/600.0/1000.0 V | 0.08% |
| DC mV | 60.00/600.0 mV | |
| AC Current | 60.00m/600.0m/6.000/10.00A | 1.2% |
| DC Current | 60.00m/600.0m/6.000/10.00A | 0.80% |
| Resistance | 600.0/6.000k/60.00k/600.0k/ 6.000M/40.00M Ω | 0.80% |
| Capacitance | 1nF to 10mF | 0.1% |
| Frequency | 99.9 to 100.0k Hz | 0.1% |
| Temperature | -40°F to 752°F (-40°C to 400°C) | 1.0% |

# 340 Series Test-Pro® Multimeters

- Voltage
- Current
- Resistance
- Audible continuity
- Capacitance
- Frequency
- Temperature
- Data hold
- Min/max/relative modes
- Backlight
- Low battery indication
- Auto power off
- Limited 2-year warranty



61-342

| Description | Part No. |
|---|---|
| Test-Pro® Multimeter w/TRMS | **61-342** |
| Test-Pro® Multimeter | **61-340** |

Includes: Test Leads and Thermocouple.

| Specifications | Range & Resolution | Accuracy |
|---|---|---|
| AC Voltage | 4.000/40.00/400.0/600 V | 1.5% |
| DC Voltage | 400.0m/4.000/40.00/400.0/600 V | 0.5% |
| Current | 400.0µ/4000µ/40.00m/400.0m/4.000/10.00A AC/DC | 1.5% |
| Resistance | 400.0/4.000k/40.00k/400.0k/4.000M/40.00M Ω | 1.0% |
| Capacitance | 40.00n/400.0n/4.000µ/ 40.00µ/400.0µ F | 3.0% |
| Frequency | 10.000/100.00/1.000k/10.00k/100.0k/1.000M/4.000M Hz | 0.3% |
| Temperature | -4° F to 1382° F (-20° C to 750° C) | 3.0% |

| Accessories | For Use with | Part No. |
|---|---|---|
| Nylon Carrying Case | 61-340, 61-342 | **C-290** |
| Test Leads w/Alligator Clips, Standard | 61-340, 61-342, 61-486 | **TL-495** |
| Test Leads w/Larger Alligator Clip | 61-340, 61-342, 61-486 | **TL-770** |
| Test Leads with Alligator Clips, Premium | 61-340, 61-342, 61-486 | **TL-795** |
| Beaded K-type Thermocouple* | 61-340, 61-342, 61-486 | **61-461** |
| Thermocouple Adapter* | 61-340, 61-342, 61-486 | **61-465** |
| Replacement Thermocouple | 61-486 | **TC-486** |

*Note: K-type thermocouple plugs into digital multimeter voltage jacks with 61-465 voltage.

# Solenoid Voltage Testers




- Extremely rugged and reliable
- Vibrates when AC voltage is present
- Indicates AC/DC voltage level
- Replaceable leads with shielded probe tips (UL 61010-031 compliant)
- Bright, long-life LED's and neon indicator lamp
- Dual voltage indication for backup safety
- 2-year warranty

| Description | Part No. |
|---|---|
| Vol-Con® Voltage/Continuity Tester, 5-600V AC/DC | 61-076 |
| Vol-Test® Voltage Tester, 100-600V AC/DC | 61-065 |
| Nylon Carrying Case | C-90 |
| Standard Test Leads (for use with 61-076 & 61-065) | 61-070 |
| Resistor Fused Leads (for use with 61-076 & 61-065) | 61-072 |

Includes: Standard Test Leads.

# E-Z Check® Circuit Tester







- Tests for correct wiring, open ground, reverse polarity, open hot, open neutral, hot on neutral, hot and ground reversed with open hot in 3-wire, 120VAC circuits
- Simulates ground fault for testing GFCIs (61-051 only)
- No-slip ergonomic design maximizes comfort
- Premium neon lamps prevent false readings
- Tough, impact-resistant case
- 2-year warranty

| Description | Part No. |
|---|---|
| E-Z Check® Plus GFCI Circuit Tester | 61-051 |
| E-Z Check® Circuit Tester | 61-035 |

# Receptacle Tester



- Tests for correct wiring in 3-wire receptacles
- For use on 120VAC circuits
- 1-year warranty

| Description | Part No. |
|---|---|
| GFCI Receptacle Tester | 61-501 |

# Vol-Con® Elite Digital Voltage Tester



- Tests for AC Voltage from 24-600VAC and DC Voltage from 6-220VDC
- Visual and audible warning
- Audible continuity
- Non-contact voltage indication (40-600VAC)
- Low impedance to eliminate ghost voltages
- Low battery indicator
- Replaceable silicone test leads (UL 61010-031 compliant)
- Integral lead storage
- 2-year warranty

| Description | Part No. |
|---|---|
| Vol-Con® Elite Digital Voltage Tester w/vibration mode | 61-092 |
| Nylon Carrying Case | C-90 |
| Silicone Test Leads | TL-102 |

Includes: Silicone Test Leads.

# VoltAware™ Non-Contact Voltage Tester



- Indicates presence of voltage from 40-1000VAC
- Visual indication of voltage; green LED shows unit is active, flashing red indicates live voltage
- Selectable audible indication of voltage
- Sleek, compact design
- Auto shut-off to conserve battery life after ten minutes
- Low battery detector and easy battery (2 AAA included) replacement
- 2-year warranty

| Description | Part No. |
|---|---|
| VoltAware™ Non-Contact Voltage Tester | 61-025 |

# VoltSensor™ Non-Contact Voltage Tester



- Tests for voltage from 40-600VAC
- Audible and visual indication
- 1-year warranty

| Description | Part No. |
|---|---|
| Volt-Sensor™ Non-Contact Voltage Tester | 61-063 |

# Ground Resistance Meters

- Auto ranging
- Auto power off
- Hard case included
- 2-year warranty



61-796

CAT III 300V

61-920

CAT IV 300V

| Description | Part No. |
|---|---|
| Ground Resistance Clamp Meter | 61-920 |
| 3-Pole Ground Resistance Tester (includes TL-796 lead set kit) | 61-796 |
| Earth Resistance Lead Set Kit (not shown) | TL-796 |

| Specifications | Range & Resolution | Accuracy | Range & Resolution | Accuracy |
|---|---|---|---|---|
| | 61-920 | | 61-796 | |
| Ground Resistance | 0/120/1200 Ω | 1.5% | 20.00/200.0/ 2000 Ω | 2.0% |
| Ground Leakage Current | 100m/1000m/ 15/30 A | 2.0% | — | — |

# 3-Phase Sequence Tester

- For use from 120 to 600VAC
- Color-coded insulators
- Shock resistant housing
- Easy to read
- 2-year warranty



| Description | Part No. |
|---|---|
| 3-Phase Sequence Tester | 61-520 |

Includes Carrying Case.

# 3-Phase/Motor Rotation Tester

- Identifies three-phase sequence
- Indicates motor rotation
- Checks for open phases
- For use up to 600VAC
- 2-year warranty



CAT III 300V

| Description | Part No. |
|---|---|
| 3-Phase/Motor Rotation Tester | 61-521 |
| Test Lead Set | TL-521 |

Includes Carrying Case.

# Insulation Testers

- Checks new installations for damaged insulation
- Checks existing installations and motor windings for breakdowns in insulation
- 2-year warranty



61-797

61-795

c UL us

CAT IV 600V

| Description | Part No. |
|---|---|
| Insulation Meter w/PI, DAR, Remote Probe - Includes Test Lead and Carrying Case | 61-797 |
| Remote Probe Test Leads (61-797) | TL-797RP |
| Insulation Tester - Includes Test Leads and Carrying Case | 61-795 |
| Test Leads w/Alligator Clips, Premium (for 61-795 & 61-797) | TL-795 |
| Test Leads w/Alligator Clips, Standard (for 61-795 & 61-797) | TL-495 |

| Specifications | Range & Resolution | |
|---|---|---|
| | 61-797 | 61-795 |
| Test Voltage | 50/100/250/500/1000 VDC | 250/500/1000 VDC |
| Voltage AC/DC | 0.1-600.0 V | 0.1-600.0 V |
| Continuity | — | 0.01-20.0 Ω |
| Resistance | — | 0-200.0Ω |
| Insulation Resistance | Up to 20G Ω | Up to 4000M Ω |
| Earth-Bond Resistance | 0.01 Ω to 40.00k Ω | 0.01 Ω to 19.99 Ω |

# Digital Light Meter

- Responds to all visible light sources
- Measures in four ranges up to 20,000 Foot Candles or 200,000 Lux
- +/- 3% basic accuracy
- Data hold mode
- Max reading mode
- Auto zero adjustment
- Low battery indication
- Auto power off
- Remote sensor with 59 in. (1.5m) cable
- 2-year warranty



CE

| Description | Part No. |
|---|---|
| Digital Light Meter | 61-686 |

Includes Carrying Case.

# Accessories & Replacement Parts

## Ground Continuity Adapter



- Verifies cabinet or equipment chassis has been properly bonded to system ground

| Description | Part No. |
|---|---|
| Ground Continuity Adapter for 61-164 Circuit Analyzer | 61-175 |

## Isolated Ground Adapter



- Verifies receptacle is isolated from system ground and bonded to other devices on the branch circuit

| Description | Part No. |
|---|---|
| Isolated Ground Adapter for 61-164 Circuit Analyzer | 61-176 |

## Extension Cord



| Description | Part No. |
|---|---|
| 1' Extension Cord for 61-164 Circuit Analyzer | 61-182 |

## Alligator Clip Adapter



- Allows SureTest® Circuit Analyzer to analyze non-outlet based circuit for branch circuit safety and performance

| Description | Part No. |
|---|---|
| Alligator Clip Adapter for 61-164 Circuit Analyzer | 61-183 |

## Magnetic Strap



- Frees up hands to help work safely
- Fits 480/340 Series Multimeters

| Description | Part No. |
|---|---|
| Magnetic Strap | 61-565 |

## Thermocouple



61-461



61-465

- Measures up to 275°F
- K-type thermocouple plugs into digital multimeter voltage jacks with 61-465 adapter

| Description | Part No. |
|---|---|
| Beaded K-type Thermocouple | 61-461 |
| Thermocouple Adapter | 61-465 |
| Replacement Thermocouple for 61-486 Digital Multimeter | TC-486 |

## Test Leads



| Description | Category Rating | Part No. |
|---|---|---|
| Test Leads | | TL-95 |
| Silicone Test Leads | CATIII 1000V<br>CATIV 600V | TL-102 |
| Test Leads w/alligator clips (standard) | | TL-495 |
| Test Lead Set | | TL-521 |
| Premium Test Leads w/alligator clips | CATIII 1000V<br>CATIV 600V | TL-770 |
| Test Leads w/alligator clips (premium) | | TL-795 |
| Earth Resistance Lead Set | | TL-796 |
| Remote Probe Test Lead | | TL-797RP |
| Test Lead Set | | TL-956 |
| Standard Test Leads (for use with 61-076 & 61-075) | | 61-070 |
| Resistor Fused Test Leads (for use with 61-076 & 61-075) | | 61-072 |

# Carrying Case Selection Guide


61-179


C-90


C-290


C-700

| Selection Guide | VOLTAGE TESTERS | | | | 160 | 340 | | 480 | 700 | 740 | | 760 | | 770 | |
|---|---|---|---|---|---|---|---|---|---|---|---|---|---|---|---|
| | 61-065 | 61-076 | 61-092 | 61-096 | 61-164 | 61-340 | 61-342 | 61-486 | 61-704 | 61-744 | 61-746 | 61-763 | 61-765 | 61-773 | 61-775 |
| 61-179 Nylon Carrying Case | | | | | • | | | | | | | | | | |
| C-90 Nylon Carrying Case | • | • | • | • | | | | | | • | • | | | | |
| C-290 Nylon Carrying Case | | | | | | • | • | • | | | | | | | |
| C-700 Nylon Carrying Case | | | | | | | | | • | | | | | | |
| C-760 Nylon Carrying Case | | | | | | | | | | | | • | • | | |
| C-770 Nylon Carrying Case | | | | | | | | | | | | | | • | • |

# Replacement Parts Selection Guide

| Selection Guide | | | 060 | 070 | 090 | | 340 | | 480 | 500 | 700 | 740 | | 760 | | 770 | | 790 | | | 900 | | |
|---|---|---|---|---|---|---|---|---|---|---|---|---|---|---|---|---|---|---|---|---|---|---|---|
| | | | 61-065 | 61-076 | 61-092 | 61-096 | 61-340 | 61-342 | 61-486 | 61-521 | 61-704 | 61-744 | 61-746 | 61-763 | 61-765 | 61-773 | 61-775 | 61-795 | 61-796 | 61-797 | 61-955 | 61-957 | 61-959 |
| **FUSES** | | | | | | | | | | | | | | | | | | | | | | | |
| F-105 | 1A (600V) | 10.3 x 35mm | | | | | | | | | | | | | | | | • | | | | | |
| F-340 | 0.5A (500V) | 6.35 x 32mm | | | | | • | • | | | | | | | | | | | | | | | |
| F-341 | 10A (1000V) | 10 x 38mm | | | | | • | • | | | | | | | | | | | | | | | |
| F-497 | 440mA (1000V) | 10 x 35mm | | | | | | | • | | | | | | | | | | | | | | |
| F-498 | 11A (1000V) | 10 x 38mm | | | | | | | • | | | | | | | | | | | | | | |
| F-797 | 315mA (1000V) | 5 x 32mm | | | | | | | | | | | | | | | | | | • | | | |
| **BATTERIES** | | | | | | | | | | | | | | | | | | | | | | | |
| — | 1.5V (AAA) | | | | | | | | | | | • | • | | | | | • | | • | | | |
| — | 9V | | | | | • | • | • | • | | • | | | • | • | • | • | | | | | | |
| **TEST LEADS** | | | | | | | | | | | | | | | | | | | | | | | |
| TL-796 | Earth Resistance Lead Set | | | | | | | | | | | | | | | | | | • | | | | |
| TL-797RP | Remote Probe Test Lead | | | | | | | | | | | | | | | | | | | • | | | |
| 61-072 | Resistor Fused Test Leads | | • | • | | | | | | | | | | | | | | | | | | | |
| TL-102 | Silicone Test Leads | | | | • | | | | | | • | | | | | | | | | | | | |
| 61-070 | Standard Test Leads | | • | • | | | | | | | | | | | | | | | | | | | |
| TL-770 | Test Leads w/larger Alligator Clips | | | | | | • | • | • | | | • | • | • | • | • | • | | | | | | |
| TL-95 | Test Leads | | | | | • | | | | | | | | | | | | | | | | | |
| TL-495 | Test Leads w/Alligator Clips (Standard) | | | | | | • | • | • | | | | | | | | | • | | • | | | |
| TL-521 | Test Lead Set | | | | | | | | | • | | | | | | | | | | | | | |
| TL-795 | Test Leads w/Alligator Clips (Premium) | | | | | | • | • | • | | | | | | | | | • | | • | | | |
| TL-956 | Test Lead Set | | | | | | | | | | | | | | | | | | | | • | • | • |

# Safety in the Field

**IEC (International Electrotechnical Commission) Category Ratings**

**Category I –** The signal level for telecommunications, electronic and other low-energy equipment with transient limiting protection. Peak impulse transient range is 600-4,000 volts with 30 ohm source.

**Category II –** The local level for fixed and non-fixed powered devices including appliances, lighting and portable equipment. Outlets located more than 30 feet from CAT III sources and 60 feet from CAT IV sources. Peak impulse transient range is from 600-6,000 volts with a 12 ohm source.

**Category III –** The distribution level for fixed primary feeders or branch circuits. Circuits that are separated from CAT IV sources by at least one level of transformer isolation. Peak impulse transient range is 600-8,000 volts with a 2 ohm source.

**Category IV –** The primary supply level for the highest levels of transient over voltage. Includes the utility service both outside and at the service entrance, service drop from the pole to the building, overhead line to remote buildings, and underground line to a well pump. Peak impulse transient range is 600-12,000 volts with less than a 1 ohm source.

Visit www.idealind.com for more technical product details, application support, white papers, videos and software.

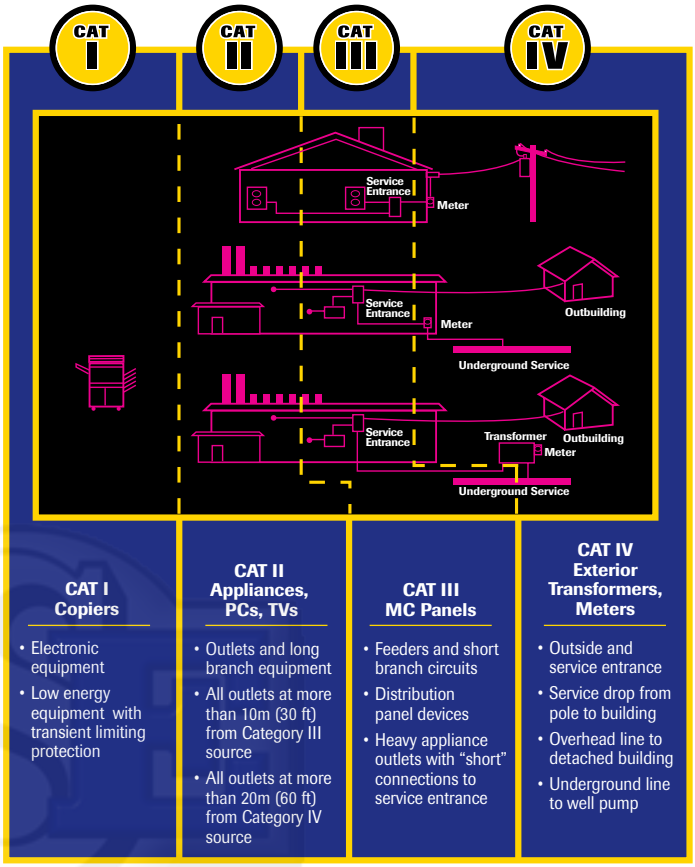

# DataComm



**Testers**

SignalTEK® II Transmission Testers ..... E-3
SecuriTEST® PRO CCTV/Security Tester ..... E-3
VDV II Cable Verifiers ..... E-3
TraceTone® Tone Generator & Amplifier Probe Tester ..... E-4
LinkMaster™ Tester ..... E-4

**Compression Tools/Connectors**

OmniSeal™ Pro XL Compression Tool ..... E-5
LinearX® Pro Compression Tool ..... E-5
Compression Connectors ..... E-6

**Tools**

Crimpmaster™ Crimp Tool ..... E-7
Punchdown Tool ..... E-9
Telephone Tools ..... E-9
Modular Plugs ..... E-10
Strippers ..... E-11
Cutters/Scissors ..... E-12
Splitters ..... E-13
Kits ..... E-13
Fiber Optic ..... E-16






# Enhance existing technologies and provide a foundation for tomorrow

**IDEAL DataComm provides installation and testing solutions for twisted pair, coax and fiber based applications. Designed for the professional, IDEAL tools, testers and connectivity products offer an integrated approach to cut, strip, terminate and test a wide variety of low-voltage applications. Combined with our technical expertise, product training and customer support, this integrated approach ensures that your total cost of ownership is minimized.**











# SignalTEK® II Ethernet Data Transmission Testers



- If you install or maintain data cabling, SignalTEK® CT & SignalTEK® NT allow you to generate PDF test reports that prove installed links run at Gigabit Ethernet transmission rates.
- For installers, this means having a cost-effective way to demonstrate that the cabling was installed correctly and is capable of supporting Ethernet applications. By proving real world performance, SignalTEK® CT confirms a professional job - reducing the risk of call backs.
- SignalTEK® NT tests cable as well as active Ethernet networks by transmitting simulated web, VoIP, IP video and IP CCTV data through the LAN, stress-testing both the network equipment and the cable. SignalTEK® NT will also test fiber optic cable and connect to live fiber optic LANs with optional SFP (small form-factor pluggable) modules.
- SignalTEK® gives network installers and owners the assurance that installed cabling will support bandwidth hungry services like VoIP, IP CCTV and video streaming at full gigabit speeds without dropping data packets as required by the IEEE 802.3ab Ethernet standard.

| Description | Part No. |
|---|---|
| SignalTEK® CT Transmission Tester | R156004 |
| SignalTEK® NT Transmission Tester | R156003 |

# VDV II Voice, Data and Video Cable Verifier



The new VDV II Series are easy to use cable testers that check the integrity of copper cables commonly found in domestic, commercial or industrial voice, data or video installations, including telephone wiring, data network and video/security cabling.

- **Accurate** – Advanced TDR (Time Domain Reflectometry) measures cable length and provides distance to fault information (Pro model)
- **Fast** – Identifies wiring errors instantly and displays the results all on one screen (all models)
- **Intelligent** – Quickly determines which media service is running over cables, such as ISDN, PBX and PoE (Pro model)

# SecuriTEST® PRO CCTV/Security Tester



SecuriTEST® PRO is the most versatile all-in-one installation and troubleshooting tool for the CCTV professional. CCTV installers often need to carry a variety of testing tools to complete their work. SecuriTEST® PRO combines the most needed tools in one easy-to-carry package. Since all connections (video/communications/DMM) attach to a single unit, SecuriTEST® PRO eliminates the need to juggle several devices while on a ladder or lift, making working conditions safer and increasing productivity.

- IRE video level and sync tests
- Sound level test through integrated speaker and on screen level indicator
- High capacity lithium ion battery
- Support for additional PTZ protocols
- Carrying case included
- **Seven Essential CCTV Tools** - Combines a CCTV video tester, PTZ camera controller, Digital Multimeter, UTP cable tester, video test pattern generator, PTZ protocol analyzer and camera programmer in a single compact package.
- **Save Time & Money** - Test, aim, focus and program cameras when working alone. Save time by not having to walk back to the control center to verify functionality of each camera.
- **Compact Design** - Combines all the most needed security tools in a lightweight easy-to-carry unit. Sharp, bright 2.5 in. (6.3 cm) color LCD screen with on-screen displays for PTZ control/diagnostics and DMM readouts.
- **PTZ Protocol Analyzer** - Compatible with 20+ PTZ protocols to test and program cameras in the field. Decodes and identifies output from PTZ console to aid in troubleshooting.

| Description | Part No. |
|---|---|
| SecuriTEST® PRO CCTV/Security Tester only | 33-892 |
| Replacement Lithium Polymer (LiPo) Battery | 33-892-BP |

| Description | Part No. |
|---|---|
| VDV II Cable Verifier includes: Tester, remote, battery and user's guide | R158000 |
| VDV II Plus Cable Verifier includes: Tester, remote, battery, user's guide, cables, adapters and carrying case | R158002 |
| VDV II Pro Cable Verifier includes: Tester, remote, battery, user's guide, cables, adapters and carrying case | R158003 |
| RJ-45 Remote Units (12) - #1 - #12 | 158050 |
| RJ-45 Identifiers (24) - #1 - #24 | 158051 |
| Coax Remote Units (12) - #1 - #12 | 158053 |

VISIT WWW.VDVII.COM FOR MORE INFORMATION ON THE VDV II.

# Test-Tone-Trace Kit



- Kit includes the VDV (33-856), Amplifier Probe (62-164), carrying case and accessories
- Tests and traces coax, twisted pair and telephone cables

| Description | Part No. |
|---|---|
| Test-Tone-Trace Kit | 33-866 |

# VDV MultiMedia Cable Tester



All in one tester for installers working with voice, data and video applications.

- **Voice** – tests 2 or 3 pair, 6-position RJ-11/12 phone cables for wiremap/ continuity.
- **Data** – tests 8 position 8 contact CAT 3/5e/6/6a shielded and unshielded cable testing for wiremap/continuity to TIA 568A/B standards
- **Video** – tests coax cable for opens and shorts via F-connector interface
- Wiremap tests for opens, shorts, miswires, reversals and split pairs.
- LCD display with "PASS or ERROR" indicator displayed after each test
- Internal tone generator: Tone by pin/pair/entire cable with four different tones making fault isolation easier
- Main remote stores in base of tester

| Description | Part No. |
|---|---|
| VDV MultiMedia Cable Tester | 33-856 |
| Replacement Remote | IA-5516 |

# LinkMaster™ Tester



LED based tester for wiremapping CAT 3/5e/6/6a twisted pair cabling.

- Wiremap for opens, shorts, reversal, miswire and split pair
- Tests by pair: 1/2, 3/6, 4/5, 7/8
- Tests shielded and unshielded RJ-45 cabling
- Debug feature cycles through errors one at a time

| Description | Part No. |
|---|---|
| LinkMaster™ Tester and Remote | 62-200 |

# MiniTracker™ PRO Tester



- Coax cable mapper and tracer with eight remotes
- LEDs identify remote number, opens and shorts
- Built in Tone Generator
- Includes carrying case with tester and remote storage

| Description | Part No. |
|---|---|
| MiniTracker™ PRO Tester | 62-1202 |

# PRO Amplifier Probe and Tone Generator Kit



**Amplifier Probe**

- Identifies and traces wire or cables within a group
- Adjustable volume knob
- Detects and audibly amplifies analog tone generation
- Compatible with analog tone generators

**Tone Generator**

- Emits three tone patterns
- F-Connector & RJ-11/12 interface for toning twisted pair and copper cables
- Includes alligator clips for toning de-energized copper cables
- Auto-off after three hours of non-use

| Description | Part No. |
|---|---|
| Amplifier Probe & Tone Generator Kit - includes 62-164, 62-160, Lead Set, Cable Assembly | 33-864 |
| Amplifier Probe | 62-164 |
| Amplifier Probe Replacement Tip | LA-4145 |
| Tone Generator | 62-160 |

# TRACETone® Tone Generator & Amplifier Probe Tester



- Economical solution for tracing copper low-voltage cabling
- Two selectable tone styles and adjustable volume control
- RJ-11 Alligator Clip, RJ-11 Cable Assembly included

| Description | Part No. |
|---|---|
| TRACETone® Tester | 62-140 |

# OmniSeal™ PRO XL Compression Tool

Made in U.S.A. of U.S. and Global Components



- Connects BNC, F-Type, RG11-F, RCA, 90°/Right Angle and Mini Coax compression connectors on coaxial cable
- Compresses ALL IDEAL compression connectors
- Fast and reliable solution to home theater, CATV, satellite systems and security applications
- Permanent connection so your connector never comes loose.
- Universal design with spin knob and adjustable post height works with most non-IDEAL compression connectors

| Description | Part No. |
|---|---|
| OmniSeal™ PRO XL Compression Tool | 30-793 |

# LinearX®3 Compression Tool

Made in U.S.A. of U.S. and Global Components




INCLUDES 4 WeatherProof™ Connectors

- Compresses F/BNC/RCA connectors
- Adjustable post for different length/style connectors
- Linear stroke for consistent compression results & easy operation
- Durable & rugged zinc die-cast body with protective powder coated paint finish
- Includes four RTQ™ XR™ RG-6 Weatherproof F-Compression Connectors

| Description | Part No. |
|---|---|
| LinearX®3 F/BNC/RCA Compression Tool (Adjustable) with four RTQ™ XR™ F-Connectors | 33-632 |

VISIT WWW.IDEALIND.COM FOR CONNECTOR AND TOOL COMPATIBILITY.

# Compression Connectors

**RTQ™ XR™ Reg/Tri/Quad & Plenum F-Connectors**
- Fits 60% regular, tri-shield and quad shield cables
- Nickel-plated, brass-construction for superior corrosion resistance
- Designed for use in satellite and cable TV installations
- Weatherproof for indoor and outdoor use
- Use 30-793 or LinearX® Compression Tools

**RG-11 RTQ™ InSITE™ F-Connectors**
- Fits 60% regular and quad shield RG-11 cables
- Plenum cable version also available
- Use 30-793 Compression Tool for termination
- Standard 1/4" x 1/4" cable prep. Use 45-111 Coax Stripper

**InSITE™ BNC Connectors**
- Clear 360° window for confident cable insertions
- Nickel-plated, brass-construction for superior corrosion resistance
- Moisture-inhibiting design
- Use 30-793 or 33-632 Compression Tool
- 75 Ohm nominal impedance
- Gold-plated pin contact area
- Available in straight, 90° and plenum versions

**OmniCONN™ F-Connectors**
- Non corrosive nickel plated brass body and polycarbonate bushing
- Nylon adapter sleeve and o-ring provide double protection for a watertight seal
- Free spinning hex nut for ease of installation onto all 7/16 ports
- 75 ohm nominal impedance
- Two-piece pre-assembled connectors

**NJX™ Connectors**
- 75 ohm nominal impedance
- Bandwidth up to 3 GHZ
- Compatible with all IDEAL Compression Tools
- Compact body size
- RG-6 and RG-6 Quad versions

**TLC™ Connectors**
- No compression tool required
- 75 ohm nominal impedance
- Bandwidth up to 3 GHZ
- Compact body size
- RG-6 and RG-6 Quad versions



# Compression Connectors

| Type | | Image | Series/Model # | Cable Type | Center Conductor | Dielectric Diameter | Jacket Diameter | Quantity | Part No. |
|---|---|---|---|---|---|---|---|---|---|
| BNC | RG-59 |  | InSITE™ Model #59BNCIS | RG-59 | 23-18 AWG Solid .023" - .040" | .142" - .148" | .230" - .250" | Card of 4 | **92-704** |
| | | | | | | | | Card of 15 | **89-047** |
| | | | | | | | | Jar of 35 | **89-5047** |
| | | | | | | | | Bulk 1,000 | **89-1047** |
| | |  | InSITE™ 90° Model #59BNCRAIS | RG-59 | 23-18 AWG Solid .023" - .040" | .142" - .148" | .230" - .250" | Card of 5 | **92-693** |
| | |  | InSITE™ Model #59PLBNCIS | RG-59 Plenum | 23-18 AWG Solid .023" - .040" | .134" - 140" | .193" - 224" | Card of 15 | **89-049** |
| | RG-6 |  | InSITE™ RTQ™ Model #6BNCISRTQ | RG-6/6Q RTQ™ & Plenum 6/6Q RTQ™ | 23-18 AWG Solid .023" - .040" | .168" - 183" | .226" - 305" | Card of 4 | **92-705** |
| | | | | | | | | Card of 15 | **89-048** |
| | | | | | | | | Jar of 35 | **89-5048** |
| | |  | InSITE™ 90° Model #6BNCRAISRTQ | RG-6/6Q RTQ™ & Plenum 6/6Q RTQ™ | 23-18 AWG Solid .023" - .040" | .168" - 183" | .226" - 305" | Card of 5 | **92-695** |
| F | RG-6 |  | RTQ™ XR™ Model #6FRTQXR | RG-6/6Q RTQ™ & Plenum 6/6Q RTQ™ | N/A | .168" - .183" | .226" - .310" | Card of 10 | **92-651** |
| | | | | | | | | Jar of 50 | **92-650** |
| | | | | | | | | Jar of 100 | **92-656** |
| | | | | | | | | Bulk 1,000 | **92-659** |
| | |  | InSITE™ RTQ™ 90° Model #6FRAISRTQ | RG-6/6Q RTQ™ & Plenum 6/6Q RTQ™ | 23-18 AWG Solid .023" - .040" | .168" - 183" | .226" - 305" | Card of 5 | **92-691** |
| | |  | NJX™ Model #6FNJX | RG-6 | N/A | .175" - .183" | .254" - .278" | Card of 10 | **89-040** |
| | |  | NJX™ Model #6QFNJX | RG-6 Quad | N/A | .175" - .183" | .275" - .305" | Card of 10 | **89-041** |
| | |  | TLC™ Model #6FTLC | RG-6 | N/A | .175" - .183" | .254" - .278" | Card of 10 | **85-068** |
| | | | | | | | | Card of 50 | **85-168** |
| | |  | TLC™ Model #6QFTLC | RG-6 Quad | N/A | .175" - .183" | .275"- .305" | Card of 50 | **85-178** |
| | |  | OmniConn™ Model #6FOC | RG-6 | N/A | .175" - .183" | .260" - .280" | Jar of 50 | **89-044** |
| | | | | | | | | Bulk 1,000 | **89-1544** |
| | |  | OmniConn™ Model #6QFOC | RG-6 Quad | N/A | .175" - .183" | .270" - .295" | Jar of 50 | **89-045** |
| | RG-59 |  | RTQ™ Model #59FRTQ | RG-59/59Q RTQ™ | N/A | .142" - .148" | .230" - .270" | Card of 10 | **92-611** |
| | | | | | | | | Jar of 50 | **92-610** |
| | RG-11 |  | RTQ™ Model #11FISRTQ | RG-11 RTQ™ RG-11 Quad | 18-14 AWG Solid .040" - .066" | .280" - .285" | .390" - .416" | Card of 10 | **89-211** |
| | | | | | | | | Bulk 500 | **89-1211** |
| | |  | Cable Specific Model #11PLFIS | RG-11/11Q Plenum | 18-14 AWG Solid .040" - .066" | .270" - .280" | .340" - .356" | Card of 10 | **92-212** |
| RCA | RG-59 |  | RTQ™ Model #59RCARTQ | RG-59/59QRTQ™ | 20-18 AWG Solid .029" - .040" | .142" - .148" | .230" - .270" | Jar of 35 | **89-570** |
| | RG-6 |  | RTQ™ Model #6RCARTQ | RG-6/6Q RTQ™ | 20-18 AWG Solid .029" - .040" | .175" - .183" | .267" - .305" | Jar of 35 | **89-580** |

Compression Connectors

Visit www.idealind.com/products/datacomm for Compression Connector Installation Instructions.

# Crimpmaster™ Ratcheting Crimp Tool



- Ratcheting tool frame ensures full crimp cycle
- Provides a consistent crimp every time
- Dies change quickly and easily with a screwdriver
- Tool frame works with all IDEAL Crimpmaster™ Die Sets
- Cushioned, comfort-grip handles

| Description | Part No. |
|---|---|
| Crimpmaster™ Crimp Frame Tool (Die set not included) | **30-506** |
| Replacement Screws | **LB-1284** |

# Crimpmaster™ Tools and Die Sets



**30-556** **Die only**
RJ-11 Crimp Tool for two, four or six-position modular plugs



**30-559** **Tool w/die 30-522**
RJ-45 CAT 5/5e Eight-position Crimp Tool for keyed or non-keyed modular plugs. Not for Cat 6



**30-560** **Tool w/die 30-521**
RJ-45 Eight-position Crimp Tool for AMP® RJ-45 modular plugs



**30-573** **Tool w/die 30-481**
Cambridge CP-88, CP-89 BNC/TNC coax connectors with RG-58, RG-59/RG-62 AU cables (Hex 0.305 (7.75mm), 0.068 (1.73mm), 0.228 (5.79mm)



**30-576** **Die only**
RG-174, Mini 59 BNC/TNC Connectors (Hex, 0.178 (4.52mm), 0.128 (3.25mm), 0.068 (1.73mm)



**30-577** **Tool w/die 30-482**
N-Series and RG-8/11 Connectors (Hex, 0.429 (10.90mm), 0.100 (2.54mm), 0.080 (2.03mm)



**30-578** **Tool w/die 30-483**
RG-59, RG-6, and 8281 50 and 75 OHM cables (Hex, 0.324 (8.23mm), 0.255 (6.48mm), 0.068 (1.73mm), 0.042 (1.07mm)



**30-581** **Tool w/die 30-502**
RG-58, RG-59/62, BNC/TNC Coax Connectors (Hex, 0.255 (6.48mm), 0.213 (5.41mm), 0.068 (1.73mm)



**30-582** **Tool w/die 30-503**
F-type CATV RG-59, RG-6 Connectors (Hex, 0.350 (8.89mm), 0.320 (8.13mm), 0.255 6.48mm)



**30-587** **Die only**
RG-58, RG-174 and G-8218 for both 50 and 75 ohm cables (Hex 0.213 (5.41mm), 0.178 (4.52mm), 0.068 (1.73mm), 0.042 (1.07mm)



**30-591** **Die only**
Plenum and Non-Plenum Thinwire Cables RG-58 and 59 (Hex, 0.213 (5.41mm), 0.190 (4.83mm), 0.068 (1.73mm), 0.042 (1.07mm)



**30-593** **Die only**
Mini UHF and BNC/TNC 5 cavity (Hex, 0.052 (1.32mm), 0.068 (1.73mm), 0.100 (2.54mm), 0.213 (5.41mm), 0.255 (6.48mm)



**30-572** **Die only**
16-26 AWG (1.31mm² - .128mm²) miniature insulated rings, spade and butt splices



**30-579** **Tool w/die 30-500**
22-10 AWG (.324mm² - 5.261mm²) insulated terminals/ color coded nests



**30-580** **Die only**
22-8 AWG (.3mm² - 8mm²)
non-insulated terminals



**30-586** **Die only**
22-12 AWG (.324mm² - 3.31mm²)
Non Insulated Open Barrel Connectors, Commercial Type



**30-594** **Die only**
Fully Insulated quick disconnect terminals with thinner wire barrels 22-10 AWG (.324mm² - 5.261mm²)



**30-599** **Die only**
30-18 AWG (.205mm² - 2.08mm²) Open Barrel Pins and Sockets

# Crimp-on F-Connectors

Nickel plated brass connectors designed for indoor coax terminations for video and other RF applications



- RG-59, RG-6, RG-6 Quad versions are available
- All versions require a hex crimp to secure cable to connector
- 1/4"x 1/4"cable prep for all models
- Crimp with 30-503 Crimpmaster™ Ratcheting Crimp tool
- Hex crimp sizes: RG-59 and RG-6, .320" cavity. RG-6 Quad, .350" cavity

| Description | Quantity | Part No. | Quantity | Part No. |
|---|---|---|---|---|
| RG-6 F Crimp-on Coax Connector | Card of 10 | **85-037** | Card of 50 | **85-017** |
| RG-6 F Quad Crimp Connector | Card of 10 | **85-057** | — | — |
| RG-59 F Crimp-on Coax Connector | Card of 10 | **85-036** | — | — |

# Twist-On F-Connectors



- After cable is 1/4 in. x 1/4 in. stripped, simply twist on connector
- No termination tool required
- Available in two styles, RG-6 and RG-59

| Description | Quantity | Part No. |
|---|---|---|
| F-Type RG-6 Twist-On Connector | Card of 10 | **85-053** |
| | Card of 50 | **85-039** |
| F-Type RG-59 Twist-On Connector | Card of 4 | **84-018** |
| | Card of 10 | **85-035** |

# Connector Installation and Removal Tool



- Patented design works on BNC and F connectors
- Works on compression and hex connectors
- Comfort grip handle aids in installing and removing connectors on coax cable
- F-post for aid in cable to connector assembly

| Description | Part No. |
|---|---|
| F & BNC Coax Connector Tool - 8 in. length | **35-046** |

# Coax Strip & Crimp Tool



- Precision, form-ground stripping holes remove outer jacket and insulation from RG-59 and RG-6 coaxial cable
- Durable blades cut copper-coated steel conductors
- Three crimping nests for crimping F-connectors and ring terminals
- Cushioned, comfort-grip handles

| Description | Part No. |
|---|---|
| Coax Strip & Crimp Tool | **30-433** |

# F-Type Adapters & Terminators

- Nickel-plated brass construction
- For 75Ω applications

| Description | Quantity | Part No. |
|---|---|---|
| 3GHz F-Splice Adapter, high bandwidth, for standard and high definition applications, <0.25dB insertion loss, >25dB return loss | Card of 4 | **85-339** |
| | Card of 10 | **85-340** |
| Female to RCA Male Adapter – converts female F-connectors to male RCA connectors | Card of 2 | **85-936** |
| RCA Female-to-Female Adapter | Card of 2 | **85-937** |
| Coax Cable F-Terminators - for all open ports on coax wall plates and splitters | Card of 4 | **85-073** |
| 90° F-Adapter - F-female to F-male coax adapter | Card of 2 | **85-070** |
| BNC Female to BNC Female Adapter | Card of 2 | **85-075** |
| | Card of 10 | **92-817P** |

# Impact Punchdown Tool



- Insert and cut cable terminations effortlessly
- Adjustable high/low actuation setting accommodates termination requirements
- Turn-Lock™ Style blade holding design
- Impact-absorbing cushioned grip reduces operator stress for high volume installers

| Description | Part No. |
|---|---|
| Punchmaster™ II Punchdown Tool w/full 110 & 66 blades | 35-485 |

# Punchdown Tool Blades

| Removable Blades | Part No. |
|---|---|
| 110 Turn-Lock™ blade | 35-495 |
| 66 Turn-Lock™ blade | 35-497 |
| 110/66 combo blade w/cutting edges | 35-407 |
| Krone® blade | 35-478 |
| Bix® blade | 35-479 |

Bix® is a registered trademark of Nortel. Krone® is a registered trademark of Krone, Inc.

# Ratchet Telemaster™ Modular Plug Crimping Tool



- Heavy-duty version of the 30-496 Telemaster™ tool requires less user hand force
- Ratchet ensures full cycle crimping every time
- Crimps RJ-45 (8P8C) and RJ-11/12 (6P6C/6P4C) modular plugs
- Multi-function tool also cuts UTP/STP and strips CAT 5e/6 cable jacket and flat cable jackets
- Black oxide coated steel frame with cushioned handles for strength and comfort

| Description | Part No. |
|---|---|
| Ratchet Telemaster™ | 30-696 |
| Replacement Cut & Strip Blade Set | LA-4102 |

# Telemaster™ Modular Plug Crimping Tool



- Crimps RJ-45 (8P8C) and RJ-11/12 (6P6C/6P4C) modular plugs
- Multi-function tool also cuts UTP/STP and strips round CAT 5e/6 cable jacket
- Black oxide coated steel frame with cushioned handles for strength and comfort

| Description | Replacement Blade | Kit Part No. | Tool Only Part No. |
|---|---|---|---|
| Telemaster™ Crimping Tool RJ-45 and RJ-11/12 | LB-1747 | 33-700* | 30-496 |

*Kit includes 10 each, RJ-45 8P8C, RJ-11 6P6C and RJ-11 6P4C modular plugs.

# Data/Voice Crimp Tool Kit



- Compact design is 2/3 the size of traditional crimp tools
- Crimps RJ-45 (8P8C) and RJ-11/12 (6P6C/6P4C) modular plugs
- One tool assembly process – cut, strip and crimp connectors on to CAT 3/5e/6 cables
- Black oxide coated steel core with spring loaded handle and locking feature

| Description | Part No. |
|---|---|
| Data/Voice Crimp Tool Kit includes ten RJ-11 (6P6C) and ten RJ-45 connectors | 33-396 |

# Probe Pic & Spudger



- For isolating conductors and removing terminated wires from voice and data IDC contacts

| Description | Part No. |
|---|---|
| Probe Pic & Spudger | 35-473 |

# Telephone/Data Cable Splice and Repair Kit



- All in one specialty tool for crimping UR/UY/UB IDC splice connectors
- Features a parallel crimping surface to prevent damage to connectors during crimping process
- Two stripping holes for 22 to 24 AWG (phone/twisted pair) cables
- Cutter for cable and conductor trimming
- Plier nose for pulling and sorting wires in a box

| Description | Part No. |
|---|---|
| Kinetic® Super Wire Stripper/Crimper Kit – includes 25 IDC connectors (UR-I, 3-Wire Butt Splice) | **33-719** |

# Insulation Displacement Connectors



**85-925/86-925**



**85-950**



**85-900**

IDC connectors create fast splice and tap connections on solid copper wires. Designed for low voltage telecommunication cables.

- Moisture-resistant sealant protects wires from corrosion
- Use with solid copper single-conductor wire
- Use 33-719 tool for proper crimping force and crimping angle

| Description | Quantity | Part No. |
|---|---|---|
| UR-I, 3-Wire Butt Splice IDC | 25 | **85-925** |
| UR-I, 3-Wire Butt Splice IDC | 100 | **86-925** |
| UY-I, 2-Wire Butt Splice IDC | 25 | **85-950** |
| UB-I, 2-Wire Tap Splice IDC | 25 | **85-900** |
| IDC Combo Pack – includes 10 UR, 10 UY and 5 UB | 25 | **85-960** |

# CAT 5e RJ-45/RJ-11 Modular Plugs



- Plugs support the latest cable system performance categories when installed in compliance with appropriate standards and methods
- Plugs work with 24 AWG solid or stranded conductors and round or flat cables.
- 50 micron gold contacts

| Description | Quantity | Part No. |
|---|---|---|
| CAT 5e 8-Position 8-Contact, RJ-45 | 10 | **85-147** |
| | 25 | **85-346** |
| | 50 | **85-396** |
| | 100 | **86-396** |
| 6-Position 6-Contact, RJ-11 (RJ-12) | 25 | **85-345** |
| 6-Position 4-Contact, RJ-11 | 25 | **85-344** |

# CAT 6 RJ-45 Modular Plugs



- Three-piece design provides easy installation and optimal performance
- Crimps with a standard RJ-45 crimp tool
- 50 micron gold contacts, 8-position, 8-contact
- Suitable for solid or stranded conductors 23-24 AWG
- Not compatible with Crimpmaster™ RJ-45 Die Set

| Description | Quantity | Part No. |
|---|---|---|
| CAT 6 RJ-45 Modular Plugs | 25 | **85-366** |

Compatible with IDEAL 30-696, 30-496 and 33-396 Modular Plug Crimp Tools.

# Strain Relief Boots for Modular Plugs



- Prevents broken connector tabs and snagging while extending connector life
- Minimizes cable bends that can reduce data speed and result in data loss
- Dampens cable movement and vibrations that can result in premature connector failure
- For CAT5e and CAT6 RJ-45 modular plugs

| Description | Quantity | Part No. |
|---|---|---|
| Strain Relief Boots for Modular Plugs | 25 | **85-380** |
| 15 Strain Relief Boots and 15 8P8C RJ-45 CAT5e Modular Plugs | 15 | **85-379** |

# Ringer™ Adjustable Blade Strippers



- Four models cover cable diameters up to 9/16 in.
- All models include two adjustable depth blades and one adjustable round slitting blade
- Common uses are for fiber jackets, mini-coax prep, twisted pair cables and other specialty copper cables where standard stripping products are not available
- Replacement blades available for all models

| Description | Typical RG Cables | Replacement Blade* | Part No. |
|---|---|---|---|
| Cable Stripper, up to 1/8 in. (3.2mm) O.D (Gray) | RG-174, RG-187 | **L-9225** | **45-162** |
| Cable Stripper, 1/8 in. (3.2mm) to 7/32 in. (5.556mm) O.D. (Blue) | Mini Coax RG-58,CB | **L-9225** | **45-163** |
| Big Blue Cable Stripper, 1/4 in. (6.4mm) to 9/16 in. (14.3mm) O.D. (Blue) | RG-11, RG-8 | **L-9226** | **45-164** |
| Cable Stripper, 3/16 in. (4.8mm) to 5/16 in. (8mm) O.D. (Black) | RG-59/6, UTP Cable | **L-9225** | **45-165** |

*A set of blades consists of three straight blades and one round blade.

# Economy UTP Cable Stripper



- Strips Cat 3, 5, 5e & 6 cables
- One-step stripping

| Description | Part No. |
|---|---|
| Economy UTP Cable Stripper | **45-167** |

# PrepPRO® Coax/UTP Cable Stripper



- Auto adjusting blade depth for 6/6Quad/59 coax cable
- Strips RG-59/6 Plenum cables
- 1/4" x 1/4" coax preparation
- Replaceable blade cartridges
- CAT5e/6 jacket stripping
- Spring loaded for consistent cutting force

| Description | Part No. |
|---|---|
| PrepPRO® Coax/UTP Cable Stripper | **45-605** |
| Replacement Coax Cartridge | **45-6051** |
| Replacement UTP/STP Jacket Cartridge | **45-6052** |

# RG-11 Coax Stripper



- For use with IDEAL RG-11 compression connectors (89-211, 89-1211), provides 1/4 in. x 1/4 in. strip
- Fixed blade depth

| Description | Part No. |
|---|---|
| RG-11 Coax Stripper for Compression Connectors | **45-111** |

# Adjustable Blade Coax Strippers



- Two and three blade models for prepping coax cables
- Adjustable blade depth (hex wrench included in handle) for fine calibration to any cable jacket thickness and overall diameter.
- All blades are spaced approximately ¼" apart for compatibility with traditional compression or crimp connectors requiring a ¼" x ¼" cable preparation.
- Blades can be adjusted to a no-cut position for most size cables when only a single blade is needed.
- Slider bar offers fast variation in blade depth without need for adjusting the individual hex screws.

| Description | Replacement Blade | Part No. |
|---|---|---|
| Coax Stripper - 2 Step (Blue cartridge) | **45-524** | **45-526** |
| Coax Stripper - 3 Step (Black cartridge) | **45-522** | **45-520** |

# Coax Stripmaster® Wire Strippers



- Provides variable stripping lengths
- Knife-type blades feature multiple hole diameters sized for two step removal of outer jacket insulation and center conductor

| Description | Replacement Blade | Part No. |
|---|---|---|
| Coax Stripmaster® for RG-6 Coax Cable | **LB-740** | **45-262** |
| Coax Stripmaster® for RG-59 Coax Cable | **LB-743** | **45-265** |
| Coax Stripmaster® for RG-6 Quad Shield Coax Cable | **LA-3953** | **45-282** |

# Round Cable Slitting & Ringing Tool



- Cuts around cable jacket as well as slits the length of jacket for easy removal
- Use with single or multiple conductor cable up to 1.75 in. O.D.
- Blade adjusts for jacket thicknesses up to .125 in.
- Spare blade in handle base

| Description | Replacement Blade* | Part No. |
|---|---|---|
| Round Cable Slitting and Ringing Tool | **LB-1748** | **45-144** |

*2/package

# Data T®-Cutter



- Cuts any round copper cable and helps maintain cable geometry
- Compact size is smaller and lighter than traditional 9" cable cutters
- Steel reinforced center conductors can be trimmed with bolt cutting holes
- Locking latch keeps tool closed in pouch

| Description | Part No. |
|---|---|
| Data T®-Cutter | **45-074** |

# Electrician's Scissors



- Designed for use in telephone and electrical service applications
- Cut up to 16 AWG solid and 12 AWG stranded wire
- Serrated surface on back blade edge cleans wire
- Stripping notches strip 19 and 23 AWG wire
- Chrome over nickel plating

| Description | Part No. |
|---|---|
| Electrician's Scissors w/stripping notches | **35-088** |

# Cable Splicing Kit



- Kit designed for use in telephone and electrical service applications
- High carbon steel blade in Splicing Knife remains sharp and cuts easily through many insulation types
- Kit includes Scissors 35-088, Splicing Knife 35-1091 and Leather Holder

| Description | Part No. |
|---|---|
| Cable Splicing Kit | **35-093** |
| Cable Splicing Knife (only) | **35-1091** |

# 2.4 GHz Satellite & Digital TV Splitters



- Designed for easy mounting over cable
- All ports are F female connectors, 75Ω
- Two grounding screws eliminate the need for grounding block
- All ports power pass

| Description | Part No. |
|---|---|
| 2-Way, 5MHz - 2.4GHz | **85-332** |
| 3-Way, 5MHz - 2.4GHz | **85-333** |
| 4-Way, 5MHz - 2.4GHz | **85-334** |

# 1 GHz Cable TV/General Purpose Splitters



- Nickel-plated housing, soldered back
- High-performance Printed Circuit Board design

| Description | Part No. |
|---|---|
| High Performance Cable Splitter, 5MHz-1GHz, 2-Way | **85-132** |
| High Performance Cable Splitter, 5MHz-1GHz, 3-Way | **85-133** |
| High Performance Cable Splitter, 5MHz-1GHz, 4-Way | **85-134** |



**Use terminators (85-073) on all unused ports for optimal performance.**

# Master Series Network Service Kit



- Kit allows user to cut, strip, terminate and test data cables. Use for Cat 5e, Cat 6 and voice installations.

| Description | | Part No. |
|---|---|---|
| Master Series Network Service Kit | | **33-706** |
| **Kit Includes:** | **Qty.** | **Part No.** |
| Ratchet Telemaster™ | 1 | **30-696** |
| Punchmaster™ II w/110 & 66 Blades | 1 | **35-485** |
| Probe Pic and Spudger | 1 | **35-473** |
| UTP/STP Stripper | 1 | **45-165** |
| Cable Splicing Kit | 1 | **35-098** |
| LinkMaster™ Tester | 1 | **62-200** |
| 7-in-1 Twist-a-Nut™ Screwdriver | 1 | **35-908** |
| PRO Amplifier Probe & Tone Generator Kit | 1 | **33-864** |
| Kinetic Super™ Wire Stripper/Crimper | 1 | **45-719** |
| 8-Position RJ-45 Modular Plugs | 50 | **85-396** |
| Large Mouth Bag, 13 in. | 1 | **35-410** |

# Pro XL Compression Hip Kit

- Cut, strip and terminate in one handy professional tool kit.
- For F/BNC/RCA compression



| Description | | Part No. |
|---|---|---|
| Pro XL Compression Hip Kit | | **33-793** |
| **Kit Includes:** | **Qty.** | **Part No.** |
| OmniSeal™ Pro XL Compression Tool | 1 | **30-793** |
| PrepPRO® Coax (59/6/6Q)/UTP Cable Stripper | 1 | **45-605** |
| Data T®-Cutter | 1 | **45-074** |
| Pouch with Belt Clip | 1 | — |

# RF Coax Crimp & Compression Kit



- Professional kit for security and cable/satellite installers to crimp or compress F and BNC coax connectors. Multiple die sets offer a wide range of connectors to terminate.

| Description | | Part No. |
|---|---|---|
| RF Coax Crimp & Compression Kit | | 33-410 |
| **Kit Includes:** | **Qty.** | **Part No.** |
| OmniSeal™ PRO XL Compression Tool | 1 | 30-793 |
| Ratchet Crimp Tool | 1 | 30-503 |
| 2-Step Adjustable Coax Stripper | 1 | 45-526 |
| 3-Step Adjustable Coax Stripper | 1 | 45-520 |
| Replacement Cassette | 1 | 45-523 |
| Data T®-Cutter | 1 | 45-074 |
| 58/59 BNC/TNC Die Set | 1 | 30-581 |
| RG-59 Cambridge-type Die Set | 1 | 30-573 |
| RG-174 Mini-59 Die Set | 1 | 30-576 |
| RG-6 RTQ™ Compression F-Connector | 50 | 92-650 |
| Mechanic's Bag | 1 | 35-535 |

# LinearX®3 Hip Kit

- Cut, strip and terminate F/BNC/RCA connectors in one handy starter tool kit.



| Description | | Part No. |
|---|---|---|
| LinearX®3 Hip Kit | | 33-622 |
| **Kit Includes:** | **Qty.** | **Part No.** |
| LinearX®3 Compression Tool | 1 | 33-632 |
| PrepPRO® Coax (59/6/6Q)/UTP Cable Stripper | 1 | 45-605 |
| Data T®-Cutter | 1 | 45-074 |
| Pouch with Belt Clip | 1 | — |

# Pro Compression Starter Kit

- Service kit includes both F and BNC connectors as well as professional tools to cut, strip and terminate coax cables. Designed for security and cable/satellite installation.



| Description | | Part No. |
|---|---|---|
| Service Compression Kit | | 33-639 |
| **Kit Includes:** | **Qty.** | **Part No.** |
| OmniSeal™ PRO XL Compression Tool | 1 | 30-793 |
| PrepPRO® Cable Stripper | 1 | 45-605 |
| Data T®-Cutter | 1 | 45-074 |
| RTQ™ XR RG-6 F Compression Connectors | 25 | 92-650 |
| RG-59 InSITE™ BNC Compression Connectors | 10 | 89-047 |
| RG-6 InSITE™ BNC Compression Connectors | 5 | 89-048 |
| RG-59 Plenum InSITE™ BNC Compression Connectors | 5 | 89-049 |
| RG-6 90° F Compression Connectors | 3 | 92-691 |
| RG-59 90° BNC Compression Connectors | 3 | 92-693 |
| 3GHz F-81 Splice Adapters | 3 | 85-340 |
| BNC Adapters | 3 | 85-592 |

# Economy Compression Kit

- Starter kit includes the tools and connectors to cut, strip and terminate coax cables.
- For use with F Connectors



| Description | | Part No. |
|---|---|---|
| Economy Compression Kit | | 33-620 |
| **Kit Includes:** | **Qty.** | **Part No.** |
| LinearX®3 Compression Tool | 1 | 33-632 |
| PrepPRO® Coax (59/6/6Q)/UTP Cable Stripper | 1 | 45-605 |
| Data T®-Cutter | 1 | 45-074 |
| RG-59 RTQ™ Compression Connectors | 10 | 92-610 |
| RG-6 RTQ™ XR™ Compression Connectors | 30 | 92-650 |

# Technician's Service Kit



- Kit includes tools to install twisted pair cable on blocks and data jacks.

| Description | | Part No. |
|---|---|---|
| Technician's Service Kit | | 33-505 |
| **Kit Includes:** | **Qty.** | **Part No.** |
| Electrician's Scissors w/Stripping Notches | 1 | 35-088 |
| Probe Pic & Spudger | 1 | 35-473 |
| Punchmaster™ Punchdown Tool w/110 & 66 Blades | 1 | 35-485 |
| 7-in-1 Twist-a-Nut™ Screwdriver/Nutdriver | 1 | 35-908 |
| UTP/STP Stripper | 1 | 45-165 |
| Nylon case | 1 | 62-205 |

# RJ-45/11 Four, Six & Eight-Position Combination TelCom Termination Kit



- TelCom Kit is designed for the user who will terminate RJ-11 and RJ-45 twisted pair cables.

| Description | | Part No. |
|---|---|---|
| TelCom Termination Kit | | 33-704 |
| **Description** | **Qty.** | **Part No.** |
| Telemaster™ for RJ-11/RJ-45 Plugs | 1 | 30-496 |
| 6P4C RJ-11 Modular Plugs | 15 | 85-344 |
| 6P6C RJ-11 Modular Plugs | 15 | 85-345 |
| 8P8C RJ-45 CAT 5e Modular Plugs | 15 | 85-346 |

# RJ-45 Termination Kit



- Suited for the user who will cut and terminate RJ-45 Modular Plugs.

| Description | | Part No. |
|---|---|---|
| RJ-45 Termination Kit | | 33-750 |
| **Description** | **Qty.** | **Part No.** |
| Telemaster™ for RJ-11/RJ-45 Plugs | 1 | 30-496 |
| UTP/Coax Stripper | 1 | 45-165 |
| 8-Position RJ-45 CAT5e Modular Plugs | 50 | 85-346 |

# Telemaster™ Crimp Kit



| Description | | Part No. |
|---|---|---|
| Telemaster™ Crimp Kit | | 33-700 |
| **Description** | **Qty.** | **Part No.** |
| Telemaster™ for RJ-11 (1, 2, 3 pair) and RJ-45 Plugs | 1 | 30-496 |
| CAT 5e 8-Position, 8-Contact RJ-45 Modular Plugs | 10 | 85-346 |
| 6-Position RJ-11 Modular Plugs | 10 | 85-345 |
| 6-Position, 4-Contact RJ-11 Modular Plugs | 10 | 85-344 |

# PRO Network/Telco Installer Kit



- Kit allows user to terminate modular plugs as well as data blocks or jacks.

| Description | Part No. |
|---|---|
| PRO Network/Telco Installer Kit | **33-506** |

| Description | Qty. | Part No. |
|---|---|---|
| Ratchet Telemaster™ | 1 | **30-696** |
| Punchmaster™ II 110 & 66 Blades | 1 | **35-485** |
| Probe Pic and Spudger | 1 | **35-473** |
| UTP/STP Stripper | 1 | **45-165** |
| Electrician's Scissors w/Stripper Notches | 1 | **35-088** |
| 8-Position RJ-45 Modular Plugs | 50 | **85-396** |
| Mechanic's Bag | 1 | **35-535** |

# Visual Fault Finder



Laser light source used to locate breaks, faulty splices and crimps

- 2.5mm Universal Adapter for all ST®, SC and FC connectors
- Useful over a distance of 5km (3 miles)
- Two AA batteries (included) provide over 30 hours of continuous use
- Slim, pocket-sized tool in rugged solid aluminum body
- Nylon carrying case with belt loop included

| Description | Part No. |
|---|---|
| Visual Fault Finder | **VFF5** |

Note: ST® is a registered trademark of AT&T.

# FiberMASTER™ Fiber Optic Test Kit



- **Fiber Optic Power Meter & Light Source** – Four wavelength power meter for multimode and single mode testing, and 850nm multimode LED light source.
- **Calibration Function** – Stores reference power level for quick dB loss measurements eliminating the need to manually calculate loss.
- **Save Time and Money** – Power meter features 2.5mm universal and FC adapters, light source includes ST®, SC and FC adapters to test the most common interfaces.
- **Ready for FTTx** – 1490nm measurement wavelength for use with nearly all single mode Fiber-To-The-Home applications.
- **Designed for the Field** – Unique "docking" light source and easy three-button operation make this the perfect fiber tester for use in the field.

| Description | Part No. |
|---|---|
| Power meter with 850NM fiber light source | **33-928** |
| Power meter with four wavelength MM/SM light source | **33-931** |

Note: ST® is a registered trademark of AT&T.

# MiniLite-Strip™ Optical Fiber Stripper



- Small strip notch engineered and precision-ground to strip 900 micron or 250 micron buffer coatings from 125 micron fiber
- Larger round strip notch machined to remove the 3mm outer jacket
- Strip notches pre-set and locked, no field adjustment necessary

| Description | Part No. |
|---|---|
| MiniLite-Strip™ Optical Fiber Stripper | **45-352** |

# Stripmaster® Ribbon Fiber Jacket Stripper



- Removes jacket from Ribbon Fiber without damage to the Kevlar® strength member of the Ribbon Fiber

| Description | Part No. |
|---|---|
| Stripmaster® Wire Stripper Frame only | **L-5620** |
| Blade-set for use with Corning® Plenum and Riser Ribbon Fiber Cable | **LB-1152** |
| Blade-set for use with Corning® "Fanout" Ribbon Cable | **LB-1153** |

Note: Kevlar® is a registered trademark of E. I. du Pont de Nemours and Company. Corning® is a registered trademark of Corning, Inc.

Frame and blade set sold separately.

# Serrated Kevlar® Cutter



- Superior quality high-carbon stainless steel with molybdenum and vanadium provides hard, razor-sharp edges
- Breaker notch cuts jacket and breaks fiberglass in one step
- Textured cushioned-grip handles
- Designed to cut up to 3mm fiber cables

| Description | Part No. |
|---|---|
| Serrated Cutter w/Breaker Notch (Patent pending) | **45-344** |

Note: Kevlar® is a registered trademark of E. I. du Pont de Nemours and Company.

# DualScribe™ Double-Ended Fiber Optic Scribes



- Three professional quality blade styles to choose from to meet your specific needs – Ruby, Sapphire, Carbide
- 30° single bevel – DualScribe™ reversible blade doubles tool life
- Soft non-slip grip provides precise control during scribing
- Clear safety cap protects the blades from damage when not in use

| Description | Part No. |
|---|---|
| Ruby Blade Fiber Optic Scribe (Red Handle) | **45-357** |
| Sapphire Blade Fiber Optic Scribe (Blue Handle) | **45-358** |
| Carbide Blade Fiber Optic Scribe (Black Handle) | **45-359** |

| Item | Page |
|---|---|
| 4-in-1 Test Tool | D-8 |
| 7-in-1 Stripper | B-18 |
| **A** | |
| Abrasives | B-114 |
| Accessories | |
| Circuit Tracer | D-5 |
| Stripmaster® | C-6 |
| Testers & Meters | D-16 |
| Tuff-Grip™ Pro | B-6 |
| Adapters | D-16 |
| F-Type | E-8 |
| Terminators | E-8 |
| Adjustable Wrenches | B-26 |
| Aluminum Benders | B-15 |
| Amplifer Probe & Tone Generator Kit | E-4 |
| Anchor Kits | B-76 |
| Anti-Oxidant | B-11 |
| Appliance Switches | B-83 |
| Apron | B-51 |
| Aqua-Gel® CW Cable Pulling Lubricant | B-10 |
| Aqua-Gel® II Cable Pulling Lubricant | B-10 |
| Aqua-Gel® IIP Cable Pulling Lubricant | B-10 |
| Arbor Extension | B-61 |
| Arbors | B-61 |
| Auger Bit Extension | B-65 |
| Auger Bits | B-65, B-66 |
| Awl | B-36 |
| **B** | |
| B-CAP® Wire Connectors | A-11 |
| B-TAP® Connectors | A-37 |
| B-Twist™ Wire Connector | A-11 |
| Bags | B-51, B-52 |
| Barrier Strips | A-36 |
| Belts | B-51 |
| Bender Guide | B-15 |
| BenderBoot™ | B-15 |
| Benders | B-15 |
| Big Kahuna™ Cable Cutter | B-29 |
| BigFoot™ Cable Cutter | B-30 |
| Bits | B-40, B-41 |
| Installer | B-63 |
| Power Spade | B-63 |
| Wood Boring | B-64 |
| Blades | |
| Hacksaw | B-27 |
| Punch Down Tool | E-9 |
| Reciprocating | B-67, B-68 |
| Stripmaster® | C-6 |
| Blued Steel™ Fish Tapes | B-4 |
| Breaker Lockouts | B-97 – B-99 |
| BUCHANAN | |
| B-TAP® Connectors | A-37 |
| Cable Ties | B-75 |
| Grommets | B-76 |
| Streetlight Kits | A-26 |
| BUL-Z-EYE™ Wood Boring Bits | B-64 |
| Bushings | B-76 |
| **C** | |
| Cabinet Screwdriver | B-35 |
| Cable Cutters | B-23, B-29, B-30 |
| Cable Pulling Lubricant | |
| Aqua-Gel® CW | B-10 |
| Aqua-Gel® II | B-10 |
| Aqua-Gel® IIP | B-10 |
| Cable Ripper | B-18 |
| Cable Slitting & Ringing Tool | B-19, E-12 |
| Cable Splicing Kit | E-12 |
| Cable Staples | B-77 |
| Cable Strippers | B-18, E-11 |
| Cable Tester, VDV | E-4 |
| Cable Ties | B-70 – B-75 |
| BUCHANAN | B-75 |
| Powr-Tie™ | B-72, B-73 |
| Cable Verifier, VDV II | E-3 |
| Can Light Hole Saw | B-63 |
| Carrying Cases | D-17 |
| Cases, Carrying | D-17 |
| Center Punch | B-26 |
| Chisels | B-26 |
| Circuit | |
| Analyzer | D-11 |
| Breaker Finder | D-12 |
| Tester | D-14 |
| Tracers | D-4, D-5 |
| Clamp Meters | D-7, D-8 |
| Clamp-Pro™ Clamp Meters | D-8 |
| Clamps | B-71 |
| ClearGlide™ Wire Pulling Lubricant | B-9 |
| Coax Strip & Crimp Tool | B-19 |
| Coax Wire Stripper | E-11, E-12 |
| Combo Tool | B-19 |
| Commutator | |
| Cleaners | B-114 |
| Maintenance | B-113 – B-114 |
| Compression | |
| Connectors | E-6 |
| Kit | E-13, E-14 |
| Tool | E-5 |
| Compression Tool, LinearX®3 | E-5 |
| Conduit | |
| Benders | B-15 |
| Markers | B-101 |
| Measuring Tape | B-12 |
| Connector Installation Tool | E-8 |
| Connectors | |
| Compression | E-6 |
| Crimp | A-21, A-33, E-8 |
| Insulation Displacement | E-10 |
| Crimp | |
| Connectors | E-8 |
| Kit | E-15 |
| Tool | B-25, E-7, E-8, E-9 |
| Crimp Tool, Telemaster™ | E-9 |
| Crimpmaster™ Ratcheting Crimp Tool | E-7 |
| Cushioned-Grip Screwdrivers | B-34 |
| Custom Stripmaster® Lite Wire Strippers | C-8 |
| Custom Stripmaster® Wire Strippers | C-7 |
| Cutter, Serrated Kevlar® | E-17 |
| Cutter, SirNickless™ | B-25 |
| Cutters, Cable | B-23, B-29 |
| Cutting Supplies | B-56 |
| **D** | |
| Data T®-Cutter | B-19, E-12 |
| Data Tester, SignalTEK® | E-3 |
| DataComm | |
| Kits | E-13 |
| Testers | E-3 |
| Deburring Tools | B-33 |
| Diagonal Pliers | B-22 |
| Die Sets | E-7 |
| Digital Light Meter | D-15 |
| Disconnects | A-31, A-32 |
| Drill Bits | B-57 |
| Flexible | B-63 |
| DualScribe™ Fiber Optic Scribes | E-17 |
| Duct Seal | B-11 |
| **E** | |
| Electronics Screwdrivers | B-38 |
| Engraving Tool | B-26 |
| Extension Bar | B-64 |
| **F** | |
| F-Connectors | E-8 |
| Fiber Optic | |
| Scribes | E-17 |
| Test Kit | E-16 |
| Fiber Stripper | E-16, E-17 |
| FiberMASTER™ Fiber Optic Test Kit | E-16 |
| Fish Tape | |
| Leaders | B-6 |
| Repair Kits | B-6 |
| Swivel Ball | B-6 |
| Tip Replacements | B-6 |
| Fish Tapes | B-4 |
| Blued Steel™ | B-4 |
| Gold-Fish® | B-5 |
| S-Class® | B-5 |
| Stainless Steel | B-4 |
| Volt-Guard | B-5 |
| Zoom™ | B-4 |
| Fishing Poles | B-7 |
| Flexible Bit Placement Tool | B-63 |
| Flexible Drill Bits | B-63 |
| Foam Carriers | B-13 |
| Four-Way Crimp Tool | B-25 |
| Fuse Pullers | B-48 |
| **G** | |
| Gold-Fish® Fish Tapes | B-5 |
| Greenie® Grounding Wire Connector | A-7 |
| Gripper Pads | C-9 |
| Grips | B-23 |
| Grommets | B-76 |
| Ground Resistance Meters | D-15 |
| Grounding | |
| Products | A-18 |
| Screws | A-20 |
| Tails | A-19 |
| Wire Connector | A-7 |
| **H** | |
| Hacksaw | B-27 |
| Hammer | B-26 |
| Hand Tool Kits | B-52 |
| Hand Tools | B-24 |
| Hasps | B-100 |
| Heat Guns | B-91 |
| Heat Shrink | B-87 |
| Kits | B-87 |
| Heavy-Duty Screwdriver | B-35 |
| Hex-Key Sets | B-27 |
| Hip Holster | B-51 |
| Hole Cutters | B-58 |
| Hole Saw Arbors | B-61, B-62 |
| Hole Saw Kits | B-61 |
| Hole Saw, Can Light | B-63 |
| Hole Saws, IRONMAN™ | B-60 |
| **I** | |
| Identification Ties | B-70 |
| In-Sure® Push-In Wire Connectors | A-15 |
| Indicator Lights | B-84 – B-85 |
| Installation Tool, Connector | E-8 |
| Installer Bits | B-63 |
| Insulated | |
| Kits | B-44 |
| Nutdrivers | B-47 |
| Screwdrivers | B-46 |
| Tools | B-47 |
| Wire Stripper | B-18, B-47 |
| Insulation Displacement Connectors | E-10 |
| Insulation Tester | D-15 |
| Insulators | A-21 |
| Iron Benders | B-15 |
| IRONMAN™ Hole Saws | B-60 |
| **J** | |
| Jab Saw | B-27 |
| **K** | |
| Kevlar® Serrated Cutter | E-17 |


*Kevlar® is a registered trademark of E.I. duPont de Nemours and Company.*

Item Page

K
Kinetic® Reflex™ T®-Stripper Wire Strippers .....B-17
Kinetic® Super Wire Strippers .....B-17
Kits
Cable Splicing .....E-12
Compression .....E-13, E-14
Crimp.....E-15
DataComm .....E-13
Fiber Optic .....E-16
Hand Tool .....B-52
Heat Gun.....B-91
Heat Shrink.....B-87
Hole Cutter.....B-58
Hole Saw.....B-61
Insulated .....B-44
Lighting.....A-17
LinearX®3 .....E-14
Lockout/Tagout B-93 – B-96
Network .....E-13
Network Installer .....E-16
Probe & Tone Generator E-4
Step Bit .....B-57
Technician's .....E-15
Telephone Repair .....E-10
Termination .....E-15
Test-Tone-Trace .....E-4
Wood Boring Bit .....B-65
Knife .....B-27

L
Large Mouth Bags .....B-51
Level .....B-26
Light Meter ..... D-15
Lighting Kits .....A-17
Lights, Indicator .... B-84 – B-85
Lil' Ripper Stripper™.....B-18
Line Packages.....B-13
LinearX®3 Compression Tool E-5
LinearX®3 Kit.....E-14
Lineman's Pliers .....B-22
LinkMaster™ Tester .....E-4
Lock Stations.....B-97
Lockout Tagout Kits B-93 – B-96
Lockout Tags.....B-100
Lockout/Tagout.... B-93 – B-112
Lockouts, Breaker B-97 – B-99
Long-Arm Cable Cutter.....B-30
Long-Nose Pliers .....B-22
Lubricants, Wire .....B-8
Luminaire Disconnects .....A-17

M
Measuring Tape, Conduit ...B-12
Measuring Tapes .....B-26
Mechanical Indentor .....B-25
Merlin™ Cable Cutter.....B-29
Meter, Light..... D-15
Meters, Ground Resistance D-15
MiniLite-Strip™ Optical Fiber Stripper .....E-16
MiniTracker™ PRO Tester ....E-4
Modular Plugs.....E-10
Mounting Bases .....B-74
Mounting Pads .....B-74
MudBug® Utility Wire Connector .....A-10
MULETAPE® .....B-12
Multi-Crimp Strip Tool.....B-19
Tool .....B-23
Multimeters..... D-13

N
Network Installer Kit .....E-16
Network Kit .....E-13
NM Wire Stripper.....B-18
Noalox® Anti-Oxidant .....B-11
Nutdrivers .....B-37
Insulated .....B-47
Nutmaster®.....B-37
Set .....B-37

O
Off-Set Screwdriver .....B-36
OmniSeal™ PRO XL Compression Tool .....E-5

P
Padlocks.....B-100
Phillips Screwdriver .....B-35
Pilot Bit.....B-62
Drill ..... B-58, B-61
Plenum Cable Ties .....B-71
Pliers
Diagonal .....B-22
Lineman's .....B-22
Long-Nose .....B-22
Slip-Joint.....B-23
Tongue & Groove .....B-22
Plug Lockouts .....B-98
Plugs, Modular .....E-10
Pneumatic Wire Strippers ...C-11
Pocket Knife .....B-27
Pocket Pal® Tool Holster ....B-51
Pouches ..... B-50, B-52
Power Spade Bits .....B-63
PowerBlade™ Cable Cutter ..B-29
PowerPlug® Luminaire Disconnects .....A-17
Powr-Fish® Pull Line .....B-12
Powr-Polish™ Abrasives ...B-114
Powr-Tie™ Cable Ties ..... B-72, B-73
Premise MULETAPE®.....B-12
PrepPRO® Coax/UTP Cable Stripper .....E-11
Pro-Pull™ Rope.....B-13
Probe Pic & Spudger .....E-9
Pull Line.....B-12
Pulling Supplies .....B-12
Punch Down Tool.....E-9
Push-In Wire Connectors ...A-15

Q
Quick-Change Screwdriver. .B-37

R
Ratch-a-Nut™ Screwdriver ..B-32
Ratchet Crimp Tool .....B-25
Ratcheting Cable Cutter ....B-30
Receptacle Tester..... D-14
Reciprocating Blades B-67, B-68
Reflex™ Premium T®-Stripper Wire Strippers .....B-17
Reflex™ Super T®-Stripper Wire Strippers .....B-17
Repair Kits.....B-6
Replacement Lead Screws ..B-64
Resurfacer.....B-113
Ring Terminals .....A-30
Ringer™ Adjustable Blade Strippers .....E-11
Rope.....B-13
Rotary Switches .....B-82
Rotation Tester ..... D-15

S
S-Class® Fish Tapes.....B-5
Safety Signs.....B-101
Saw.....B-27
Scissors .....E-12
Screwdriver Bits.....B-40
Combo Head™ .....B-36
Cushioned-Grip .....B-34
Offset.....B-36
Quick Change .....B-37
Quick-Rotating.....B-36
Sets .....B-34
Screwdrivers .....B-31
Cabinet .....B-35
Electronics .....B-38
Heavy-Duty.....B-35
Insulated .....B-46
Phillips.....B-35
Square.....B-35
Twist-a-Nut™ .....B-32
Screws Grounding.....A-20
Replacement .....B-64
Scribes, Fiber Optic .....E-17
SecuriTEST® PRO Security Tester .....E-3
Security Tester, SecuriTEST® PRO .....E-3
Sequence Tester..... D-15
Set Screw Holder .....A-33
Set Screw Wire Connectors A-33
Sharpening File.....B-64
Shims, Spacer .....B-76
Shoulder Straps .....B-51
SignalTEK® Data Tester.....E-3
Signs.....B-101
SirNickless™ Cutter .....B-25
Slip-Joint Pliers.....B-23
SmoothStart™ Pilot Drill.....B-58
Socket, Wire Connector.....A-13
Spacer Shims .....B-76
Spade Terminals.....A-30
Specialty Testers..... D-12
SpinTwist® Wire Connector Socket .....A-13
SpliceLine® In-line Wire Connectors .....A-15
Splices .....A-32
Split-Jaw™ Smart Meter ... D-17
Splitters .....E-13
Square Screwdriver .....B-35
Stainless Steel Fish Tapes....B-4
Staples .....B-77
Step Bits.....B-57
Step Drill Bits .....B-57
Strain Relief Boots .....E-11
Streetlight Kits.....A-23
Stripmaster® Wire Stripper ...C-5
Accessories .....C-6
Blades .....C-6
Fiber Stripper .....E-17
Lite Wire Stripper .....C-5
Strippers Cable.....E-11
Coax Wire .....E-11, E-12
Fiber.....E-16, E-17
Wire.....E-12
Stud Bushings.....B-76
SureTest® Circuit Analyzer . D-11
SureTrace™ Circuit Tracers..... D-4, D-5
Switches..... B-79 – B-84
Appliance .....B-83
Pull Chain .....B-82
Push-Button .....B-83
Rocker.....B-84
Rotary .....B-82
Toggle ..... B-79 – B-81
Swivel Ball .....B-6

T
T-90™ Wire Stripper.....B-17
T®-Cutter Wire Cutter .....B-19
T®-Cutter, Data.....E-12
T®-Stripper Wire Strippers ..B-17
Tags .....B-100
Tap Connectors.....A-37
Tapes .....B-102
Technician's Kit.....E-15
Telemaster™ Crimp Tool ....E-9
Telephone Repair Kit.....E-10
Terminal Strips .....A-34
Terminals Ring.....A-30
Spade .....A-30
Termination Kit.....E-15
Test Leads ..... D-16
Test-Tone-Trace Kit.....E-4


INDEX

## T

Testers
- Circuit . . . . . D-14
- DataComm . . . . . E-3
- Insulation . . . . . D-15
- LinkMaster™ . . . . . E-4
- MiniTracker™ PRO . . . . . E-4
- Receptacle . . . . . D-14
- Rotation . . . . . D-15
- SecuriTEST® PRO . . . . . E-3
- Sequence . . . . . D-15
- SignalTEK® Data . . . . . E-3
- Specialty . . . . D-12, D-14, D-15
- TRACETone® . . . . . E-4
- VDV Cable . . . . . E-4
- Voltage . . . . . D-14

Thermo-Shrink® Heat Shrink Tubing . . . . . B-87 – B-90

Thermocouple . . . . . D-16

Ties
- Cable . . . . . B-70
- Identification . . . . . B-70

TightSight™ Clamp Meters . . D-7

Tin Snips . . . . . B-25

Tip Replacements, Fish Tape B-6

TKO™ Carbide Hole Cutters B-58

Toggle Switches . . . . B-79 – B-81

Tongue & Groove Pliers . . . . B-22

Tool
- Carriers . . . . . B-50
- Holster . . . . . B-51
- Kits . . . . . B-52
- Pouches . . . . . B-50

Tools . . . . . B-24
- Cable Slitting . . . . . B-19, E-12
- Combo . . . . . B-19
- Compression . . . . . E-5
- Connector Installation . . . . E-8
- Crimp . . . . . B-19, B-23, E-7, E-8, E-9
- Deburring . . . . . B-33
- Engraving . . . . . B-26
- Flexible Bit Placement . . . B-63
- Insulated . . . . . B-47
- Punch Down . . . . . E-9

TRACETone® Tester . . . . . E-4

TRI-BORE™ Hole Saws . . . . . B-62

Tuff-Grip™ Pro Accessories B-6

Tuff-Rod™ Fishing Poles . . . . . B-7

Tuff-Tote™ Tool Pouches/Carriers . . . . . B-50

Twist-a-Nut™ Screwdrivers . . . . . B-32, B-33

Twist-On Wire Connectors . . . . . A-6, E-8

Twister® Al/Cu Wire Connector . . . . . A-10

Twister® Pro Wire Connector A-8

Twister® Wire Connector . . . . A-8

## U

UF Cable Stripper . . . . . B-18

UnderGround™ Wire Connector . . . . . A-9

Utility
- Knife . . . . . B-27
- Wire Connector . . . . . A-10

UTP Cable Stripper . . . . . E-11

## V

V-Notch Stripper . . . . . B-18

Valu-Line™ Pull Line . . . . . B-12

VDV Cable Tester . . . . . E-4

VDV II Cable Verifier . . . . . E-3

Velocity™ Wire Pulling Lubricant . . . . . B-11

Visual Fault Finder . . . . . E-16

Volt-Guard Fish Tapes . . . . . B-5

Voltage
- Markers . . . . . B-101
- Testers . . . . . D-14

## W

WeatherProof™ Wire Connector . . . . . A-9

Wing-Nut® Wire Connectors . . . . . A-7

WingTwist™ Wire Connector . . . . . A-12, A-13

Wipes . . . . . B-25

Wire Connectors
- B-CAP® . . . . . A-11
- B-Twist™ . . . . . A-11
- Grounding . . . . . A-7
- In-Sure® Push-In . . . . . A-15
- MudBug® Utility . . . . . A-10
- Push-In . . . . . A-15
- Set Screw . . . . . A-33
- SpliceLine® . . . . . A-15
- Twister® . . . . . A-8
- Twister® Al/Cu . . . . . A-10
- Twister® Pro . . . . . A-8
- Twist-On . . . . . A-6, E-8
- UnderGround . . . . . A-9
- Utility . . . . . A-10
- WeatherProof™ . . . . . A-9
- WingTwist™ . . . . . A-12, A-13
- WireTwist™ . . . . . A-12, A-13
- Wing-Nut® . . . . . A-7
- Wire-Nut® . . . . . A-6

Wire
- Cutter . . . . . B-19
- Fishing . . . . . B-3
- Lubricants . . . . . B-8
- Management . . . . . B-69
- Markers . . . . . B-78

Wire Pulling Lubricant,
- ClearGlide™ . . . . . B-9
- Velocity™ . . . . . B-11
- Yellow 77® . . . . . B-9
- Yellow 77® Plus . . . . . B-9

Wire Pulling Supplies . . . . . B-12

Wire Strippers . . . . . B-17, E-12
- Coax . . . . . E-12
- Custom Stripmaster® . . . . . C-7
- Custom Stripmaster® Lite C-8
- Insulated . . . . . B-18
- Pneumatic . . . . . C-11
- Stripmaster® . . . . . C-5
- Stripmaster® Lite . . . . . C-5

Wire-Nut® Wire Connectors A-6

WireTwist™ Wire Connector . . . . . A-12, A-13

Wood Boring Bits . . . . . B-64
- Kits . . . . . B-65

Wrenches . . . . . B-26

## Y

Yellow 77® Plus Wire Pulling Lubricant . . . . . B-9

Yellow 77® Wire Pulling Lubricant . . . . . B-9

## Z

Zipper Pouches . . . . . B-52

Zoom™ Fish Tapes . . . . . B-4

| Item | Page |
|---|---|
| 158050 | E-3 |
| 158051 | E-3 |
| 158053 | E-3 |
| 772271 | B-76 |
| 772451 | B-76 |
| 772453 | B-76 |
| 774000 | B-79 |
| 774002 | B-80 |
| 774003 | B-79 |
| 774005 | B-79 |
| 774007 | B-80 |
| 774008 | B-79 |
| 774009 | B-79 |
| 774010 | B-79 |
| 774011 | B-79 |
| 774013 | B-79 |
| 774014 | B-79 |
| 774015 | B-79 |
| 774016 | B-79 |
| 774017 | B-80 |
| 774018 | B-80 |
| 774019 | B-81 |
| 774020 | B-81 |
| 774021 | B-83 |
| 774022 | B-83 |
| 774027 | B-79 |
| 774031 | B-82 |
| 774032 | B-82 |
| 774034 | B-82 |
| 774035 | B-82 |
| 774037 | B-82 |
| 774038 | B-83 |
| 774039 | B-83 |
| 774045 | B-84 |
| 774056 | B-84 |
| 774061 | B-82 |
| 774062 | B-82 |
| 774085 | B-83 |
| 774093 | B-79 |
| 774096 | B-80 |
| 774097 | B-80 |
| 774113 | B-76 |
| 774136 | B-76 |
| 775101 | B-78 |
| 775102 | B-78 |
| 775103 | B-78 |
| 775104 | B-78 |
| 775111 | B-85 |
| 776111 | B-85 |
| 776211 | B-85 |
| 776311 | B-85 |
| 777111 | B-85 |
| 777112 | B-85 |
| 777121 | B-84 |
| 777131 | B-85 |
| 777211 | B-85 |
| 777212 | B-85 |
| 777221 | B-84 |
| 777231 | B-85 |
| 777311 | B-85 |
| 777321 | B-84 |
| 777331 | B-85 |
| 778111 | B-85 |
| 778211 | B-85 |
| 10-398 | B-51 |
| 10-466 | B-50 |
| 11-113 | B-26 |
| 11-200 | B-26 |
| 11-201 | B-26 |
| 172451L | B-76 |
| 20-LC | A-27 |
| 20-LC-U | A-27 |
| 2006S | A-21 |
| 2006SB | A-21 |
| 2007 | A-21 |
| 2007B | A-21 |
| 2011S | A-21 |
| 2011SB | A-21 |
| 2014 | A-21 |
| 2014B | A-21 |
| 20U | A-27 |
| 23-001 | B-114 |
| 23-002 | B-114 |
| 23-003 | B-114 |
| 23-004 | B-114 |
| 23-005 | B-114 |
| 23-006 | B-114 |
| 23-007 | B-114 |
| 23-008 | B-114 |
| 23-027 | B-114 |
| 23-035S | B-114 |
| 23-036S | B-114 |
| 23-041S | B-114 |
| 23-042S | B-114 |
| 30-024 | B-11 |
| 30-026 | B-11 |
| 30-030 | B-11 |
| 30-031 | B-11 |
| 30-032 | B-11 |
| 30-040 | B-11 |
| 30-059 | A-6 |
| 30-065 | A-10 |
| 30-071 | A-6 |
| 30-072 | A-6 |
| 30-073 | A-6 |
| 30-073J | A-6 |
| 30-074 | A-6 |
| 30-074J | A-6 |
| 30-076 | A-6 |
| 30-076J | A-6 |
| 30-082 | A-17 |
| 30-083 | A-17 |
| 30-087J | A-15 |
| 30-088J | A-15 |
| 30-090J | A-15 |
| 30-092 | A-7 |
| 30-092J | A-7 |
| 30-102 | A-17 |
| 30-1032 | A-15 |
| 30-1032J | A-15 |
| 30-1033 | A-15 |
| 30-1033J | A-15 |
| 30-1034 | A-15 |
| 30-1034J | A-15 |
| 30-1039 | A-15 |
| 30-1039J | A-15 |
| 30-103X | A-17 |
| 30-1042 | A-15 |
| 30-1042J | A-15 |
| 30-1066 | A-9 |
| 30-1160 | A-9 |
| 30-1161 | A-9 |
| 30-1162 | A-9 |
| 30-1163 | A-9 |
| 30-1216 | B-11 |
| 30-1260 | A-9 |
| 30-1261J | A-9 |
| 30-1262J | A-9 |
| 30-1263J | A-9 |
| 30-1264 | A-9 |
| 30-1342S | A-15 |
| 30-1361 | A-9 |
| 30-1362 | A-9 |
| 30-1363 | A-9 |
| 30-144 | A-8 |
| 30-146 | A-33 |
| 30-148 | A-33 |
| 30-1632 | A-15 |
| 30-1633 | A-15 |
| 30-1634 | A-15 |
| 30-1642 | A-15 |
| 30-165 | A-10 |
| 30-2091 | A-13 |
| 30-210 | A-33 |
| 30-211 | A-33 |
| 30-222 | A-33 |
| 30-2255 | A-17 |
| 30-2257 | A-17 |
| 30-244J | A-8 |
| 30-245 | A-33 |
| 30-249 | A-33 |
| 30-251 | A-6 |
| 30-252 | A-6 |
| 30-253 | A-6 |
| 30-259 | A-6 |
| 30-265 | A-10 |
| 30-271 | A-6 |
| 30-272 | A-6 |
| 30-273 | A-6 |
| 30-274 | A-6 |
| 30-276 | A-6 |
| 30-292 | A-7 |
| 30-310 | A-33 |
| 30-311 | A-33 |
| 30-3183 | A-19 |
| 30-3184 | A-19 |
| 30-3194 | A-20 |
| 30-3201 | A-19 |
| 30-322 | A-33 |
| 30-3284 | A-19 |

| Item | Page |
|---|---|
| 30-3285 | A-19 |
| 30-3286 | A-19 |
| 30-3287 | A-19 |
| 30-3288 | A-19 |
| 30-3289 | A-19 |
| 30-330 | B-33 |
| 30-331 | B-33 |
| 30-333 | B-33 |
| 30-3310 | A-19 |
| 30-3311 | A-19 |
| 30-3385 | A-19 |
| 30-3390 | A-19 |
| 30-3392 | A-19 |
| 30-3394 | A-19 |
| 30-3396 | A-19 |
| 30-3399 | A-19 |
| 30-340 | A-8 |
| 30-3402 | A-19 |
| 30-3404 | A-19 |
| 30-341 | A-8 |
| 30-3410 | A-19 |
| 30-3412 | A-19 |
| 30-3413 | A-19 |
| 30-341J | A-8 |
| 30-342 | A-8 |
| 30-3429 | B-23 |
| 30-3430 | B-22 |
| 30-3470 | A-20 |
| 30-3471 | A-20 |
| 30-3480 | A-19 |
| 30-3496 | A-19 |
| 30-3498 | A-19 |
| 30-352J | A-17 |
| 30-353XJ | A-17 |
| 30-3570 | A-20 |
| 30-3571 | A-20 |
| 30-3580 | A-19 |
| 30-3594 | A-20 |
| 30-360Y | A-10 |
| 30-3627 | A-6 |
| 30-3628 | A-6 |
| 30-3629 | A-6 |
| 30-365 | A-10 |
| 30-372 | A-17 |
| 30-382J | A-17 |
| 30-383X | A-17 |
| 30-410 | A-21 |
| 30-411 | A-21 |
| 30-412 | A-21 |
| 30-428 | B-19 |
| 30-429 | B-23 |
| 30-430 | B-22 |
| 30-433 | B-19, E-8 |
| 30-441J | A-8 |
| 30-445 | A-21 |
| 30-447 | A-21 |
| 30-451 | A-7 |
| 30-451J | A-7 |
| 30-452 | A-7 |
| 30-452J | A-7 |
| 30-454 | A-7 |
| 30-481 | E-7 |
| 30-482 | E-7 |
| 30-496 | E-9 |
| 30-500 | E-7 |
| 30-502 | E-7 |
| 30-503 | E-7 |
| 30-506 | E-7 |
| 30-510 | A-21 |
| 30-511 | A-21 |
| 30-512 | A-21 |
| 30-515 | A-21 |
| 30-517 | A-21 |
| 30-521 | E-7 |
| 30-522 | E-7 |
| 30-556 | E-7 |
| 30-559 | E-7 |
| 30-560 | E-7 |
| 30-573 | E-7 |
| 30-576 | E-7 |
| 30-577 | E-7 |
| 30-578 | E-7 |
| 30-581 | E-7 |
| 30-582 | E-7 |
| 30-587 | E-7 |
| 30-591 | E-7 |
| 30-593 | E-7 |
| 30-572 | E-7 |
| 30-579 | E-7 |
| 30-580 | E-7 |
| 30-586 | E-7 |
| 30-594 | E-7 |
| 30-599 | E-7 |
| 30-6064 | A-9 |
| 30-610 | A-21 |
| 30-6162 | A-9 |
| 30-640J | A-8 |
| 30-641 | A-8 |
| 30-642 | A-8 |
| 30-644J | A-8 |
| 30-645 | A-33 |
| 30-646 | A-33 |
| 30-648 | A-33 |
| 30-649 | A-33 |
| 30-651 | A-7 |
| 30-651J | A-7 |
| 30-652 | A-7 |
| 30-652J | A-7 |
| 30-654 | A-7 |
| 30-673 | A-6 |
| 30-674 | A-6 |
| 30-682 | A-17 |
| 30-683 | A-17 |
| 30-687 | A-15 |
| 30-688 | A-15 |
| 30-690 | A-15 |
| 30-696 | E-9 |
| 30-765 | A-10 |
| 30-793 | E-5 |
| 30-803 | A-6 |
| 30-841 | A-8 |
| 30-842 | A-8 |
| 30-851 | A-7 |
| 30-852 | A-7 |
| 30-872 | A-6 |
| 30-873 | A-6 |
| 30-902 | A-13 |
| 30-9429 | B-47 |
| 30-9430 | B-47 |
| 30-944 | A-8 |
| 30-B2216 | A-24 |
| 30-C1212 | A-24 |
| 30-C1212D | A-24 |
| 30-C1212N | A-24 |
| 30-C1212P | A-24 |
| 30-C1216 | A-24 |
| 30-C1216D | A-24 |
| 30-C1216N | A-24 |
| 30-C1216P | A-24 |
| 30-C1222 | A-25 |
| 30-C1222N | A-25 |
| 30-C1226 | A-25 |
| 30-C1226N | A-25 |
| 30-C1616 | A-24 |
| 30-C1616D | A-24 |
| 30-C1616N | A-24 |
| 30-C1616P | A-24 |
| 30-C1622 | A-25 |
| 30-C1622N | A-25 |
| 30-C1626 | A-25 |
| 30-C1626N | A-25 |
| 30-C2012 | A-24 |
| 30-C2012N | A-24 |
| 30-C2012T | A-24 |
| 30-C2016 | A-24 |
| 30-C2016N | A-24 |
| 30-C2016T | A-24 |
| 30-C2022 | A-25 |
| 30-C2022N | A-25 |
| 30-C2026 | A-25 |
| 30-C2026N | A-25 |
| 30-C2216 | A-24 |
| 30-C2216N | A-24 |
| 30-C2216T | A-24 |
| 30-C2222 | A-25 |
| 30-C2222N | A-25 |
| 30-C2226 | A-25 |
| 30-C2226N | A-25 |
| 30-C2616 | A-24 |
| 30-C2616N | A-24 |
| 30-C2616T | A-24 |
| 30-C2626 | A-25 |
| 30-C2626N | A-25 |
| 30-HC2 | A-25 |
| 30-HC6 | A-25 |
| 30-HS2 | A-25 |
| 30-S1212 | A-24 |
| 30-S1212D | A-24 |
| 30-S1212N | A-24 |
| 30-S1212P | A-24 |
| 30-S1222 | A-25 |
| 30-S1222N | A-25 |
| 30-S2212 | A-24 |
| 30-S2212D | A-25 |

| Item | Page |
|---|---|
| 30-S2212N | A-24 |
| 30-S2212T | A-24 |
| 30-S2222 | A-25 |
| 30-S2222D | A-25 |
| 30-S2222N | A-25 |
| 30-S2222P | A-25 |
| 31-004 | B-4 |
| 31-010 | B-4 |
| 31-012 | B-4 |
| 31-033 | B-4 |
| 31-035 | B-4 |
| 31-036 | B-4 |
| 31-038 | B-4 |
| 31-050 | B-4 |
| 31-051 | B-4 |
| 31-052 | B-4 |
| 31-055 | B-4 |
| 31-056 | B-4 |
| 31-057 | B-4 |
| 31-058 | B-4 |
| 31-059 | B-4 |
| 31-060 | B-5 |
| 31-061 | B-5 |
| 31-062 | B-5 |
| 31-063 | B-5 |
| 31-064 | B-5 |
| 31-065 | B-5 |
| 31-066 | B-4 |
| 31-067 | B-4 |
| 31-074 | B-4 |
| 31-085 | B-6 |
| 31-086 | B-5 |
| 31-087 | B-5 |
| 31-088 | B-5 |
| 31-090 | B-4 |
| 31-091 | B-4 |
| 31-092 | B-4 |
| 31-093 | B-4 |
| 31-094 | B-6 |
| 31-096 | B-4 |
| 31-141 | B-5 |
| 31-144 | B-5 |
| 31-148 | B-6 |
| 31-150 | B-5 |
| 31-152 | B-5 |
| 31-155 | B-5 |
| 31-156 | B-6 |
| 31-158 | B-6 |
| 31-159 | B-6 |
| 31-160 | B-5 |
| 31-162 | B-5 |
| 31-164 | B-6 |
| 31-165 | B-5 |
| 31-166 | B-6 |
| 31-186 | B-5 |
| 31-187 | B-5 |
| 31-189 | B-5 |
| 31-190 | B-5 |
| 31-200 | B-5 |
| 31-201 | B-5 |
| 31-202 | B-5 |
| 31-203 | B-6 |
| 31-207 | B-5 |
| 31-208 | B-5 |
| 31-2128 | B-4 |
| 31-2143 | B-9 |
| 31-276 | B-11 |
| 31-277 | B-11 |
| 31-278 | B-11 |
| 31-291 | B-10 |
| 31-295 | B-10 |
| 31-298 | B-10 |
| 31-2982 | B-4 |
| 31-314 | B-12 |
| 31-315 | B-12 |
| 31-322 | B-13 |
| 31-323 | B-13 |
| 31-324 | B-13 |
| 31-325 | B-13 |
| 31-326 | B-13 |
| 31-327 | B-13 |
| 31-338 | B-12 |
| 31-340 | B-12 |
| 31-344 | B-12 |
| 31-347 | B-12 |
| 31-348 | B-12 |
| 31-351 | B-9 |
| 31-355 | B-9 |
| 31-358 | B-9 |
| 31-365 | B-9 |
| 31-371 | B-10 |
| 31-375 | B-10 |
| 31-378 | B-10 |
| 31-381 | B-9 |
| 31-385 | B-9 |
| 31-3855 | B-10 |
| 31-388 | B-9 |
| 31-391 | B-9 |
| 31-395 | B-9 |
| 31-398 | B-9 |
| 31-421 | B-10 |
| 31-425 | B-10 |
| 31-435 | B-10 |
| 31-466 | B-13 |
| 31-467 | B-13 |
| 31-468 | B-13 |
| 31-469 | B-13 |
| 31-470 | B-13 |
| 31-471 | B-13 |
| 31-472 | B-13 |
| 31-473 | B-13 |
| 31-475 | B-13 |
| 31-476 | B-13 |
| 31-477 | B-13 |
| 31-479 | B-13 |
| 31-480 | B-13 |
| 31-481 | B-13 |
| 31-541 | B-6 |
| 31-542 | B-5 |
| 31-544 | B-5 |
| 31-552 | B-5 |
| 31-554 | B-5 |
| 31-601 | B-11 |
| 31-605 | B-11 |
| 31-611 | B-7 |
| 31-612 | B-7 |
| 31-631 | B-7 |
| 31-633 | B-7 |
| 31-643 | B-7 |
| 31-644 | B-7 |
| 31-647 | B-7 |
| 31-648 | B-7 |
| 31-651 | B-7 |
| 31-652 | B-7 |
| 31-839 | B-13 |
| 31-840 | B-13 |
| 31-841 | B-13 |
| 31-844 | B-13 |
| 31-845 | B-13 |
| 31-846 | B-13 |
| 31-849 | B-13 |
| 31-850 | B-13 |
| 31-851 | B-13 |
| 31-853 | B-13 |
| 31-854 | B-13 |
| 31-855 | B-13 |
| 31-856 | B-13 |
| 31-857 | B-13 |
| 33-396 | E-9 |
| 33-410 | E-14 |
| 33-505 | E-15 |
| 33-506 | E-16 |
| 33-620 | E-14 |
| 33-622 | E-14 |
| 33-632 | E-5 |
| 33-639 | E-14 |
| 33-700 | E-9, E-15 |
| 33-704 | E-15 |
| 33-706 | E-13 |
| 33-719 | E-10 |
| 33-750 | E-15 |
| 33-793 | E-13 |
| 33-856 | E-4 |
| 33-864 | E-4 |
| 33-866 | E-4 |
| 33-892 | E-3 |
| 33-892-BP | E-3 |
| 33-928 | E-16 |
| 33-931 | E-16 |
| 34-001 | B-48 |
| 34-002 | B-48 |
| 34-003 | B-48 |
| 34-012 | B-48 |
| 34-015 | B-48 |
| 34-016 | B-48 |
| 35-001 | B-25 |
| 35-008 | B-23 |
| 35-019 | B-26 |
| 35-020 | B-26 |
| 35-021 | B-26 |
| 35-028 | B-22 |
| 35-029 | B-22 |
| 35-031 | B-30 |
| 35-031B | B-30 |

| Item | Page |
|---|---|
| 35-032 | B-30 |
| 35-032B | B-30 |
| 35-033 | B-30 |
| 35-033B | B-30 |
| 35-036 | B-22 |
| 35-038 | B-22 |
| 35-046 | E-8 |
| 35-052 | B-23 |
| 35-053 | B-30 |
| 35-056 | B-30 |
| 35-057 | B-30 |
| 35-075 | B-33 |
| 35-076 | B-29 |
| 35-077 | B-29 |
| 35-078 | B-29 |
| 35-083 | B-33 |
| 35-085 | B-30 |
| 35-088 | E-12 |
| 35-093 | E-12 |
| 35-096 | B-33 |
| 35-097 | B-33 |
| 35-098 | B-33 |
| 35-100 | B-23 |
| 35-102 | B-23 |
| 35-1091 | E-12 |
| 35-1298 | B-34 |
| 35-1299 | B-37 |
| 35-1300 | B-34 |
| 35-1301 | B-34 |
| 35-1302 | B-37 |
| 35-146 | B-27 |
| 35-147 | B-27 |
| 35-150 | B-35 |
| 35-151 | B-35 |
| 35-152 | B-35 |
| 35-154 | B-35 |
| 35-156 | B-35 |
| 35-158 | B-35 |
| 35-161 | B-35 |
| 35-164 | B-35 |
| 35-166 | B-35 |
| 35-168 | B-35 |
| 35-183 | B-35 |
| 35-184 | B-35 |
| 35-186 | B-35 |
| 35-187 | B-26 |
| 35-188 | B-35 |
| 35-189 | B-26 |
| 35-190 | B-35 |
| 35-191 | B-35 |
| 35-192 | B-26 |
| 35-193 | B-35 |
| 35-194 | B-35 |
| 35-195 | B-35 |
| 35-196 | B-35 |
| 35-200 | B-36 |
| 35-202 | B-36 |
| 35-203 | B-36 |
| 35-204 | B-36 |
| 35-205 | B-26 |
| 35-210 | B-26 |
| 35-219 | B-36 |
| 35-238 | B-26 |
| 35-242 | B-26 |
| 35-260 | B-27 |
| 35-261 | B-27 |
| 35-262 | B-27 |
| 35-264 | B-27 |
| 35-271 | B-27 |
| 35-272 | B-27 |
| 35-273 | B-27 |
| 35-274 | B-27 |
| 35-275 | B-27 |
| 35-285 | B-27 |
| 35-286 | B-27 |
| 35-287 | B-27 |
| 35-290 | B-37 |
| 35-291 | B-37 |
| 35-292 | B-37, B-61 |
| 35-293 | B-37 |
| 35-294 | B-37 |
| 35-295 | B-37 |
| 35-296 | B-37 |
| 35-297 | B-34 |
| 35-298 | B-34 |
| 35-299 | B-37 |
| 35-300 | B-27 |
| 35-301 | B-27 |
| 35-3028 | B-22 |
| 35-3029 | B-22 |
| 35-3038 | B-22 |
| 35-3052 | B-23 |
| 35-311 | B-50 |
| 35-312 | B-50 |
| 35-316 | B-51 |
| 35-325 | B-50 |
| 35-338 | B-51 |
| 35-340 | B-60 |
| 35-341 | B-60 |
| 35-342 | B-60 |
| 35-3420 | B-22 |
| 35-343 | B-60 |
| 35-344 | B-60 |
| 35-345 | B-60 |
| 35-346 | B-60 |
| 35-347 | B-60 |
| 35-348 | B-60 |
| 35-349 | B-60 |
| 35-350 | B-60 |
| 35-351 | B-60 |
| 35-352 | B-60 |
| 35-353 | B-60 |
| 35-354 | B-60 |
| 35-355 | B-60 |
| 35-356 | B-60 |
| 35-357 | B-60 |
| 35-358 | B-60 |
| 35-359 | B-60 |
| 35-360 | B-60 |
| 35-361 | B-60 |
| 35-362 | B-60 |
| 35-363 | B-60 |
| 35-364 | B-60 |
| 35-365 | B-60 |
| 35-366 | B-60 |
| 35-367 | B-60 |
| 35-368 | B-60 |
| 35-369 | B-60 |
| 35-370 | B-60 |
| 35-371 | B-60 |
| 35-372 | B-60 |
| 35-373 | B-60 |
| 35-374 | B-60 |
| 35-375 | B-60 |
| 35-376 | B-60 |
| 35-377 | B-60 |
| 35-378 | B-60 |
| 35-379 | B-60 |
| 35-380 | B-60 |
| 35-381 | B-60 |
| 35-382 | B-60 |
| 35-383 | B-60 |
| 35-384 | B-60 |
| 35-385 | B-60 |
| 35-386 | B-60 |
| 35-387 | B-60 |
| 35-388 | B-60 |
| 35-389 | B-60 |
| 35-390 | B-60 |
| 35-391 | B-61 |
| 35-393 | B-61, B-62 |
| 35-394 | B-61, B-62 |
| 35-396 | B-61 |
| 35-397 | B-61 |
| 35-398 | B-61 |
| 35-399 | B-60 |
| 35-400 | B-61 |
| 35-401 | B-61 |
| 35-402 | B-52 |
| 35-403 | B-52 |
| 35-404 | B-36 |
| 35-406 | B-36 |
| 35-407 | E-9 |
| 35-410 | B-51 |
| 35-416 | B-27 |
| 35-418 | B-51 |
| 35-420 | B-22 |
| 35-426 | B-22 |
| 35-427 | B-51 |
| 35-430 | B-22 |
| 35-440 | B-22 |
| 35-441 | B-52 |
| 35-462 | B-51 |
| 35-473 | E-9 |
| 35-474 | B-51 |
| 35-478 | E-9 |
| 35-479 | E-9 |
| 35-485 | E-9 |
| 35-495 | E-9 |
| 35-497 | E-9 |
| 35-505 | B-51 |
| 35-511 | B-57 |
| 35-512 | B-57 |
| 35-513 | B-57 |

| Item | Page |
|---|---|
| 35-514 | B-57 |
| 35-515 | B-57 |
| 35-516 | B-57 |
| 35-517 | B-57 |
| 35-518 | B-61 |
| 35-520 | B-57 |
| 35-521 | B-57 |
| 35-522 | B-57 |
| 35-523 | B-57 |
| 35-524 | B-57 |
| 35-535 | B-52 |
| 35-536 | B-61 |
| 35-537 | B-61 |
| 35-538 | B-61 |
| 35-5792 | B-55 |
| 35-5799 | B-55 |
| 35-5805 | B-54 |
| 35-598 | B-63 |
| 35-599 | B-63 |
| 35-655 | B-52 |
| 35-688 | B-32 |
| 35-690 | B-35 |
| 35-691 | B-35 |
| 35-692 | B-35 |
| 35-693 | B-35 |
| 35-694 | B-35 |
| 35-695 | B-35 |
| 35-726 | B-66 |
| 35-727 | B-66 |
| 35-728 | B-66 |
| 35-729 | B-66 |
| 35-730 | B-66 |
| 35-731 | B-66 |
| 35-732 | B-66 |
| 35-781 | B-25 |
| 35-781-1 | B-25 |
| 35-782 | B-25 |
| 35-784BLK | B-51 |
| 35-790 | B-54 |
| 35-794 | B-55 |
| 35-800 | B-53 |
| 35-808 | B-53 |
| 35-809 | B-52 |
| 35-810 | B-66 |
| 35-811 | B-66 |
| 35-812 | B-66 |
| 35-813 | B-66 |
| 35-814 | B-66 |
| 35-815 | B-66 |
| 35-816 | B-66 |
| 35-817 | B-66 |
| 35-819 | B-64, B-65 |
| 35-820 | B-66 |
| 35-821 | B-66 |
| 35-822 | B-66 |
| 35-823 | B-66 |
| 35-824 | B-66 |
| 35-825 | B-66 |
| 35-826 | B-66 |
| 35-827 | B-66 |
| 35-828 | B-66 |
| 35-829 | B-66 |
| 35-862 | B-65 |
| 35-864 | B-65 |
| 35-866 | B-65 |
| 35-868 | B-65 |
| 35-870 | B-63 |
| 35-871 | B-63 |
| 35-872 | B-63 |
| 35-892 | B-66 |
| 35-893 | B-66 |
| 35-896 | B-66 |
| 35-897 | B-66 |
| 35-898 | B-66 |
| 35-899 | B-66 |
| 35-9029 | B-47 |
| 35-9038 | B-47 |
| 35-9052 | B-47 |
| 35-908 | B-32 |
| 35-910 | B-33 |
| 35-9100 | B-44 |
| 35-9101 | B-44 |
| 35-9102 | B-45 |
| 35-9103 | B-45 |
| 35-9104 | B-46 |
| 35-9108 | B-44 |
| 35-911 | B-32 |
| 35-912 | B-32 |
| 35-913 | B-32 |
| 35-914 | B-32 |
| 35-915 | B-32 |
| 35-9147 | B-46 |
| 35-9148 | B-46 |
| 35-9149 | B-46 |
| 35-915 | B-32 |
| 35-9150 | B-46 |
| 35-9151 | B-46 |
| 35-9166 | B-46 |
| 35-9168 | B-46 |
| 35-9169 | B-46 |
| 35-9170 | B-46 |
| 35-9172 | B-46 |
| 35-9193 | B-46 |
| 35-9194 | B-46 |
| 35-9196 | B-46 |
| 35-922 | B-32 |
| 35-923 | B-32 |
| 35-926 | B-33 |
| 35-927 | B-33 |
| 35-9290 | B-46 |
| 35-9291 | B-46 |
| 35-9292 | B-46 |
| 35-9293 | B-46 |
| 35-9294 | B-46 |
| 35-9295 | B-46 |
| 35-9296 | B-46 |
| 35-9297 | B-46 |
| 35-9305 | B-45 |
| 35-932 | B-37 |
| 35-933 | B-37 |
| 35-933STD | B-37 |
| 35-933TP | B-37 |
| 35-934 | B-37 |
| 35-9340 | B-47 |
| 35-9350 | B-46 |
| 35-9351 | B-46 |
| 35-9352 | B-46 |
| 35-940 | B-33 |
| 35-941 | B-33 |
| 35-942 | B-33 |
| 35-943 | B-33 |
| 35-9430 | B-47 |
| 35-950 | B-50 |
| 35-950BLK | B-50 |
| 35-965 | B-51 |
| 35-965BLK | B-51 |
| 35-969 | B-50 |
| 35-9690 | B-46 |
| 35-9691 | B-46 |
| 35-9693 | B-46 |
| 35-9695 | B-46 |
| 35-971 | B-66 |
| 35-972 | B-66 |
| 35-975 | B-50 |
| 35-975BLK | B-50 |
| 35-976 | B-66 |
| 35-977 | B-66 |
| 35-978 | B-66 |
| 35-979 | B-66 |
| 35-988 | B-32 |
| 35-995 | B-51 |
| 36-043 | B-68 |
| 36-044 | B-68 |
| 36-046 | B-68 |
| 36-048 | B-68 |
| 36-054 | B-67 |
| 36-055 | B-67 |
| 36-056 | B-68 |
| 36-057 | B-67 |
| 36-058 | B-67 |
| 36-059 | B-67 |
| 36-060 | B-67 |
| 36-065 | B-67 |
| 36-066 | B-67 |
| 36-067 | B-67 |
| 36-070 | B-68 |
| 36-071 | B-68 |
| 36-072 | B-68 |
| 36-073 | B-68 |
| 36-075 | B-67 |
| 36-085 | B-67 |
| 36-086 | B-67 |
| 36-087 | B-67 |
| 36-088 | B-67 |
| 36-090 | B-67 |
| 36-095 | B-67 |
| 36-096 | B-67 |
| 36-240 | B-38 |
| 36-241 | B-38 |
| 36-242 | B-38 |
| 36-243 | B-38 |
| 36-244 | B-38 |
| 36-245 | B-38 |
| 36-246 | B-38 |

| Item | Page |
|---|---|
| 36-248 | B-38 |
| 36-249 | B-38 |
| 36-250 | B-64 |
| 36-251 | B-64 |
| 36-252 | B-64 |
| 36-253 | B-64 |
| 36-254 | B-64 |
| 36-255 | B-64 |
| 36-256 | B-64 |
| 36-257 | B-64 |
| 36-258 | B-64 |
| 36-259 | B-64 |
| 36-260 | B-64 |
| 36-261 | B-64 |
| 36-262 | B-64 |
| 36-266 | B-65 |
| 36-269 | B-65 |
| 36-270 | B-64 |
| 36-271 | B-64 |
| 36-272 | B-64 |
| 36-273 | B-64 |
| 36-300 | B-58 |
| 36-301 | B-58 |
| 36-302 | B-58 |
| 36-303 | B-58 |
| 36-304 | B-58 |
| 36-305 | B-58 |
| 36-306 | B-58 |
| 36-307 | B-58 |
| 36-308 | B-58 |
| 36-309 | B-58 |
| 36-310 | B-58 |
| 36-311 | B-58 |
| 36-312 | B-58 |
| 36-313 | B-58 |
| 36-314 | B-58 |
| 36-315 | B-58 |
| 36-316 | B-58 |
| 36-317 | B-58 |
| 36-318 | B-58 |
| 36-350 | B-62 |
| 36-351 | B-62 |
| 36-352 | B-62 |
| 36-353 | B-62 |
| 36-354 | B-62 |
| 36-355 | B-62 |
| 36-356 | B-62 |
| 36-357 | B-62 |
| 36-358 | B-62 |
| 36-359 | B-62 |
| 36-360 | B-62 |
| 36-361 | B-62 |
| 36-362 | B-62 |
| 36-363 | B-62 |
| 36-364 | B-62 |
| 36-365 | B-62 |
| 36-366 | B-62 |
| 36-367 | B-62 |
| 36-368 | B-62 |
| 36-413 | B-63 |
| 36-415 | B-63 |
| 36-417 | B-63 |
| 36-419 | B-63 |
| 36-421 | B-63 |
| 36-422 | B-63 |
| 36-423 | B-63 |
| 36-432 | B-63 |
| 38-500 | B-25 |
| 38-500BR | B-25 |
| 41-697 | B-79 |
| 41-990 | B-70 |
| 41-995 | B-70 |
| 42-001 | B-103 |
| 42-002 | B-103 |
| 42-003 | B-103 |
| 42-012 | B-103 |
| 42-051 | B-103 |
| 42-052 | B-103 |
| 42-101 | B-102 |
| 42-102 | B-102 |
| 42-103 | B-102 |
| 42-104 | B-102 |
| 42-151 | B-102 |
| 42-152 | B-102 |
| 42-201 | B-102 |
| 42-251 | B-102 |
| 42-252 | B-102 |
| 42-301 | B-78 |
| 42-399 | B-78 |
| 44-101 | B-78 |
| 44-102 | B-78 |
| 44-103 | B-78 |
| 44-104 | B-78 |
| 44-105 | B-78 |
| 44-106 | B-78 |
| 44-107 | B-78 |
| 44-108 | B-78 |
| 44-109 | B-78 |
| 44-110 | B-78 |
| 44-111 | B-78 |
| 44-148 | B-78 |
| 44-151 | B-78 |
| 44-152 | B-78 |
| 44-154 | B-79 |
| 44-1791 | B-100 |
| 44-1807 | B-97 |
| 44-1809 | B-97 |
| 44-1810 | B-97 |
| 44-1830 | B-100 |
| 44-1833 | B-100 |
| 44-289 | B-101 |
| 44-292 | B-101 |
| 44-295 | B-101 |
| 44-296 | B-101 |
| 44-298 | B-101 |
| 44-299 | B-101 |
| 44-314 | B-101 |
| 44-353 | B-101 |
| 44-355 | B-101 |
| 44-358 | B-101 |
| 44-364 | B-101 |
| 44-410 | B-101 |
| 44-753 | B-78 |
| 44-764 | B-98 |
| 44-768 | B-98 |
| 44-769 | B-98 |
| 44-772 | B-99 |
| 44-778 | B-97 |
| 44-782 | B-99 |
| 44-783 | B-97 |
| 44-785 | B-97 |
| 44-786 | B-97 |
| 44-789 | B-99 |
| 44-790 | B-100 |
| 44-791 | B-100 |
| 44-792 | B-98 |
| 44-793 | B-98 |
| 44-800 | B-100 |
| 44-801 | B-100 |
| 44-804 | B-96 |
| 44-806 | B-97 |
| 44-807 | B-97 |
| 44-808 | B-99 |
| 44-809 | B-97 |
| 44-810 | B-97 |
| 44-817 | B-99 |
| 44-818 | B-98 |
| 44-819 | B-98 |
| 44-820 | B-99 |
| 44-821 | B-99 |
| 44-822 | B-98 |
| 44-823 | B-97 |
| 44-824 | B-99 |
| 44-825 | B-99 |
| 44-829 | B-99 |
| 44-830 | B-100 |
| 44-832 | B-100 |
| 44-833 | B-100 |
| 44-841 | B-101 |
| 44-843 | B-100 |
| 44-846 | B-99 |
| 44-847 | B-99 |
| 44-848 | B-100 |
| 44-849 | B-100 |
| 44-862 | B-101 |
| 44-863 | B-101 |
| 44-865 | B-101 |
| 44-877 | B-101 |
| 44-878 | B-101 |
| 44-880 | B-101 |
| 44-881 | B-101 |
| 44-890 | B-101 |
| 44-892 | B-101 |
| 44-892BK | B-101 |
| 44-893 | B-101 |
| 44-894 | B-101 |
| 44-895 | B-101 |
| 44-896 | B-101 |
| 44-898 | B-100 |
| 44-900 | B-100 |
| 44-901 | B-100 |
| 44-906 | B-100 |
| 44-907 | B-100 |
| 44-912 | B-100 |

| Item | Page |
|---|---|
| 44-914 | B-100 |
| 44-916 | B-100 |
| 44-918 | B-100 |
| 44-956 | B-98 |
| 44-957 | B-98 |
| 44-969 | B-96 |
| 44-970 | B-93 |
| 44-971 | B-94 |
| 44-972 | B-95 |
| 44-973 | B-93 |
| 44-974 | B-95 |
| 44-975 | B-96 |
| 44-979 | B-94 |
| 44-990 | B-103 |
| 44-991 | B-103 |
| 44-992 | B-103 |
| 45-025 | B-18 |
| 45-074 | B-19, E-12 |
| 45-089 | C-6 |
| 45-090 | C-5 |
| 45-090-341 | C-5 |
| 45-091 | C-5 |
| 45-092 | C-5 |
| 45-092-341 | C-5 |
| 45-093 | C-5 |
| 45-095 | C-6 |
| 45-096 | C-5 |
| 45-097 | C-5 |
| 45-098 | C-5 |
| 45-098-341 | C-5 |
| 45-099 | C-5 |
| 45-101 | B-18 |
| 45-111 | E-11 |
| 45-118SRS | B-18 |
| 45-120 | B-17 |
| 45-120-341 | B-17 |
| 45-121 | B-17 |
| 45-123 | B-19 |
| 45-124 | B-17 |
| 45-125 | B-17 |
| 45-125-341 | B-17 |
| 45-128 | B-19 |
| 45-129 | B-19 |
| 45-144 | E-12 |
| 45-162 | E-11 |
| 45-163 | E-11 |
| 45-164 | E-11 |
| 45-165 | E-11 |
| 45-167 | E-11 |
| 45-169 | C-7 |
| 45-170 | C-7 |
| 45-171 | C-7 |
| 45-172 | C-7 |
| 45-173 | C-7 |
| 45-174 | C-7 |
| 45-175 | C-7 |
| 45-176 | C-7 |
| 45-177 | C-7 |
| 45-178 | C-7 |
| 45-179 | C-7 |
| 45-2019 | C-6 |
| 45-235 | B-18 |
| 45-247 | B-18 |
| 45-248 | B-18 |
| 45-249 | B-18 |
| 45-2530 | C-11 |
| 45-262 | C-6, E-12 |
| 45-264 | C-6 |
| 45-265 | C-6, E-12 |
| 45-282 | C-6, E-12 |
| 45-292 | C-5 |
| 45-292-341 | C-5 |
| 45-344 | E-17 |
| 45-352 | E-16 |
| 45-357 | E-17 |
| 45-358 | E-17 |
| 45-359 | E-17 |
| 45-415 | B-17 |
| 45-416 | B-17 |
| 45-417 | B-17 |
| 45-418 | B-17 |
| 45-425-341 | B-17 |
| 45-520 | E-12 |
| 45-522 | E-12 |
| 45-524 | E-12 |
| 45-526 | E-12 |
| 45-600 | C-11 |
| 45-605 | E-11 |
| 45-6051 | E-11 |
| 45-6052 | E-11 |
| 45-615 | B-17 |
| 45-618 | B-17 |
| 45-621 | B-17 |
| 45-631 | C-8 |
| 45-632 | C-8 |
| 45-633 | C-8 |
| 45-634 | C-8 |
| 45-635 | C-8 |
| 45-636 | C-8 |
| 45-637 | C-8 |
| 45-638 | C-8 |
| 45-639 | C-8 |
| 45-640 | C-8 |
| 45-641 | C-8 |
| 45-649 | B-17 |
| 45-650 | C-11 |
| 45-671 | C-5 |
| 45-671-341 | C-6 |
| 45-672 | C-5 |
| 45-672-341 | C-6 |
| 45-673 | C-5 |
| 45-674 | C-5 |
| 45-715 | B-17 |
| 45-716 | B-17 |
| 45-718 | B-17 |
| 45-777 | B-18 |
| 45-778 | B-19 |
| 45-890 | C-7, C-8 |
| 45-891 | C-7, C-8 |
| 45-892 | C-7, C-8 |
| 45-893 | C-7, C-8 |
| 45-894 | C-7, C-8 |
| 45-895 | C-7, C-8 |
| 45-906 | C-11 |
| 45-9120 | B-18, B-47 |
| 45-915 | B-17 |
| 45-918 | B-17 |
| 46-007 | B-87 |
| 46-202 | B-91 |
| 46-203 | B-91 |
| 46-204 | B-91 |
| 46-310 | B-88 |
| 46-312 | B-88 |
| 46-313 | B-88 |
| 46-315 | B-88 |
| 46-316 | B-88 |
| 46-318 | B-88 |
| 46-319 | B-88 |
| 46-321 | B-88 |
| 46-322 | B-88 |
| 46-324 | B-88 |
| 46-325 | B-88 |
| 46-327 | B-88 |
| 46-328 | B-88 |
| 46-330 | B-88 |
| 46-343 | B-89 |
| 46-344 | B-89 |
| 46-346 | B-89 |
| 46-347 | B-89 |
| 46-348 | B-89 |
| 46-350 | B-89 |
| 46-351 | B-89 |
| 46-352 | B-89 |
| 46-354 | B-89 |
| 46-356 | B-89 |
| 46-357 | B-89 |
| 46-358 | B-89 |
| 46-369 | B-89 |
| 46-371 | B-89 |
| 46-372 | B-89 |
| 46-381 | B-90 |
| 46-382 | B-90 |
| 46-383 | B-90 |
| 46-384 | B-90 |
| 46-400 | B-87 |
| 46-401 | B-87 |
| 46-402 | B-87 |
| 46-403 | B-87 |
| 46-404 | B-87 |
| 46-405 | B-87 |
| 46-410 | B-87 |
| 46-411 | B-87 |
| 46-600 | B-88 |
| 46-601 | B-88 |
| 46-602 | B-88 |
| 46-603 | B-88 |
| 46-604 | B-88 |
| 46-605 | B-88 |
| 46-606 | B-88 |
| 46-607 | B-88 |
| 46-608 | B-88 |
| 46-609 | B-88 |
| 46-610 | B-88 |
| 46-941 | B-91 |

| Item | Page |
|---|---|
| 46-950 | B-91 |
| 46-951 | B-91 |
| 46-952 | B-91 |
| 46-953 | B-91 |
| 46-954 | B-91 |
| 46-955 | B-91 |
| 46-956 | B-91 |
| 61-025 | D-14 |
| 61-035 | D-14 |
| 61-051 | D-14 |
| 61-063 | D-14 |
| 61-065 | D-14 |
| 61-070 | D-14, D-17 |
| 61-072 | D-17 |
| 61-075 | D-14 |
| 61-076 | D-14 |
| 61-092 | D-14 |
| 61-096 | D-12 |
| 61-164 | D-11 |
| 61-175 | D-11, D-16 |
| 61-176 | D-11, D-16 |
| 61-179 | D-11, D-16 |
| 61-182 | D-11, D-16 |
| 61-183 | D-11, D-16 |
| 61-340 | D-13 |
| 61-342 | D-13 |
| 61-461 | D-13, D-16 |
| 61-465 | D-13, D-16 |
| 61-486 | D-13 |
| 61-501 | D-14 |
| 61-520 | D-15 |
| 61-521 | D-15 |
| 61-534 | D-12 |
| 61-565 | D-16 |
| 61-686 | D-15 |
| 61-704 | D-8 |
| 61-744 | D-8 |
| 61-746 | D-8 |
| 61-763 | D-7 |
| 61-765 | D-7 |
| 61-773 | D-7 |
| 61-775 | D-7 |
| 61-795 | D-15 |
| 61-796 | D-15 |
| 61-797 | D-15 |
| 61-920 | D-15 |
| 61-955 | D-4 |
| 61-957 | D-4 |
| 61-959 | D-4 |
| 62-1202 | E-4 |
| 62-140 | E-4 |
| 62-160 | E-4 |
| 62-164 | E-4 |
| 62-200 | E-4 |
| 65-LC | A-27 |
| 65LC-U | A-27 |
| 65U | A-27 |
| 74-001 | B-15 |
| 74-002 | B-15 |
| 74-003 | B-15 |
| 74-006 | B-15 |
| 74-019 | B-15 |
| 74-020 | B-15 |
| 74-021 | B-15 |
| 74-026 | B-15 |
| 74-027 | B-15 |
| 74-028 | B-15 |
| 74-031 | B-15 |
| 74-032 | B-15 |
| 74-034 | B-15 |
| 74-037 | B-15 |
| 74-046 | B-15 |
| 74-047 | B-15 |
| 774015BK | B-79 |
| 774026K | B-81 |
| 774040BK | B-84 |
| 777112BK | B-85 |
| 777212BK | B-85 |
| 777331BK | B-85 |
| 78-0100 | B-40 |
| 78-0101 | B-40 |
| 78-0102 | B-40 |
| 78-0102-25 | B-40 |
| 78-0103 | B-40 |
| 78-0104-25 | B-40 |
| 78-0105 | B-40 |
| 78-0105-25 | B-40 |
| 78-0106 | B-40 |
| 78-0106-25 | B-40 |
| 78-0107 | B-41 |
| 78-0108 | B-41 |
| 78-0111 | B-41 |
| 78-0111-10 | B-41 |
| 78-0112 | B-41 |
| 78-0113 | B-41 |
| 78-0113-10 | B-41 |
| 78-0114 | B-41 |
| 78-0114-10 | B-41 |
| 78-0200 | B-40 |
| 78-0200-25 | B-40 |
| 78-0201 | B-40 |
| 78-0201-25 | B-40 |
| 78-0202 | B-40 |
| 78-0202-25 | B-40 |
| 78-0203 | B-40 |
| 78-0203-25 | B-40 |
| 78-0204 | B-40 |
| 78-0205 | B-40 |
| 78-0205-25 | B-40 |
| 78-0206 | B-40 |
| 78-0206-25 | B-40 |
| 78-0207 | B-41 |
| 78-0208-5 | B-41 |
| 78-0209 | B-40 |
| 78-0210 | B-40 |
| 78-0211 | B-40 |
| 78-0212 | B-40 |
| 78-0213 | B-40 |
| 78-0213-25 | B-40 |
| 78-0214 | B-40 |
| 78-0214-25 | B-40 |
| 78-0215-25 | B-40 |
| 78-0216-25 | B-40 |
| 78-0217 | B-41 |
| 78-0217-25 | B-41 |
| 78-0218 | B-41 |
| 78-0219 | B-41 |
| 78-0219-25 | B-41 |
| 78-0220 | B-41 |
| 78-0220-25 | B-41 |
| 78-0221 | B-41 |
| 78-0221-25 | B-41 |
| 78-0222 | B-41 |
| 78-0222-25 | B-41 |
| 78-0223 | B-41 |
| 78-0224 | B-41 |
| 78-0224-25 | B-41 |
| 78-0225 | B-41 |
| 78-0225-25 | B-41 |
| 78-0226 | B-40 |
| 78-0227 | B-40 |
| 78-0228 | B-40 |
| 78-0229 | B-40 |
| 78-0230 | B-40 |
| 78-0231 | B-40 |
| 78-0232 | B-40 |
| 78-0233 | B-40 |
| 80-012 | B-113 |
| 80-033 | B-114 |
| 80-075 | B-114 |
| 80-255 | B-114 |
| 80-265 | B-114 |
| 80-454 | B-113 |
| 80-461 | B-113 |
| 80-475 | B-113 |
| 82-001 | B-114 |
| 82-002 | B-114 |
| 82-003 | B-114 |
| 82-004 | B-114 |
| 82-005 | B-114 |
| 82-006 | B-114 |
| 82S-ADB1-C | A-28 |
| 82S-ADB1-LC | A-28 |
| 82S-EAFB1-C | A-28 |
| 82S-EAFB1-LC | A-28 |
| 83-001 | B-25 |
| 83-0131 | A-30 |
| 83-0141 | A-30 |
| 83-0221 | A-30 |
| 83-0231 | A-30 |
| 83-0241 | A-30 |
| 83-0331 | A-30 |
| 83-0341 | A-30 |
| 83-0351 | A-30 |
| 83-0421 | A-30 |
| 83-0431 | A-30 |
| 83-0441 | A-30 |
| 83-0451 | A-30 |
| 83-0511 | A-30 |
| 83-0521 | A-30 |

| Item | Page |
|---|---|
| 83-0531 | A-30 |
| 83-0541 | A-30 |
| 83-0611 | A-30 |
| 83-0621 | A-30 |
| 83-0631 | A-30 |
| 83-2121 | A-30 |
| 83-2131 | A-30 |
| 83-2141 | A-30 |
| 83-2151 | A-30 |
| 83-2221 | A-30 |
| 83-2231 | A-30 |
| 83-2241 | A-30 |
| 83-2251 | A-30 |
| 83-2331 | A-30 |
| 83-2341 | A-30 |
| 83-2351 | A-30 |
| 83-2361 | A-30 |
| 83-2371 | A-30 |
| 83-3261 | A-32 |
| 83-3271 | A-32 |
| 83-3281 | A-32 |
| 83-6111 | A-30 |
| 83-6121 | A-30 |
| 83-6131 | A-30 |
| 83-6161 | A-30 |
| 83-6171 | A-30 |
| 83-6211 | A-30 |
| 83-6221 | A-30 |
| 83-6231 | A-30 |
| 83-7011 | A-30 |
| 83-7021 | A-30 |
| 83-7031 | A-30 |
| 83-7051 | A-30 |
| 83-7061 | A-30 |
| 83-7071 | A-30 |
| 83-7081 | A-30 |
| 83-7091 | A-30 |
| 83-7101 | A-30 |
| 83-7111 | A-30 |
| 83-7121 | A-30 |
| 83-7131 | A-30 |
| 83-7151 | A-30 |
| 83-7161 | A-30 |
| 83-7171 | A-30 |
| 83-7201 | A-30 |
| 83-7211 | A-30 |
| 83-7221 | A-30 |
| 83-7231 | A-30 |
| 83-8001 | A-31 |
| 83-8011 | A-31 |
| 83-8101 | A-31 |
| 83-8111 | A-31 |
| 83-9001 | A-32 |
| 83-9011 | A-32 |
| 83-9021 | A-32 |
| 83-9031 | A-32 |
| 83-9041 | A-32 |
| 83-9051 | A-32 |
| 83-9071 | A-32 |
| 83-9081 | A-32 |
| 83-9091 | A-32 |
| 83-9281 | A-32 |
| 83-9291 | A-32 |
| 83-9301 | A-32 |
| 83-9351 | A-32 |
| 83-9361 | A-32 |
| 83-9371 | A-32 |
| 83-9401 | A-32 |
| 83-9411 | A-31 |
| 83-9421 | A-31 |
| 83-9441 | A-31 |
| 83-9451 | A-31 |
| 83-9471 | A-31 |
| 83-9481 | A-31 |
| 83-9501 | A-31 |
| 83-9511 | A-31 |
| 83-9521 | A-31 |
| 83-9541 | A-31 |
| 83-9551 | A-31 |
| 83-9571 | A-31 |
| 83-9581 | A-31 |
| 83-9591 | A-31 |
| 83-9601 | A-31 |
| 83-9611 | A-32 |
| 83-9621 | A-32 |
| 83-9631 | A-32 |
| 83-9771 | A-31 |
| 83-9781 | A-31 |
| 83-9791 | A-31 |
| 83-9801 | A-32 |
| 83-9911 | A-31 |
| 83-9921 | A-31 |
| 83-9931 | A-31 |
| 83-9971 | A-31 |
| 83-9981 | A-31 |
| 83-9991 | A-31 |
| 83S-ADB1-C | A-28 |
| 83S-ADB1-LC | A-28 |
| 83S-EAFB1-C | A-28 |
| 83S-EAFB1-LC | A-28 |
| 84-018 | E-8 |
| 84-0241 | A-30 |
| 84-0341 | A-30 |
| 84-0421 | A-30 |
| 84-2241 | A-30 |
| 84-2341 | A-30 |
| 84-3261 | A-32 |
| 84-6171 | A-30 |
| 84-7111 | A-30 |
| 84-7161 | A-30 |
| 84-7171 | A-30 |
| 84-7221 | A-30 |
| 84-9011 | A-32 |
| 84-9021 | A-32 |
| 84-9031 | A-32 |
| 84-9081 | A-32 |
| 84-9091 | A-32 |
| 84-9281 | A-32 |
| 84-9291 | A-32 |
| 84-9301 | A-32 |
| 84-9401 | A-32 |
| 84-9581 | A-31 |
| 84-9601 | A-31 |
| 84-9771 | A-31 |
| 84-9781 | A-31 |
| 84-9791 | A-31 |
| 84-9911 | A-31 |
| 84-9921 | A-31 |
| 84-9931 | A-31 |
| 84S-ADB1 | A-28 |
| 84S-EAF81 | A-28 |
| 85-017 | E-8 |
| 85-035 | E-8 |
| 85-036 | E-8 |
| 85-037 | E-8 |
| 85-039 | E-8 |
| 85-053 | E-8 |
| 85-057 | E-8 |
| 85-068 | E-6 |
| 85-070 | E-8 |
| 85-073 | E-8 |
| 85-075 | E-8 |
| 85-132 | E-13 |
| 85-133 | E-13 |
| 85-134 | E-13 |
| 85-147 | E-10 |
| 85-168 | E-6 |
| 85-178 | E-6 |
| 85-332 | E-13 |
| 85-333 | E-13 |
| 85-334 | E-13 |
| 85-339 | E-8 |
| 85-340 | E-8 |
| 85-344 | E-10 |
| 85-345 | E-10 |
| 85-346 | E-10 |
| 85-366 | E-10 |
| 85-379 | E-11 |
| 85-380 | E-11 |
| 85-396 | E-10 |
| 85-900 | E-10 |
| 85-925 | E-10 |
| 85-936 | E-8 |
| 85-937 | E-8 |
| 85-950 | E-10 |
| 85-960 | E-10 |
| 86-396 | E-10 |
| 86-925 | E-10 |
| 88-843 | B-25 |
| 89-040 | E-6 |
| 89-041 | E-6 |
| 89-044 | E-6 |
| 89-045 | E-6 |
| 89-047 | E-6 |
| 89-048 | E-6 |
| 89-049 | E-6 |
| 89-1047 | E-6 |
| 89-1211 | E-6 |
| 89-1544 | E-6 |
| 89-202 | A-34 |
| 89-203 | A-34 |
| 89-204 | A-34 |
| 89-206 | A-34 |
| 89-208 | A-34 |

| Item | Page |
|---|---|
| 89-210 | A-34 |
| 89-211 | E-6 |
| 89-212 | A-34 |
| 89-224 | A-35 |
| 89-229 | A-35 |
| 89-230 | A-35 |
| 89-302 | A-34 |
| 89-304 | A-34 |
| 89-306 | A-34 |
| 89-308 | A-34 |
| 89-310 | A-34 |
| 89-312 | A-34 |
| 89-314 | A-35 |
| 89-317 | A-35 |
| 89-323 | A-35 |
| 89-324 | A-35 |
| 89-330 | A-35 |
| 89-402 | A-35 |
| 89-404 | A-35 |
| 89-406 | A-35 |
| 89-408 | A-35 |
| 89-410 | A-35 |
| 89-412 | A-35 |
| 89-414 | A-35 |
| 89-417 | A-35 |
| 89-423 | A-35 |
| 89-424 | A-35 |
| 89-430 | A-35 |
| 89-504 | A-35 |
| 89-5047 | E-6 |
| 89-5048 | E-6 |
| 89-505 | A-35 |
| 89-506 | A-35 |
| 89-507 | A-35 |
| 89-508 | A-35 |
| 89-509 | A-35 |
| 89-512 | A-35 |
| 89-513 | A-35 |
| 89-525 | A-35 |
| 89-570 | E-6 |
| 89-580 | E-6 |
| 89-608 | A-36 |
| 89-610 | A-36 |
| 89-612 | A-36 |
| 89-614 | A-36 |

| Item | Page |
|---|---|
| 90-051 | B-76 |
| 90-052 | B-76 |
| 90-053 | B-76 |
| 90-054 | B-76 |
| 90-063 | B-63 |
| 90-067 | B-63 |
| 90-070 | B-63 |
| 90-073 | B-63 |
| 90-082 | B-63 |
| 90-085 | B-63 |
| 90-088 | B-63 |
| 90-091 | B-63 |
| 90-170 | B-63 |
| 90-173 | B-63 |
| 90-176 | B-63 |
| 92-212 | E-6 |
| 92-610 | E-6 |
| 92-611 | E-6 |
| 92-650 | E-6 |
| 92-651 | E-6 |
| 92-656 | E-6 |
| 92-659 | E-6 |
| 92-691 | E-6 |
| 92-693 | E-6 |
| 92-695 | E-6 |
| 92-704 | E-6 |
| 92-705 | E-6 |
| 92-817P | E-8 |
| B-11-50-0-C | B-75 |
| B-11-50-0-D | B-75 |
| B-11-50-35-C | B-75 |
| B-11-50-9-C | B-75 |
| B-11-50-9-D | B-75 |
| B-14-120-0-L | B-75 |
| B-14-120-9-C | B-75 |
| B-14-50-0-C | B-75 |
| B-14-50-0-D | B-75 |
| B-14-50-9-C | B-75 |
| B-14-50-9-D | B-75 |
| B-14-50MT-9-C | B-75 |
| B-24-175-0-L | B-75 |
| B-24-175-9-L | B-75 |
| B-36-175-9-L | B-75 |
| B-4-18-0-C | B-75 |
| B-4-18-9-C | B-75 |

| Item | Page |
|---|---|
| B-48-175-9-L | B-75 |
| B-6-40-0-C | B-75 |
| B-6-40-9-C | B-75 |
| B-6-40-9-M | B-75 |
| B-8-50-0-C | B-75 |
| B-8-50-0-M | B-75 |
| B-8-50-35-C | B-75 |
| B-8-50-9-C | B-75 |
| B-8-50-9-M | B-75 |
| B-8-50MT-0-C | B-75 |
| B-8-50MT-9-C | B-75 |
| B1-1 | A-11 |
| B1-250JR | A-11 |
| B1-500JR | A-11 |
| B1-B | A-11 |
| B2-1 | A-11 |
| B2-350JR | A-11 |
| B2-500JR | A-11 |
| B2-B | A-11 |
| B4-1 | A-11 |
| B4-B | A-11 |
| BCS1-1 | B-77 |
| BCS1-5 | B-77 |
| BCS1-5M | B-77 |
| BCS1-JR | B-77 |
| BCS2-1 | B-77 |
| BCS2-5 | B-77 |
| BCS2-5M | B-77 |
| BCS2-JR | B-77 |
| BGR-1 | A-11 |
| BGR-B | A-11 |
| BMP-1000-9-C | B-75 |
| BMP-750-9-C | B-75 |
| BMSE150-1 | B-77 |
| BMSE175-1 | B-77 |
| BP-958 | D-5 |
| BPS2-1 | B-77 |
| BPS2-5 | B-77 |
| BPS2-50 | B-77 |
| BPS2-5M | B-77 |
| BPS2-JRL | B-77 |
| BPS2/2-25 | B-77 |
| BPS2/2-50 | B-77 |
| BPS2B-JR | B-77 |
| BPS3-1 | B-77 |

| Item | Page |
|---|---|
| BPS3-2 | B-77 |
| BPS3-JRL | B-77 |
| BPSTCKR-15 | B-77 |
| BSER2-25 | B-77 |
| BSER4/0-5 | B-77 |
| BSER6-50 | B-77 |
| BSEU2-25 | B-77 |
| BSEU4/0-5 | B-77 |
| BSEU6-50 | B-77 |
| BT2-1 | A-11 |
| BT2-500JR | A-11 |
| BT2-SK | A-11 |
| BTC1/0-10 | A-37 |
| BTC2/0-14 | A-37 |
| BTC250-4 | A-37 |
| BTC350-1/0 | A-37 |
| BTC4/0-10 | A-37 |
| BTC4/0-2 | A-37 |
| BTC4/0-6 | A-37 |
| BTC500-1/0 | A-37 |
| BTC500-14 | A-37 |
| BTC500-4 | A-37 |
| BTC750-250 | A-37 |
| C-24 | B-25 |
| C-290 | D-13, D-17 |
| C-700 | D-17 |
| C-760 | D-7, D-17 |
| C-770 | D-7, D-17 |
| C-90 | D-14, D-17 |
| CR-959 | D-5 |
| D65-LC | A-27 |
| D65-LC-U | A-27 |
| D65PN-LC | A-27 |
| D65PN-LC-U | A-27 |
| D65PN-U | A-27 |
| D65U | A-27 |
| F-956 | D-5 |
| H-2909 | C-6 |
| H-3400 | B-29 |
| H-3507 | B-29 |
| IA-5516 | E-4 |
| IC-958 | D-5 |
| IT1_5I-C | B-72 |
| IT1_5I-C0 | B-72 |
| IT1_5I-M | B-72 |

| Item | Page |
|---|---|
| IT1_5I-M0 | B-72 |
| IT1_5IMH-C | B-74 |
| IT1_5IMH-C0 | B-74 |
| IT1_5M-C | B-72 |
| IT1_5M-C0 | B-72 |
| IT1000CCL2-C | B-71 |
| IT1000MP-C | B-74 |
| IT1000MP-C0 | B-74 |
| IT11H-L | B-73 |
| IT11H-L0 | B-73 |
| IT125CCL-C | B-71 |
| IT14H-L | B-73 |
| IT14H-L0 | B-73 |
| IT1LPMB-C | B-74 |
| IT1M-C | B-72 |
| IT1M-C0 | B-72 |
| IT1M-M | B-72 |
| IT1MID-C | B-70 |
| IT1SMB-C | B-75 |
| IT1SMB-C0 | B-75 |
| IT250CCL-C | B-71 |
| IT250CCL-C0 | B-71 |
| IT2I-C | B-72 |
| IT2I-C0 | B-72 |
| IT2I-M | B-72 |
| IT2I-M0 | B-72 |
| IT2LH-C | B-73 |
| IT2LH-C0 | B-73 |
| IT2M-C | B-72 |
| IT2M-C0 | B-72 |
| IT2M-M | B-72 |
| IT2S-C | B-71, B-73 |
| IT2S-C0 | B-71, B-73 |
| IT2S-C35 | B-71 |
| IT2S-M | B-71, B-73 |
| IT2S-M0 | B-71, B-73 |
| IT2SID-C | B-70 |
| IT2SMB-C | B-75 |
| IT2SMB-C0 | B-75 |
| IT2SMH-C | B-71, B-74 |
| IT2SMH-C0 | B-71, B-74 |
| IT2SMH-M | B-71, B-74 |
| IT375CCL2-C | B-71 |
| IT375CCL2-C0 | B-71 |
| IT3I-C | B-72 |
| IT3I-C0 | B-72 |
| IT3S-C | B-71, B-73 |
| IT3S-C0 | B-71, B-73 |
| IT3S-C35 | B-71 |
| IT3S-D | B-71 |
| IT3S-D | B-73 |
| IT3S-D0 | B-71, B-73 |
| IT3SMH-C | B-74 |
| IT3SMH-C0 | B-74 |
| IT4I-C | B-72 |
| IT4I-C0 | B-72 |
| IT4LH-L | B-73 |
| IT4LH-L0 | B-73 |
| IT4LHMH-C | B-74 |
| IT4LHMH-C0 | B-74 |
| IT4S-C | B-71, B-73 |
| IT4S-C0 | B-71, B-73 |
| IT4S-D | B-71, B-73 |
| IT4S-D0 | B-71, B-73 |
| IT4SMH-C | B-74 |
| IT500CCL2-C | B-71 |
| IT5LH-L | B-73 |
| IT5LH-L0 | B-73 |
| IT5S-C | B-73 |
| IT5S-C0 | B-73 |
| IT625CCL2-C | B-71 |
| IT6EH-C0 | B-73 |
| IT750CCL2-C | B-71 |
| IT750MP-C | B-74 |
| IT750MP-C0 | B-74 |
| IT7H-L | B-73 |
| IT7H-L0 | B-73 |
| IT7LH-L | B-73 |
| IT7LH-L0 | B-73 |
| K-2422 | A-33 |
| K-5405 | B-70 |
| K-6603 | C-6 |
| K-8906R | B-29 |
| K-8909 | B-29 |
| K-8964 | B-32 |
| KB-0173 | B-6 |
| KB-0276R | B-29 |
| KB-0278R | B-29 |
| L-1953 | C-6 |
| L-4419 | C-5 |
| L-4419M | C-5 |
| L-4420 | C-5 |
| L-4421 | C-5 |
| L-4421M | C-5 |
| L-4422 | C-5 |
| L-4452 | C-6 |
| L-4453 | C-5 |
| L-4994 | C-5 |
| L-5210 | C-7 |
| L-5211 | C-7 |
| L-5212 | C-9 |
| L-5215 | C-9 |
| L-5217 | C-9 |
| L-5269 | C-6 |
| L-5270 | C-6, C-11 |
| L-5361 | C-5 |
| L-5361M | C-5 |
| L-5405 | B-70 |
| L-5436 | C-7 |
| L-5559 | C-7 |
| L-5560 | C-7 |
| L-5561 | C-7 |
| L-5562 | C-7 |
| L-5563 | C-7 |
| L-5564 | C-7 |
| L-5616 | C-9 |
| L-5617 | C-9 |
| L-5618 | C-9 |
| L-5619 | C-9 |
| L-5620 | C-5, C-6, E-17 |
| L-7625 | C-7 |
| L-8762 | C-6 |
| L-8763 | C-5 |
| L-9038 | C-9 |
| L-9039 | C-9 |
| L-9148 | B-70 |
| L-9225 | E-11 |
| L-9226 | E-11 |
| L-9300 | C-7 |
| LA-2358 | C-5 |
| LA-3953 | C-6, E-12 |
| LA-4102 | E-9 |
| LA-4145 | E-4 |
| LA-4218 | B-6 |
| LB-1001 | C-5 |
| LB-1001M | C-6 |
| LB-1002 | C-5 |
| LB-1002M | C-6 |
| LB-1003 | C-5 |
| LB-1004 | C-5 |
| LB-1089 | C-9 |
| LB-1090 | C-9 |
| LB-1091 | C-5, C-7, C-8, C-9 |
| LB-1092 | C-9 |
| LB-1151 | C-7, C-8 |
| LB-1152 | C-7, C-8 |
| LB-1152 | E-17 |
| LB-1153 | C-7, C-8, E-17 |
| LB-1154 | C-7, C-8 |
| LB-1155 | C-6, C-7, C-8 |
| LB-1156 | C-7, C-8 |
| LB-1184 | C-9 |
| LB-1185 | C-9 |
| LB-1186 | C-9 |
| LB-1187 | C-9 |
| LB-1188 | C-9 |
| LB-1189 | C-9 |
| LB-1190 | C-9 |
| LB-1194 | C-6 |
| LB-1195 | C-6, C-11 |
| LB-1284 | E-7 |
| LB-1421 | C-5, C-6 |
| LB-1747 | E-9 |
| LB-1748 | E-12 |
| LB-197 | C-9 |
| LB-198 | C-9 |
| LB-718 | C-9 |
| LB-719 | C-9 |
| LB-720 | C-9 |
| LB-721 | C-9 |
| LB-722 | C-9 |
| LB-727 | C-9 |
| LB-728 | C-9 |
| LB-729 | C-9 |
| LB-730 | C-9 |
| LB-731 | C-9 |
| LB-740 | C-6, E-12 |
| LB-742 | C-6 |
| LB-743 | C-6, E-12 |
| LB-882 | C-9 |
| LB-883 | C-9 |
| LB-895 | C-9 |
| LB-896 | C-9 |
| LB-911 | C-8 |

| Item | Page |
|---|---|
| LB-912 | C-8 |
| LB-913 | C-8 |
| LB-914 | C-8 |
| LB-915 | C-8 |
| LB-916 | C-8 |
| LB-917 | C-8 |
| LB-918 | C-8 |
| LB-919 | C-8 |
| LB-920 | C-8 |
| LB-921 | C-8 |
| P-100 | B-15 |
| R156003 | E-3 |
| R156004 | E-3 |
| R158000 | E-3 |
| R158002 | E-3 |
| R158003 | E-3 |
| RC-955 | D-5 |
| RC-959 | D-5 |
| TC-486 | D-13, D-16 |
| TL-102 | D-14, D-16, D-17 |
| TL-495 | D-13, D-15, D-17 |
| TL-521 | D-15, D-17 |
| TL-770 | D-7, D-13, D-16, D-17 |
| TL-795 | D-13, D-15, D-17 |
| TL-796 | D-15, D-17 |
| TL-797RP | D-15, D-17 |
| TL-95 | D-17 |
| TL-956 | D-5, D-17 |
| TR-955 | D-5 |
| VFF5 | E-16 |
| WGR-1 | A-12 |
| WGR-500JR | A-12 |
| WGR-B | A-12 |
| WT1-1 | A-12 |
| WT1-B | A-12 |
| WT2-1 | A-12 |
| WT2-B | A-12 |
| WT3-1 | A-12 |
| WT3-B | A-12 |
| WT4-1 | A-12 |
| WT4-B | A-12 |
| WT41-1 | A-12 |
| WT41-500JR | A-12 |
| WT41-B | A-12 |
| WT41-SK | A-12 |
| WT51-1 | A-12 |
| WT51-500JR | A-12 |
| WT51-B | A-12 |
| WT51-SK | A-12 |
| WT52-1 | A-12 |
| WT52-500JR | A-12 |
| WT52-B | A-12 |
| WT52-SK | A-12 |
| WT54-1 | A-12 |
| WT54-B | A-12 |
| WT6-1 | A-12 |
| WT6-B | A-12 |




# Merchandising

## MAXIMIZE YOUR SALES BY MAKING KEY PRODUCTS STAND OUT.

Your store's shelf is a battleground for the electrician's dollar. If it's advertising that gets customers into the store, it's merchandising that gets them to select the right products for the job once they are there. At IDEAL Electrical, we are dedicated to building in-store merchandising to maximize your sales by making key products stand out, educating the tradesman on the right tools for the job and giving them one stop shop options to get everything they need and get back on the job site.

IDEAL Electrical merchandising solutions include our most basic racks and signage to our compelling and powerful Profit Center solutions. As the market leader in many of the categories we serve, you can count on IDEAL Electrical to be your category partner to drive profitable growth and deliver a shopping experience that is meaningful to the electrician.

***Ask your IDEAL Sales Rep about our Merchandising Seminars!***



### Counter Displays

Perfect for showing off impulse items or specialty SKUs. Available to help maximize your point-of-purchase sales.



### Floor Displays

Maximize your floor space with an attractive design. IDEAL floor displays make it easy for your customers to browse for specific products.



### Rolling Displays

Arrange your displays and move them anywhere on your showroom floor with ease.



### Wall Displays

Gondolas, specialty displays, signage and accessories provide a clutter-free organized area in your store.

**IDEAL INDUSTRIES, INC.**
1375 PARK AVENUE, SYCAMORE, IL 60178, USA
815-895-5181 • 800-435-0705 IN USA

INTERNATIONAL OFFICES:
AUSTRALIA / BRAZIL / CANADA / CHINA / FRANCE / GERMANY / INDIA / MEXICO / PUERTO RICO / UK

FOR COMPLETE SALES OFFICE CONTACT INFORMATION, VISIT US AT:
WWW.IDEALIND.COM




IDEAL INDUSTRIES, INC.

P-070 2/16