



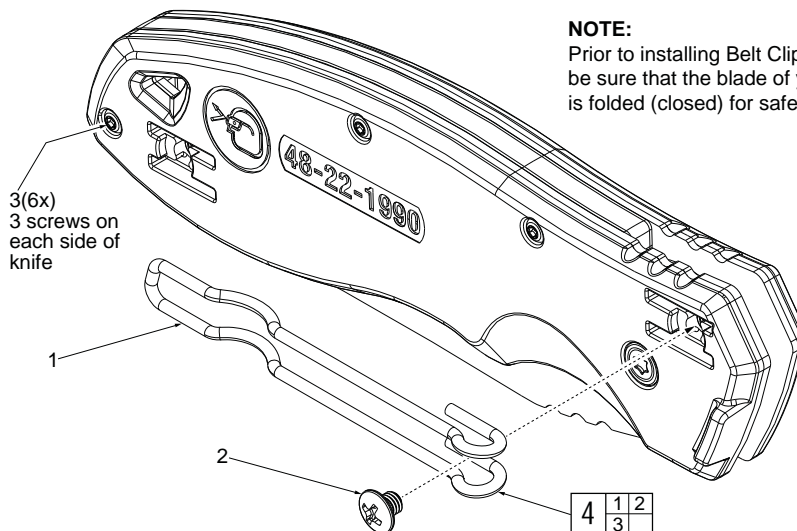
SERVICE PARTS LIST

BULLETIN NO.
54-49-3140

SPECIFY CATALOG NO. AND SERIAL NO. WHEN ORDERING PARTS		REVISED BULLETIN	DATE
FASTBACK™ POCKET KNIVES			June 2014
CATALOG NO.	48-22-1985	FASTBACK™ Hawkbill Flip Knife	
	48-22-1990	FASTBACK™ Flip Knife	
	48-22-1995	FASTBACK™ Spring Assisted Knife	

00 0

EXAMPLE:
Component Parts (Small #) Are Included
When Ordering The Assembly (Large #).



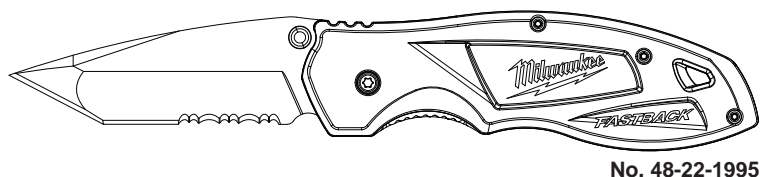
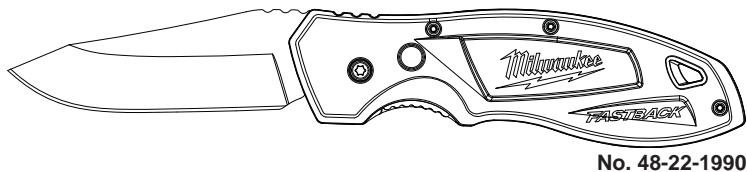
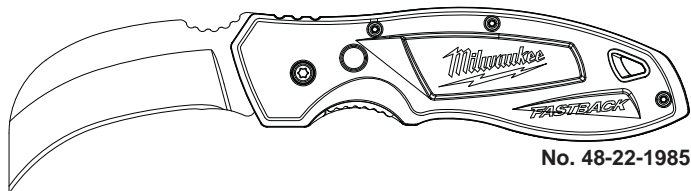
NOTE:

Prior to installing Belt Clip/Screw Service Kit #3 be sure that the blade of your Fastback™ Knife is folded (closed) for safety.

NOTE:

Apply a drop of non-permanent thread locking sealant (Loctite® 222 or the equivalent) to the thread of screws #2 and #3 prior to installation.

FIG.	PART NO.	DESCRIPTION OF PART	NO. REQ.
1	-----	Belt Clip	(1)
2	-----	M3 x 0.5 Pan Hd. Phillips Screw	(1)
3	-----	M2 x 0.4 Pan Hd. T-6 Screw	(6)
4	14-46-1903	Belt Clip/Screw Service Kit	(1)





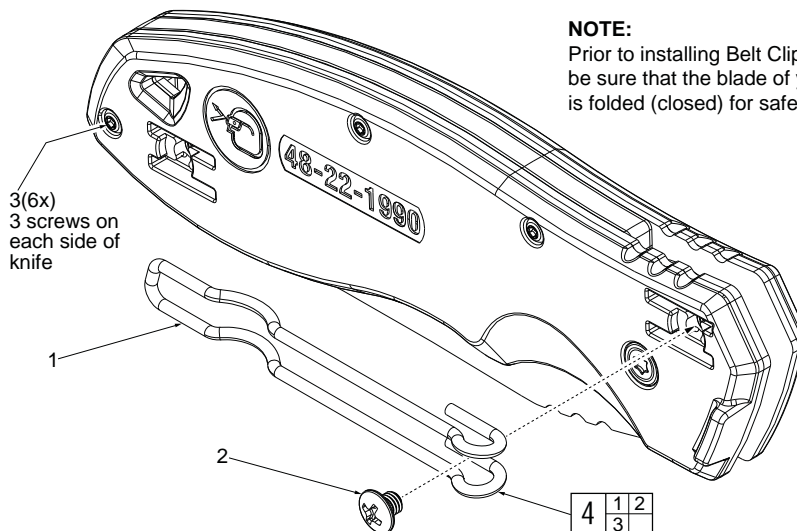
SERVICE PARTS LIST

BULLETIN NO.
54-49-3140

SPECIFY CATALOG NO. AND SERIAL NO. WHEN ORDERING PARTS		REVISED BULLETIN	DATE
FASTBACK™ POCKET KNIVES			June 2014
CATALOG NO.	48-22-1985	FASTBACK™ Hawkbill Flip Knife	
	48-22-1990	FASTBACK™ Flip Knife	
	48-22-1995	FASTBACK™ Spring Assisted Knife	

00 0

EXAMPLE:
Component Parts (Small #) Are Included
When Ordering The Assembly (Large #).



NOTE:

Prior to installing Belt Clip/Screw Service Kit #3 be sure that the blade of your *Fastback™* Knife is folded (closed) for safety.

NOTE:

Apply a drop of non-permanent thread locking sealant (Loctite® 222 or the equivalent) to the thread of screws #2 and #3 prior to installation.

FIG.	PART NO.	DESCRIPTION OF PART	NO. REQ.
1	-----	Belt Clip	(1)
2	-----	M3 x 0.5 Pan Hd. Phillips Screw	(1)
3	-----	M2 x 0.4 Pan Hd. T-6 Screw	(6)
4	14-46-1903	Belt Clip/Screw Service Kit	(1)

