



**Durable receptacles designed for energy savings.**

5262CH, 5362CH, 5262CD, 5362CD  
TR5262CH, TR5362CH, TR5262CD, TR5362CD

These durable, dependable receptacles feature a permanently marked, differentiated solution that meets all necessary code requirements. The controlled receptacle marking printed on the face of the receptacle is both NEMA-approved and compliant with the National Electrical Code®, CA Title 24, and ASHRAE Energy Efficiency Standard 90.1. This clear, permanent marking helps end-users differentiate controlled receptacles from others. Corrosion-resistant plated steel straps and high-strength nylon faces make these receptacles perfect for any hard use application. They feature one-piece, triple-wipe brass contacts for lasting retention. And screw-pressure-plate back wiring makes installation fast and easy.

**Features & Benefits**

**Permanent controlled receptacle markings using abrasion-resistant ink.**

**Tri-drive brass-plated terminal screws. Two back-wire holes** for more wiring flexibility.

**.032 inch thick, brass, triple-wipe** power contacts for lasting retention.

**Strap tabs wrap around face** to prevent strap from separating from face and back body.

**Corrosion-resistant, plated steel strap** locked into face and back body to resist pulling away from face/body assembly.

**Dual mechanical shutter system** to help prevent insertion of foreign objects (in Tamper-Resistant models).

**Auto-ground clip** assures positive ground.



5362CDBK

- **Controlled receptacle marking** is NEMA-approved and compliant with 2017 NEC®, CA Title 24, and ASHRAE Energy Efficiency Standard 90.1.
- **Can be wired to any number of stand-alone** or system-based plug load control solutions.

- **CH Version Only: Split circuit tab broken at the factory**, allowing half of the receptacle to be controlled.
- **Two drive screws anchor strap** to back body and face where abrupt removal torque is strongest.

**3rd Party Compliance**



UL Listed, File Number E140596, Standard UL498. Fed Spec WC596. CSA Certified File Number LR16063, Standard CSA-C22.2 No. 42 General Use Receptacles. Conforms to NEMA WD-1 and WD-6.

## Technical Information

### Performance

#### Electrical

Dielectric Withstand Voltage	Withstands 2000V minimum
Maximum Working Voltage	125V
Current Interrupting	Certified for current interrupting at full-rated current
Temperature Rise	Maximum 30°C temperature rise at full-rated current after 50 cycles of overload at 150% of rated current with direct current

#### Mechanical


Terminal Identification	Terminal Identification in accordance with UL 498 (Brass, White, Green)
Terminal Accommodation	#14 AWG - #10 AWG copper conductor only
Product Identification	Ratings are permanent part of the device

#### Environmental


Flammability	UL94 V2
Operating Temperature	Maximum continuous +60°C, minimum -40°C (without impact)

### Materials

Face	Nylon
Back Body	PVC
Line Contacts	.032 688 Brass
Mounting Strap	.042" Zinc-Plated Steel
Ground Contacts	.040" 688 Brass
Pressure Plate	.080" Steel
Terminal Screws	#8 Tri-Drive Steel (Neutral = Nickel-Plated Steel)
Ground Screw	#8 Hex Tri-Drive Brass
Assembly Drive Screw	Zinc-Plated Steel
Auto-Ground Clip	Stainless Steel
Mounting Screws	Tri-Drive Steel
Ink	Pad Printed
Tamper-Resistant Shutters	Thermoplastic (for TR models)



**5362CDBK**



**TR5362CHBK**

### Warranty

1 Year

## Ordering Information

### Half-Controlled Duplex Receptacles Back & Side Wire

Catalog Number	Ratings	Color	NEMA Config.
5262CHI	15A 125V	Ivory	5-15R
5262CHW	15A 125V	White	5-15R
5262CH	15A 125V	Brown	5-15R
5262CHGRY	15A 125V	Gray	5-15R
5262CHBK	15A 125V	Black	5-15R
5262CHLA	15A 125V	Light Almond	5-15R
5262CHGN	15A 125V	Green	5-15R
5262CHBL	15A 125V	Blue	5-15R
5362CHI	20A 125V	Ivory	5-20R
5362CHW	20A 125V	White	5-20R
5362CH	20A 125V	Brown	5-20R
5362CHGRY	20A 125V	Gray	5-20R
5362CHBK	20A 125V	Black	5-20R
5362CHLA	20A 125V	Light Almond	5-20R
5362CHGN	20A 125V	Green	5-20R
5362CHBL	20A 125V	Blue	5-20R

### Tamper-Resistant Half-Controlled Duplex Receptacles Back & Side Wire

Catalog Number	Ratings	Color	NEMA Config.
TR5262CHI	15A 125V	Ivory	5-15R
TR5262CHW	15A 125V	White	5-15R
TR5262CHGRY	15A 125V	Gray	5-15R
TR5262CHLA	15A 125V	Light Almond	5-15R
TR5262CHBL	15A 125V	Blue	5-15R
TR5362CHI	20A 125V	Ivory	5-20R
TR5362CHW	20A 125V	White	5-20R
TR5362CH	20A 125V	Brown	5-20R
TR5362CHGRY	20A 125V	Gray	5-20R
TR5362CHBK	20A 125V	Black	5-20R
TR5362CHLA	20A 125V	Light Almond	5-20R
TR5362CHBL	20A 125V	Blue	5-20R

### Dual-Controlled Duplex Receptacles Back & Side Wire

Catalog Number	Ratings	Color	NEMA Config.
5262CDI	15A 125V	Ivory	5-15R
5262CDW	15A 125V	White	5-15R
5262CD	15A 125V	Brown	5-15R
5262CDGRY	15A 125V	Gray	5-15R
5262CDBK	15A 125V	Black	5-15R
5262CDLA	15A 125V	Light Almond	5-15R
5262CDGN	15A 125V	Green	5-15R
5262CDBL	15A 125V	Blue	5-15R
5362CDI	20A 125V	Ivory	5-20R
5362CDW	20A 125V	White	5-20R
5362CD	20A 125V	Brown	5-20R
5362CDGRY	20A 125V	Gray	5-20R
5362CDBK	20A 125V	Black	5-20R
5362CDLA	20A 125V	Light Almond	5-20R
5362CDGN	20A 125V	Green	5-20R
5362CDBL	20A 125V	Blue	5-20R

### Tamper-Resistant Dual-Controlled Duplex Receptacles Back & Side Wire

Catalog Number	Ratings	Color	NEMA Config.
TR5262CDI	15A 125V	Ivory	5-15R
TR5262CDW	15A 125V	White	5-15R
TR5262CD	15A 125V	Brown	5-15R
TR5262CDGRY	15A 125V	Gray	5-15R
TR5262CDLA	15A 125V	Light Almond	5-15R
TR5262CDBL	15A 125V	Blue	5-15R
TR5362CDI	20A 125V	Ivory	5-20R
TR5362CDW	20A 125V	White	5-20R
TR5362CD	20A 125V	Brown	5-20R
TR5362CDGRY	20A 125V	Gray	5-20R
TR5362CDBK	20A 125V	Black	5-20R
TR5362CDLA	20A 125V	Light Almond	5-20R
TR5362CDBL	20A 125V	Blue	5-20R



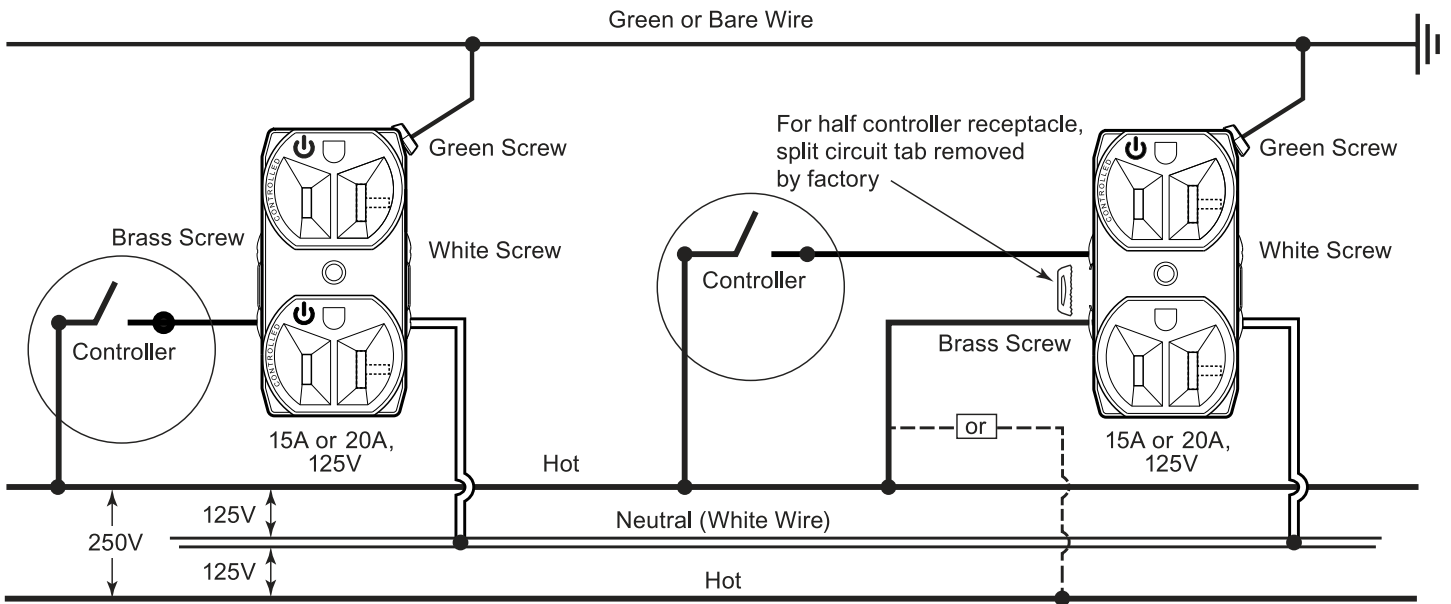
NEMA  
5-15R



NEMA  
5-20R

For more information on these and other P&S products refer to our Catalog or visit our web site.

### Plug Load Controllable Receptacles Wiring Diagram



Note: Hot conductors may be any color OTHER than white, gray or green.

### Vertical Markets

- Office
- Institutional
- MDU
- Education
- Hospitality/Lodging

### Also available...

- USB Charging Devices
- Ground Continuity Monitoring (GCM)
- SPD & Isolated Ground Devices
- Hospital Grade Devices
- Straight Blade Plugs & Connectors
- IEC 309 Industrial Products
- PlugTail® Wiring Devices
- Turnlok® Locking Devices
- Flexcor® Wire Mesh Grips

The paper used to print this document is an environmentally responsible paper with 10% post consumer waste, with FSC and SFI Chain of Custody certifications, Lacey Act compliant. 100% of the electricity used to manufacture Flo sheets is generated with Green-e certified renewable energy.

All brand and product names referenced in this document are registered trademarks or trademarks of their respective holders.



**Legrand, North America**  
 60 Woodlawn Street  
 West Hartford, CT 06110  
 1.877.BY.LEGRAND (295.3472)  
 www.legrand.us

**Canada**  
 905.738.9195  
 www.legrand.ca

FOLLOW US





**Durable receptacles designed for energy savings.**

5262CH, 5362CH, 5262CD, 5362CD  
TR5262CH, TR5362CH, TR5262CD, TR5362CD

These durable, dependable receptacles feature a permanently marked, differentiated solution that meets all necessary code requirements. The controlled receptacle marking printed on the face of the receptacle is both NEMA-approved and compliant with the National Electrical Code®, CA Title 24, and ASHRAE Energy Efficiency Standard 90.1. This clear, permanent marking helps end-users differentiate controlled receptacles from others. Corrosion-resistant plated steel straps and high-strength nylon faces make these receptacles perfect for any hard use application. They feature one-piece, triple-wipe brass contacts for lasting retention. And screw-pressure-plate back wiring makes installation fast and easy.

**Features & Benefits**

**Permanent controlled receptacle markings using abrasion-resistant ink.**

**Tri-drive brass-plated terminal screws. Two back-wire holes** for more wiring flexibility.

**.032 inch thick, brass, triple-wipe** power contacts for lasting retention.

**Strap tabs wrap around face** to prevent strap from separating from face and back body.

**Corrosion-resistant, plated steel strap** locked into face and back body to resist pulling away from face/body assembly.

**Dual mechanical shutter system** to help prevent insertion of foreign objects (in Tamper-Resistant models).

**Auto-ground clip** assures positive ground.



5362CDBK

- **Controlled receptacle marking** is NEMA-approved and compliant with 2017 NEC®, CA Title 24, and ASHRAE Energy Efficiency Standard 90.1.
- **Can be wired to any number of stand-alone** or system-based plug load control solutions.

- **CH Version Only: Split circuit tab broken at the factory**, allowing half of the receptacle to be controlled.
- **Two drive screws anchor strap** to back body and face where abrupt removal torque is strongest.

**3rd Party Compliance**



UL Listed, File Number E140596, Standard UL498. Fed Spec WC596. CSA Certified File Number LR16063, Standard CSA-C22.2 No. 42 General Use Receptacles. Conforms to NEMA WD-1 and WD-6.

## Technical Information

### Performance

#### Electrical

Dielectric Withstand Voltage	Withstands 2000V minimum
Maximum Working Voltage	125V
Current Interrupting	Certified for current interrupting at full-rated current
Temperature Rise	Maximum 30°C temperature rise at full-rated current after 50 cycles of overload at 150% of rated current with direct current

#### Mechanical


Terminal Identification	Terminal Identification in accordance with UL 498 (Brass, White, Green)
Terminal Accommodation	#14 AWG - #10 AWG copper conductor only
Product Identification	Ratings are permanent part of the device

#### Environmental


Flammability	UL94 V2
Operating Temperature	Maximum continuous +60°C, minimum -40°C (without impact)

### Materials

Face	Nylon
Back Body	PVC
Line Contacts	.032 688 Brass
Mounting Strap	.042" Zinc-Plated Steel
Ground Contacts	.040" 688 Brass
Pressure Plate	.080" Steel
Terminal Screws	#8 Tri-Drive Steel (Neutral = Nickel-Plated Steel)
Ground Screw	#8 Hex Tri-Drive Brass
Assembly Drive Screw	Zinc-Plated Steel
Auto-Ground Clip	Stainless Steel
Mounting Screws	Tri-Drive Steel
Ink	Pad Printed
Tamper-Resistant Shutters	Thermoplastic (for TR models)



**5362CDBK**



**TR5362CHBK**

### Warranty

1 Year

## Ordering Information

### Half-Controlled Duplex Receptacles Back & Side Wire

Catalog Number	Ratings	Color	NEMA Config.
5262CHI	15A 125V	Ivory	5-15R
5262CHW	15A 125V	White	5-15R
5262CH	15A 125V	Brown	5-15R
5262CHGRY	15A 125V	Gray	5-15R
5262CHBK	15A 125V	Black	5-15R
5262CHLA	15A 125V	Light Almond	5-15R
5262CHGN	15A 125V	Green	5-15R
5262CHBL	15A 125V	Blue	5-15R
5362CHI	20A 125V	Ivory	5-20R
5362CHW	20A 125V	White	5-20R
5362CH	20A 125V	Brown	5-20R
5362CHGRY	20A 125V	Gray	5-20R
5362CHBK	20A 125V	Black	5-20R
5362CHLA	20A 125V	Light Almond	5-20R
5362CHGN	20A 125V	Green	5-20R
5362CHBL	20A 125V	Blue	5-20R

### Tamper-Resistant Half-Controlled Duplex Receptacles Back & Side Wire

Catalog Number	Ratings	Color	NEMA Config.
TR5262CHI	15A 125V	Ivory	5-15R
TR5262CHW	15A 125V	White	5-15R
TR5262CHGRY	15A 125V	Gray	5-15R
TR5262CHLA	15A 125V	Light Almond	5-15R
TR5262CHBL	15A 125V	Blue	5-15R
TR5362CHI	20A 125V	Ivory	5-20R
TR5362CHW	20A 125V	White	5-20R
TR5362CH	20A 125V	Brown	5-20R
TR5362CHGRY	20A 125V	Gray	5-20R
TR5362CHBK	20A 125V	Black	5-20R
TR5362CHLA	20A 125V	Light Almond	5-20R
TR5362CHBL	20A 125V	Blue	5-20R

### Dual-Controlled Duplex Receptacles Back & Side Wire

Catalog Number	Ratings	Color	NEMA Config.
5262CDI	15A 125V	Ivory	5-15R
5262CDW	15A 125V	White	5-15R
5262CD	15A 125V	Brown	5-15R
5262CDGRY	15A 125V	Gray	5-15R
5262CDBK	15A 125V	Black	5-15R
5262CDLA	15A 125V	Light Almond	5-15R
5262CDGN	15A 125V	Green	5-15R
5262CDBL	15A 125V	Blue	5-15R
5362CDI	20A 125V	Ivory	5-20R
5362CDW	20A 125V	White	5-20R
5362CD	20A 125V	Brown	5-20R
5362CDGRY	20A 125V	Gray	5-20R
5362CDBK	20A 125V	Black	5-20R
5362CDLA	20A 125V	Light Almond	5-20R
5362CDGN	20A 125V	Green	5-20R
5362CDBL	20A 125V	Blue	5-20R

### Tamper-Resistant Dual-Controlled Duplex Receptacles Back & Side Wire

Catalog Number	Ratings	Color	NEMA Config.
TR5262CDI	15A 125V	Ivory	5-15R
TR5262CDW	15A 125V	White	5-15R
TR5262CD	15A 125V	Brown	5-15R
TR5262CDGRY	15A 125V	Gray	5-15R
TR5262CDLA	15A 125V	Light Almond	5-15R
TR5262CDBL	15A 125V	Blue	5-15R
TR5362CDI	20A 125V	Ivory	5-20R
TR5362CDW	20A 125V	White	5-20R
TR5362CD	20A 125V	Brown	5-20R
TR5362CDGRY	20A 125V	Gray	5-20R
TR5362CDBK	20A 125V	Black	5-20R
TR5362CDLA	20A 125V	Light Almond	5-20R
TR5362CDBL	20A 125V	Blue	5-20R



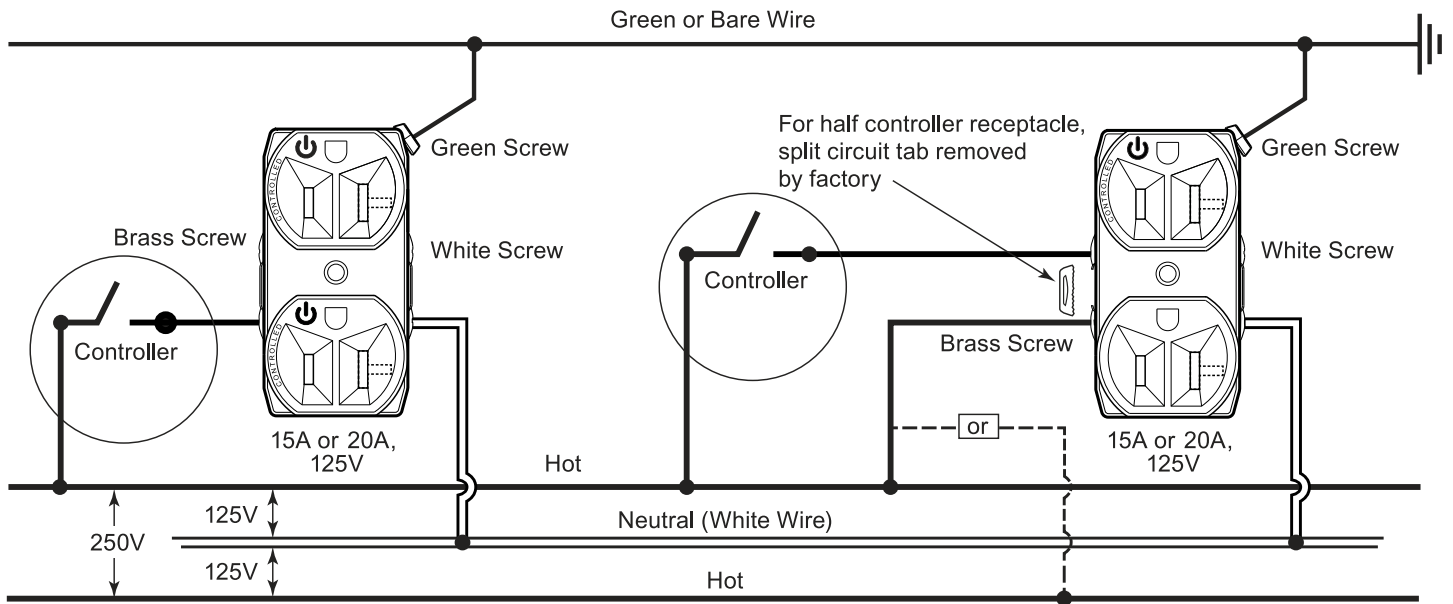
NEMA  
5-15R



NEMA  
5-20R

For more information on these and other P&S products refer to our Catalog or visit our web site.

## Plug Load Controllable Receptacles Wiring Diagram



Note: Hot conductors may be any color OTHER than white, gray or green.

## Vertical Markets

- Office
- Institutional
- MDU
- Education
- Hospitality/Lodging

## Also available...

- USB Charging Devices
- Ground Continuity Monitoring (GCM)
- SPD & Isolated Ground Devices
- Hospital Grade Devices
- Straight Blade Plugs & Connectors
- IEC 309 Industrial Products
- PlugTail® Wiring Devices
- Turnlok® Locking Devices
- Flexcor® Wire Mesh Grips

The paper used to print this document is an environmentally responsible paper with 10% post consumer waste, with FSC and SFI Chain of Custody certifications, Lacey Act compliant. 100% of the electricity used to manufacture Flo sheets is generated with Green-e certified renewable energy.

All brand and product names referenced in this document are registered trademarks or trademarks of their respective holders.



**Legrand, North America**  
60 Woodlawn Street  
West Hartford, CT 06110  
1.877.BY.LEGRAND (295.3472)  
www.legrand.us

**Canada**  
905.738.9195  
www.legrand.ca

FOLLOW US

