



1970 SERIES X-TREME BOX™

When there's a job to do...there's no time to fool around with power! Southwire's X-TREME BOX™ unit provides work-site power distribution that's economical, rugged, and most of all, safe! Now available in two versions to meet contractor demands. The new roll cage designs are constructed with a tubular steel frame for added durability and are vertically stackable for easy transports. The X-TREME BOX™ power distribution center is the only choice for your harsh jobsite conditions.



PERFORMANCE

- Weather-proof receptacles and circuit breaker cover
- Premium electrical components
- Rugged, heavy-gauge carbon steel
- Corrosion-resistant powder coat finish

POWER

- 50A CA-style main inlet and outlet
- NEMA 30A locking receptacle with overload protection

CONNECTIONS

- Six 20A receptacle
- One 30A receptacle
- Plug and play design with standard jobsite power

SAFETY

- Overcurrent protected receptacles
- Dedicated GFCI module for each 20A outlet

**BUILT FOR DURABILITY.
BUILT FOR RELIABILITY.
BUILT FOR WORK.™**

1-855-798-6657 | SOUTHWIRETOOLS.COM

©2018 Southwire Company, LLC. All rights reserved.
*Registered Trademark & ™Trademark of Southwire Company, LLC.











1970 SERIES X-TREME BOX™

FEATURES & BENEFITS

- Dedicated GFCI module and circuit breaker for each 20 amp receptacle
- Flagged circuit breakers for easier troubleshooting
- Premium breakers and all-copper backplane for superior performance
- OHA/NEC/CEC Compliant, cULus Listed to NEMA 3R
- Spring loaded flip covers on all inlets and outlets
- CA-style connections reduce electrical hookup and labor costs
- Advanced GFCI technology with open neutral and over-voltage protection
- Several boxes can be run in series before a significant drop in voltage occurs
- Locking or straight blade receptacle models available
- Roll cage versions stack for easy transport



SPECIFICATIONS

PART#	BASE	50A INLET AND FEED THRU	20A OUTLETS(6)	NAME FACE	30A OUTLET	NAME FACE	WT (LBS)
19703R02	Sled Base	50A 125/250V Locking California-Style CS6364 Inlet and CS6364 Outlet 	NEMA 5-20 T Slot single receptacles with GFCI protection 		NEMA L6-30		34
19723R02	Roll Cage				NEMA L14-30 		
19713R02	Sled Base						
19733R02	Roll Cage				NEMA L6-30		
19603R02	Sled Base		NEMA L14-30				
19623R02	Roll Cage						
19613R02	Sled Base						
19633R02	Roll Cage						

**BUILT FOR DURABILITY.
BUILT FOR RELIABILITY.
BUILT FOR WORK.™**

1-855-798-6657 | SOUTHWIRETOOLS.COM

©2018 Southwire Company, LLC. All rights reserved.
*Registered Trademark & ™Trademark of Southwire Company, LLC.



1970 SERIES X-TREME BOX™

When there's a job to do...there's no time to fool around with power! Southwire's X-TREME BOX™ unit provides work-site power distribution that's economical, rugged, and most of all, safe! Now available in two versions to meet contractor demands. The new roll cage designs are constructed with a tubular steel frame for added durability and are vertically stackable for easy transports. The X-TREME BOX™ power distribution center is the only choice for your harsh jobsite conditions.



PERFORMANCE

- Weather-proof receptacles and circuit breaker cover
- Premium electrical components
- Rugged, heavy-gauge carbon steel
- Corrosion-resistant powder coat finish

POWER

- 50A CA-style main inlet and outlet
- NEMA 30A locking receptacle with overload protection

CONNECTIONS

- Six 20A receptacle
- One 30A receptacle
- Plug and play design with standard jobsite power

SAFETY

- Overcurrent protected receptacles
- Dedicated GFCI module for each 20A outlet

**BUILT FOR DURABILITY.
BUILT FOR RELIABILITY.
BUILT FOR WORK.™**

1-855-798-6657 | SOUTHWIRETOOLS.COM

©2018 Southwire Company, LLC. All rights reserved.
*Registered Trademark & ™Trademark of Southwire Company, LLC.



























1970 SERIES X-TREME BOX™

FEATURES & BENEFITS

- Dedicated GFCI module and circuit breaker for each 20 amp receptacle
- Flagged circuit breakers for easier troubleshooting
- Premium breakers and all-copper backplane for superior performance
- OHA/NEC/CEC Compliant, cULus Listed to NEMA 3R
- Spring loaded flip covers on all inlets and outlets
- CA-style connections reduce electrical hookup and labor costs
- Advanced GFCI technology with open neutral and over-voltage protection
- Several boxes can be run in series before a significant drop in voltage occurs
- Locking or straight blade receptacle models available
- Roll cage versions stack for easy transport



SPECIFICATIONS

PART#	BASE	50A INLET AND FEED THRU	20A OUTLETS(6)	NAME FACE	30A OUTLET	NAME FACE	WT (LBS)				
19703R02	Sled Base	50A 125/250V Locking California-Style CS6364 Inlet and CS6364 Outlet 	NEMA 5-20 T Slot single receptacles with GFCI protection 		NEMA L6-30		34				
19723R02	Roll Cage				NEMA L5-20 single receptacles with GFCI protection 			NEMA L14-30			
19713R02	Sled Base							NEMA L5-20 single receptacles with GFCI protection 		NEMA L6-30	
19733R02	Roll Cage				NEMA L5-20 single receptacles with GFCI protection 					NEMA L14-30	
19603R02	Sled Base		NEMA L5-20 single receptacles with GFCI protection 					NEMA L6-30			
19623R02	Roll Cage							NEMA L5-20 single receptacles with GFCI protection 		NEMA L14-30	
19613R02	Sled Base									NEMA L5-20 single receptacles with GFCI protection 	
19633R02	Roll Cage				NEMA L5-20 single receptacles with GFCI protection 			NEMA L14-30			

**BUILT FOR DURABILITY.
BUILT FOR RELIABILITY.
BUILT FOR WORK.™**

1-855-798-6657 | SOUTHWIRETOOLS.COM

©2018 Southwire Company, LLC. All rights reserved.
*Registered Trademark & ™Trademark of Southwire Company, LLC.