






## Standard and Heavy-Duty Toggle Switches

Product	Description	Poles	Circuitry	Termination Style	No. of Terminals	Rating			Dimensions (L" × W" × H" )	Cat. No.
						Amps 125 VAC	Amps 277 VAC	HP 125-250 VAC		
	Heavy-Duty Toggle Switch	DPDT	On-On	Screw	6	20	10	1-1/2	1.30 × .76 × .80	<b>774015</b> <b>774015BK†</b>
	Heavy-Duty Toggle Switch	DPDT	On-On	Spade	6	20	10	1-1/2	1.30 × .76 × .80	<b>774091</b> <b>774091BK†</b>
	Heavy-Duty Toggle Switch	DPDT	(On)-On	Screw	6	20	10	1-1/2	1.30 × .76 × .80	<b>774028</b> <b>774028BK†</b>
	Heavy-Duty Toggle Switch	DPDT	On-Off-On	Screw	6	20	10	1-12	1.30 × .76 × .80	<b>774016</b> <b>774016BK†</b>
	Heavy-Duty Toggle Switch	DPDT	On-Off-On	Spade	6	20	10	1-1/2	1.30 × .76 × .80	<b>774003</b> <b>774003BK†</b>
	Heavy-Duty Toggle Switch	DPDT	(On)-Off-On	Screw	6	20	10	1-12	1.30 × .76 × .80	<b>774104</b>
	Heavy-Duty Toggle Switch	DPDT	(On)-Off-(On)	Screw	6	20	10	1-12	1.30 × .76 × .80	<b>774000</b>
	Heavy-Duty Toggle Switch	DPDT	(On)-Off-(On)	Spade	6	20	10	1-1/2	1.30 × .76 × .80	<b>774115</b> <b>774115BK†</b>
	Toggle Switch	3PST	On-Off	Screw	6	15	10*	3/4	1.31 × 1.09 × .80	<b>774106</b>
	Toggle Switch	3PDT	On-On	Screw	9	15	10*	3/4	1.31 × 1.09 × .80	<b>774089</b> <b>774089BK†</b>
	Toggle Switch	3PDT	On-Off-On	Screw	9	15	10*	3/4	1.31 × 1.09 × .80	<b>774092</b>
	Toggle Switch	4PST	On-Off	Screw	8	15	10*	3/4	1.31 × 1.44 × .80	<b>774108</b>
	Toggle Switch	4PDT	On-On	Screw	12	15	10*	3/4	1.31 × 1.44 × .80	<b>774109</b>
	Toggle Switch	4PDT	On-Off-On	Screw	12	15	10*	3/4	1.31 × 1.44 × .80	<b>774110</b>

\*250VAC, Dielectric strength: 1000V ( ) denotes momentary action †Bulk Package of 100