



ELLIOTT ELECTRIC SUPPLY

We Deliver...Lower Cost, Quality Products, & Personal Service

3804 South Street
75964-7263, TX Nacogdoches
Phone: 936-569-7941
Fax: 936-560-4685



800BAC 800 Rcwy Base and Cover V

Wiremold/Legrand

Catalog Number	800BAC
Manufacturer	Wiremold/Legrand
Description	Nonmetallic Raceway, PVC Material, Ivory, Smooth Texture Natural Base;Matte Texture Ivory, 600 V (UI)/300 V (Csa), 50 FT Length, 1-5/16 In Width, 7/16 In Height, 0.153 LB
Weight per unit	0.1530 (lbs/each)
Product Category	Non-Metallic Raceway & Accy.

Features

Back Type	ADHESIVE
-----------	----------

Dimensions and Weight

Height in inch	7/16 IN
Length in ft	5 A
Width in inch	1.3125 in

Descriptions

Commodity Description	Surf Rcwys, Etc. - Non-Metallic Raceway & Accessories
Description	800 RCWY BASE AND COVER V

Manufacturer Information

GTIN	00786776099706
Model	800 W
UPC	786776099706

Taxonomies, Classifications, and Categories

Category Description	Panduit & Wiremold Metallic & Non-Metallic Raceways
Type	TWO PIECE SINGLE CHANNEL

Packaging

Carton	1
Package	100
Standard Package	100 FT
Weight Per each	0.153

Uses, Certifications, and Standards

Approval	UL (CANADA AND US)
----------	--------------------

400, 800, 2300 & 2300D SERIES™ RACEWAYS

Two-Piece, Single- and Dual-Channel, Low Profile



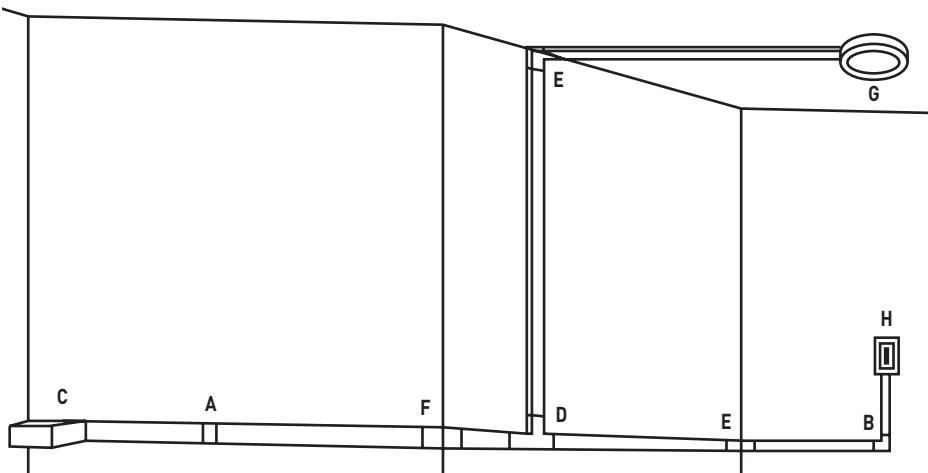
Two-piece, single- and dual-channel, low profile raceway. Easy-to-install and ideal for power or communication installations.

CODE REFERENCE

cULus Listed Raceway:
File E90378 Guide RJTX.
Complies with flammability requirements of UL-5A.

Fittings:
File E90377 Guide RJYT.
Meets Article 388 of NEC.
UL Listed for up to 600V.
Meets Section 12-1600 of CEC.

400, 800, 2300 & 2300D Series Raceways System Layout



NOTE: Illustration is for showing product applications only.

KEY

- | | |
|---|--|
| A. 406, 806, 2306 Cover Clip | E. 417, 817, 2317, 2317DFO Internal Elbow |
| B. 411, 811, 2311, 2311DFO Flat Elbow Fitting | F. 418, 818, 2318, 2318DFO External Elbow |
| C. 810A2, 2310A, 2310DFO Entrance End Fitting | G. 2337A, 2338A Round Device Boxes |
| D. 415, 815, 2315 Tee | H. 2344, 2347, 2348 Sure-Snap Device Boxes |

COLOR OPTIONS



400, 800, 2300 Series Raceway Part Numbers with a "-WH" suffix have a white finish. Part Numbers without a suffix have an ivory finish. 400, 800, 2300 Series Raceways are paintable using latex paint.

Custom color options are also available. Consult the factory for more information.

400, 800, 2300 & 2300D SERIES™ RACEWAYS

Ordering Information

400 Series Raceway Wire Fill Capacities for Communications

	CABLE/WIRE SIZE	O.D. (Approx. Dia.)		40% FILL
		Inches	[mm]	
UNSHIELDED TWISTED PAIR	4-pair, 24 AWG, Cat 3	0.190	[4.8]	1
	4-pair, 24 AWG, Cat 5e	0.210	[5.3]	1
	4-pair, 24 AWG, Cat 6	0.250	[6.3]	1
	4-pair, 24 AWG, Cat 6a*	0.354	[9.0]	0
	25-pair, 24 AWG	0.410	[10.4]	0
COAXIAL	RG6/U	0.270	[6.9]	0
FIBER	ZipCord	0.118 x 0.236	[3 x 6]	1
	Round 4 Strand Fiber	0.187	[4.8]	1
	Round 6 Strand Fiber	0.256	[6.5]	1

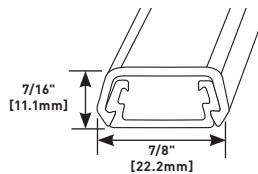
400 Series Raceway Wire Fill Capacities for Power

WIRE SIZE THHN/THWN	O.D.		NO. OF CONDUCTORS
	Inches	[mm]	
14 AWG	0.111	[2.8]	5
12 AWG	0.130	[3.3]	3
10 AWG	0.164	[4.2]	0

NOTE: For additional information, refer to the Technical Section.

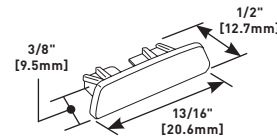
* Category 6 augmented (6a) cable for 10 gigabit ethernet – max allowed cable diameter per addenda No. 11 ANSI TIA/EIA 568-B.2.

400BAC Raceway Base and Cover



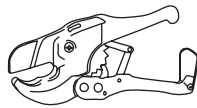
Low-profile, two-piece raceway with durable, textured PVC ivory or white finishes. Available in 5' [1.52m] lengths. Packed 100' [30.5m] per carton. Supplied with wide adhesive tape along its entire length. Also available in white (400BAC-WH).

410B Blank End Fitting



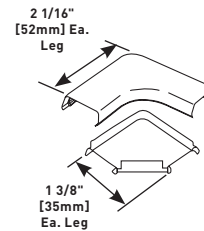
For closing open end of 400BAC Series Raceway. Also available in white (410B-WH).

PVC-1 PVC Raceway Cutter



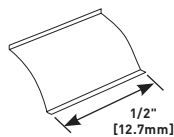
Regular duty cutter. Ideal for use with small nonmetallic raceways.

411 Flat Elbow



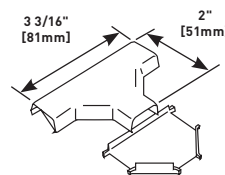
For right angle turns on same surface. Also available in white (411-WH).

400WC Wire Clip



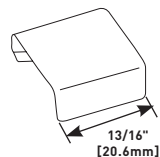
For holding conductors in place.

415 Tee



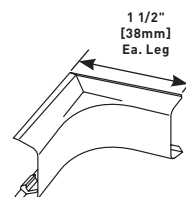
For branching of raceway running at right angles. Also available in white (415-WH).

406 Cover Clip



For covering joint where two pieces of 400BAC Series Raceway Cover come together. Also available in white (406-WH).

417 Internal Elbow



For right angle turns around internal corners. Also available in white (417-WH).

WIREMOLD

 legrand®

400, 800, 2300, 2300D Series Raceway Systems

400, 800, 2300, 2300D Surface Nonmetallic Raceway Systems

For Low Voltage and Power Applications




The 400, 800, and 2300 Series, from The Wiremold Company, is a family of single compartment raceways for communication or power applications ideal for use in classrooms, office, and hotel applications or anywhere a small low profile raceway is needed. The 2300D Nonmetallic Divided Raceway is for use when power and low voltage cabling is required in the same raceway.

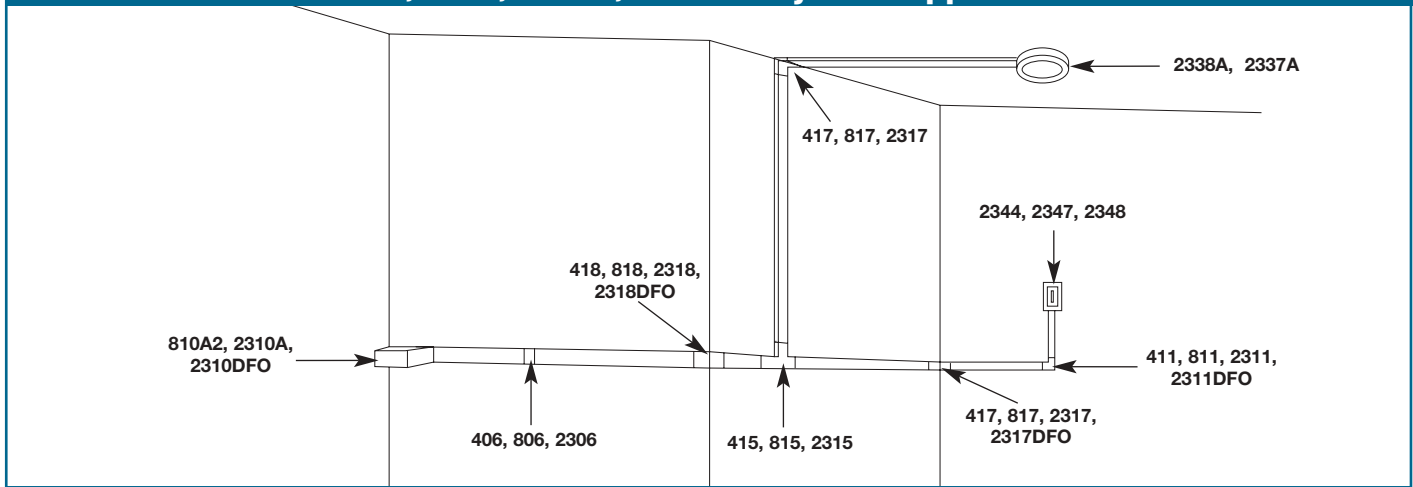


400, 800, 2300, and 2300D

Features & Benefits

- **Single and dual compartment low profile raceway design.** Provides functionality and flexibility with aesthetics for single or dual service applications.
- **Over-the-raceway box for 2300 and 2300D.** Boxes mount over continuous run of raceway base eliminating the need to cut raceway when locating devices.
- **Quick Fit™ integral faceplate.** Provides flush look and ease of installation. Eliminates the need for additional commercial faceplates.
- **Durable, textured PVC ivory or white finish.** Blends with walls and ceilings. Consult factory for special colors.
- **Datacom connectivity options.** Accepts industry standard and proprietary devices from a wide range of manufacturers to provide a seamless and aesthetically pleasing interface for voice, data, audio, and video applications at the point of use.
- **Accommodates communication and/or power wiring.** Can be used for communications, computer lines, surveillance systems, fire alarms, outlets, and more.
- **Lightweight and easy to handle.** Saves time and labor costs. Standard 5' [1.525m] lengths can be easily installed by one person. Special lengths up to 10' [3.050m] are available.
- **FiberReady™ divided fittings.** For use with 2300 and 2300D. Full capacity, aesthetically pleasing fittings provide 2" [51mm] bend radius.
- **Snap-on cover.** Provides security with access to wiring for changes or additions.
- **Easy to cut.** Use a hacksaw or shears to cut raceway which speeds installation.
- **Choice of raceway sizes with full line of fittings and accessories.** Facilitates easy installation of wiring for whatever the job requires: communication devices, receptacles, switches, temperature controls, etc.
- **Ratings:** UL 600V (UL5A), CSA 300V (CSA 22.2 No. 62-93).
- 

400, 800, 2300, 2300D System Application



NOTE: Illustration shows product applications only.

400 / 800 / 2300 / 2300D Raceway Cable Fill Capacities for Communications

	CABLE/WIRE SIZE	O.D.		400		800		2300		2300D	
		inches	[mm]	20%*	40%**	20%*	40%**	20%*	40%**	each compartment	
										20%*	40%**
UNSHIELDED TWISTED PAIR	4-Pair, 24 AWG Cat. 3	0.190	[4.8]	0	1	1	3	5	11	2	5
	4-Pair, 24 AWG Cat. 5e	0.220	[5.3]	0	1	1	3	4	9	2	4
	4-Pair, 24 AWG Cat. 6	0.250	[6.3]	0	1	1	2	3	6	1	3
TELEPHONE	2-Pair, 24 AWG	0.140	[3.6]	1	3	3	7	11	22	5	11
	3-Pair, 24 AWG	0.150	[3.8]	1	2	3	6	9	19	4	9
	4-Pair, 24 AWG	0.190	[4.8]	0	1	1	3	5	11	2	5
	25-Pair, 24 AWG	0.410	[10.4]	0	0	0	0	1	2	0	1
COAXIAL	RG58/U	0.195	[5.0]	0	1	1	3	5	11	2	5
	RG59/U	0.242	[6.1]	0	1	1	2	3	7	1	3
	RG62/U	0.242	[6.1]	0	1	1	2	3	7	1	3
	RG6/U	0.270	[6.9]	0	0	0	1	2	5	1	2
TWINAXIAL	100 Ohm	0.330	[8.4]	0	0	0	1	1	3	0	1
SHIELDED TWISTED PAIR	TYPE 1	0.390	[9.9]	0	0	0	0	1	2	0	1
	TYPE 2	0.465	[11.8]	0	0	0	0	1	2	0	1
	TYPE 3	0.245	[6.2]	0	1	1	2	3	7	1	3
FIBER	Mini Zip Cord	0.079 x 0.157	[2 x 4]	2	4	4	8	13	27	6	13
	Zip Cord	0.118 x 0.157	[3 x 6]	0	1	1	3	6	12	3	6
	Round 4 Strand Fiber	0.187	[4.8]	0	1	1	3	6	12	3	6
	Round 6 Strand Fiber	0.256	[6.5]	0	1	1	2	3	6	1	3

*20% cable fill is calculated to approximate reduction in cable capacity due to connectors mounted within raceway and fittings that may restrict cross sectional area.

**40% cable fill is the maximum designed cable fill based on a proposed revision to TIA/EIA 569-A.

400 / 800 / 2300 / 2300D Raceway Wire Capacities for Power

40% FILL	WIRE SIZE THHN		
	10 AWG	12 AWG	14 AWG
400	—	3	5
800	4	5	6
2300	12	18	25
2300D*	5	8	12

*each compartment.