



# ELLIOTT ELECTRIC SUPPLY

We Deliver...Lower Cost, Quality Products, & Personal Service

3804 South Street  
75964-7263, TX Nacogdoches  
Phone: 936-569-7941  
Fax: 936-560-4685



## 817 NM Int. Elbow 800 Ivory

*Wiremold/Legrand*

Catalog Number	817
Manufacturer	Wiremold/Legrand
Description	Raceway Internal Elbow, 90 Deg Internal Elbow Type; Non-Metallic Material; 2 Inch L Size; Ivory Finish; 800 Series Single Channel Non-Metallic Surface Raceway Used On; UI (Canada and Us) Approval; 800 Model
Weight per unit	0.0300 (lbs/each)
Product Category	Non-Metallic Raceway & Accy.

### Features

Made in USA	Yes
Material	PVC

### Material, Color, and Finish

Finish	IVORY
--------	-------

### Dimensions and Weight

Size	2 INCH L X 1 5/16 INCH W
------	--------------------------

### Descriptions

Commodity Description	Surf Rcwys, Etc. - Non-Metallic Raceway & Accessories
Description	NM INT. ELBOW 800 IVORY
Long Description	RACEWAY INTERNAL ELBOW, 90 DEG INTERNAL ELBOW TYPE; NON-METALLIC MATERIAL; 2 INCH L SIZE; IVORY FINISH; 800 SERIES SINGLE CHANNEL NON-METALLIC SURFACE RACEWAY USED ON; UL (CANADA AND US) APPROVAL; 800 MODEL
Product Type	Raceway Internal Elbow

### Manufacturer Information

Brand	Plugmold
GTIN	00786776099751
Model	800 Im
UPC	786776099751

### Taxonomies, Classifications, and Categories

Category Description	Panduit & Wiremold Metallic & Non-Metallic Raceways
Type	90 DEG INTERNAL ELBOW

### Packaging

Carton	1
Package	10
Weight Per each	0.03

### Uses, Certifications, and Standards

Approval	UL, UL (CANADA AND US), CSA C22.2
Used On	800 SERIES SINGLE CHANNEL NON METALLIC SURFACE RACEWAY

# 400, 800, 2300 & 2300D SERIES™ RACEWAYS

Two-Piece, Single- and Dual-Channel, Low Profile



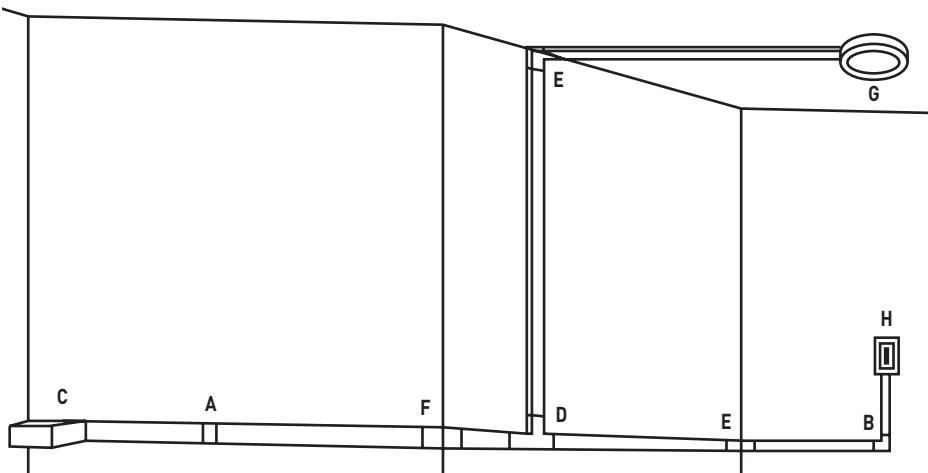
Two-piece, single- and dual-channel, low profile raceway. Easy-to-install and ideal for power or communication installations.

### CODE REFERENCE

**cULus Listed Raceway:**  
File E90378 Guide RJTX.  
Complies with flammability requirements of UL-5A.

**Fittings:**  
File E90377 Guide RJYT.  
Meets Article 388 of NEC.  
UL Listed for up to 600V.  
Meets Section 12-1600 of CEC.

## 400, 800, 2300 & 2300D Series Raceways System Layout



NOTE: Illustration is for showing product applications only.

### KEY

- |   |  |
|---|--|
| A. 406, 806, 2306 Cover Clip                  | E. 417, 817, 2317, 2317DFO Internal Elbow  |
| B. 411, 811, 2311, 2311DFO Flat Elbow Fitting | F. 418, 818, 2318, 2318DFO External Elbow  |
| C. 810A2, 2310A, 2310DFO Entrance End Fitting | G. 2337A, 2338A Round Device Boxes         |
| D. 415, 815, 2315 Tee                         | H. 2344, 2347, 2348 Sure-Snap Device Boxes |

### COLOR OPTIONS



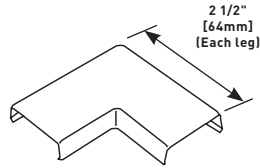
400, 800, 2300 Series Raceway Part Numbers with a "-WH" suffix have a white finish. Part Numbers without a suffix have an ivory finish. 400, 800, 2300 Series Raceways are paintable using latex paint.

**Custom color options are also available. Consult the factory for more information.**

# 400, 800, 2300 & 2300D SERIES™ RACEWAYS

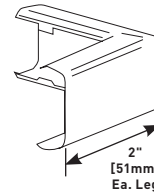
## Ordering Information

### 811 Flat Elbow



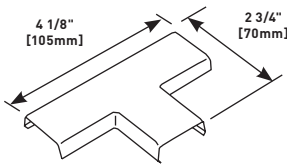
For right angle turns on same surface. Also available in white (811-WH).

### 818 External Elbow



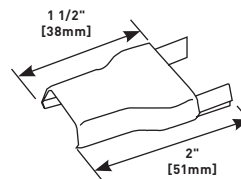
For right angle turns around external corners. Also available in white (818-WH).

### 815 Tee



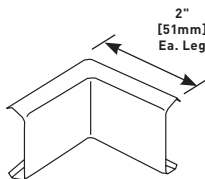
For branching of raceway running at right angles. Also available in white (815-WH).

### 889A Reducing Connector



For transitioning from 800 Series Raceway to 400 Series Raceway. Also available in white (889A-WH).

### 817 Internal Elbow



For right angle turns around internal corners. Also available in white (817-WH).

**NOTE:** Device Boxes for 800 Series Raceway can be found on pages located at the end of this product section.

## 2300 Series Raceway Wire Fill Capacities for Communications

	CABLE/WIRE SIZE	O.D. (Approx. Dia.)		40% FILL
		Inches	[mm]	
UNSHIELDED TWISTED PAIR	4-pair, 24 AWG, Cat 3	0.190	[4.8]	11
	4-pair, 24 AWG, Cat 5e	0.210	[5.3]	9
	4-pair, 24 AWG, Cat 6	0.250	[6.3]	6
	4-pair, 24 AWG, Cat 6a*	0.354	[9.0]	3
	25-pair, 24 AWG	0.410	[10.4]	2
COAXIAL	RG6/U	0.270	[6.9]	5
FIBER	ZipCord	0.118 x 0.236	[3 x 6]	12
	Round 4 Strand Fiber	0.187	[4.8]	12
	Round 6 Strand Fiber	0.256	[6.5]	6

## 2300 Series Raceway Wire Fill Capacities for Power

WIRE SIZE THHN/THWN	O.D.		NO. OF CONDUCTORS
	Inches	[mm]	
14 AWG	0.111	[2.8]	15
12 AWG	0.130	[3.3]	12
10 AWG	0.164	[4.2]	12

## 2300D Series Raceway Wire Fill Capacities for Communications

	CABLE/WIRE SIZE	O.D. (Approx. Dia.)		40% FILL (Ea. Comp.)
		Inches	[mm]	
UNSHIELDED TWISTED PAIR	4-pair, 24 AWG, Cat 3	0.190	[4.8]	5
	4-pair, 24 AWG, Cat 5e	0.210	[5.3]	4
	4-pair, 24 AWG, Cat 6	0.250	[6.3]	3
	4-pair, 24 AWG, Cat 6a*	0.354	[9.0]	1
	25-pair, 24 AWG	0.410	[10.4]	1
COAXIAL	RG6/U	0.270	[6.9]	2
FIBER	ZipCord	0.118 x 0.236	[3 x 6]	6
	Round 4 Strand Fiber	0.187	[4.8]	6
	Round 6 Strand Fiber	0.256	[6.5]	3

## 2300D Series Raceway Wire Fill Capacities for Power

WIRE SIZE THHN/THWN	O.D.		NO. OF CONDUCTORS (Each Compartment)
	Inches	[mm]	
14 AWG	0.111	[2.8]	12
12 AWG	0.130	[3.3]	8
10 AWG	0.164	[4.2]	5

**NOTE:** For additional information, refer to the Technical Section.

\* Category 6 augmented (6a) cable for 10 gigabit ethernet – max allowed cable diameter per addenda No. 11 ANSI TIA/EIA 568-B.2.