



Superfile Ltd.



THE
SEALPROOF®
SYSTEM

UL Type B Flexible, Nonmetallic Liquid-Tight Conduit



Listed under the Underwriters' Laboratories File No. E129973



CSA Certified by Canadian Standards Association File No. LL-84705

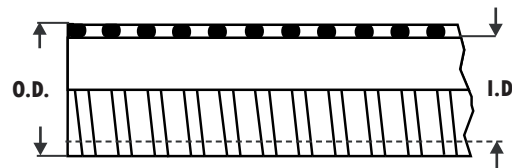
- 3/8" thru 2" trade size
- Use with SEALPROOF® straight or right angle connectors
- May also be used with metallic connectors for liquid-tight conduit
- Resists corrosion, abrasion, oil, water, acid, metal shavings, & rough environments
- Resists abuse, pull & crushing
- UL Rating: 80°C dry, 60°C wet, 80°C oil resistant
- Outdoor, sunlight resistant, direct burial
- CSA rating - 18°C to 75°C
- Smooth inside for easier wire pulling, no hazardous sharp edges or burrs, will not damage conductors
- Light weight & lower installed cost
- Quick installation, cuts with utility knife or PVC cutter

APPLICATIONS:

- HVAC equipment
- Machine tools
- Marine equipment
- Motors & controls
- Printing equipment
- Pumps
- Refrigeration equipment
- Transformer connections
- Outdoor lighting

SPECIFICATIONS

Part No.	Trade Size	Std. Pkg.	Weight Per Pkg.	Part Dimensions (inches)	
				O.D. Min.-Max.	I.D. Min.-Max.
8430	3/8"	100	9	.690-.710	.484-.504
8431	1/2"	100	10	.820-.840	.622-.642
8432	3/4"	100	14	1.030-1.050	.820-.840
8433	1"	100	19	1.290-1.315	1.041-1.066
8434	1-1/4"	100	22	1.630-1.660	1.380-1.410
8435	1-1/2"	50	14	1.865-1.900	1.575-1.600
8436	2"	50	21	2.340-2.375	2.020-2.045



For Custom Orders :

- a. Available in Black
 - b. Custom cut lengths available.
- Consult factory for details

Standard Color - Gray

* Also available in 1,000 ft. & 800 ft. reels, respectively. Call factory for details



Flexible, Nonmetallic Electrical Tubing

Recognized under the Component program of Underwriters' Laboratories File No. E129972



CSA Certified by Canadian Standards Association File No. LL-84707

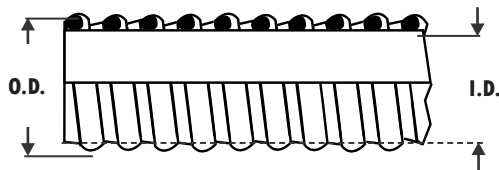


- ¼" thru 2" trade size
- Use with SEALPROOF® straight or right angle connectors
- Resists corrosion, oil, & water
- Maximum flexibility, can be used in extremely tight quarters
- Resists abuse, pull & crushing
- Smooth inside for easier wire pulling
- Light weight, lower installed cost
- Outdoor, sunlight resistant
- Quick installation, cuts with utility knife or PVC cutter
- Integral rigid & flexible PVC construction
- Suitable for use in high vibration or flexing applications
- Ideal for fiber optic cable protection

APPLICATIONS:

- Automotive equipment
- Computer & peripherals
- Fiber optics
- Lab equipment
- Lasers
- Office equipment
- Processing control & monitoring equipment
- Robotics
- White goods systems

SPECIFICATIONS



Part No.	Trade Size	Std. Pkg.	Weight Per Pkg.	Part Dimensions (inches)	
				O.D. Min.-Max.	I.D. Min.-Max.
8449*	¼"	100	8	.560-.575	.385-.405
8450	⅜"	100	9	.690-.710	.484-.504
8451	½"	100	10	.820-.840	.622-.642
8452	¾"	100	14	1.030-1.050	.820-.840
8453	1"	100	19	1.290-1.315	1.041-1.066
8454	1-¼"	100	22	1.630-1.660	1.380-1.410
8455	1-½"	50	14	1.865-1.900	1.575-1.600
8456	2"	50	21	2.340-2.375	2.020-2.045

Standard Color - Black



www.superflex.com



sales@superflex.com

Superflex Ltd.

Nonmetallic Liquid-Tight Straight Conduit Connectors



Listed under the Underwriters' Laboratories File No. E197675

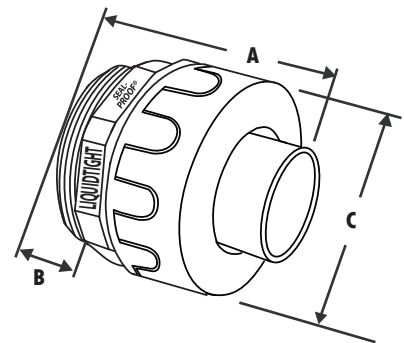
- Available 3/8" through 2"
- All nylon construction resists salt water, weak acids, gasoline, alcohol, oil, grease, & common solents
- No disassembly required. Instead, the installer simply pushes the conduit or tubing onto the ferrule, tightening the domed sealing nut. The completed assembly can then be secured in the chassis by the locknut (or first secure the connector into an NPT threaded hole)
- No threading of the conduit or tubing required to install, eliminating the possibility of cutting the conduit & creating leak paths
- Standard color - Black or Gray
- Complete conduit/connector system is reusable. Conduit will not wind tight onto the connector during assembly & can be easily removed by pulling while turning in a clockwise direction
- Suitable for indoor/outdoor use; for original equipment manufacturers or field installers
- Lower installed cost
- Molded of type nylon 6. Flammability classification 94V-2; temperature index 125° C
- "O" Ring & steel locknut included

APPLICATIONS:

- HVAC equipment
- Machine tools
- Marine equipment
- Motors & controls
- Printing equipment
- Pumps
- Refrigeration equipment
- Assemblies
- Wire hook-up

SPECIFICATIONS

Part No.		Trade Size	K.O. Size	Std. Pkg.	Weight Per Pkg.	Part Dimensions (inches)		
Gray	Black					A	B	C
-	8398AB	1/4"	PG7	100	4	1.750	0.440	1.062
88401	88400	3/8"	1/2"	25/100	5	2.000	0.540	1.400
88403	88402	1/2"	1/2"	25/100	5	2.000	0.540	1.400
88405	88404	3/4"	3/4"	10/100	7	2.200	0.635	1.700
88407	88406	1"	1"	5/50	7	2.280	0.740	2.000
88409	88408	1-1/4"	1-1/4"	5/25	5	2.440	0.760	2.400
88411	88410	1-1/2"	1-1/2"	2/10	3	2.700	0.800	2.670
88413	88412	2"	2"	2/10	4	2.990	0.850	3.280



Nonmetallic Liquid-Tight 90° Conduit Connectors

Listed under the Underwriters' Laboratories File No. E197675

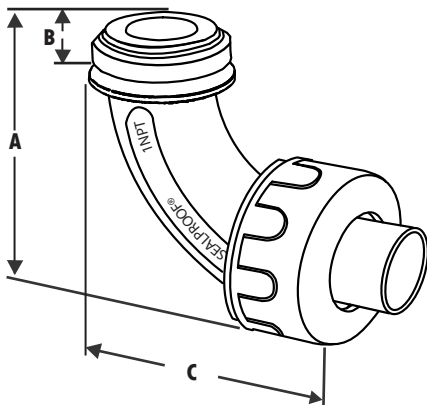


- Available 3/8" through 2"
- All nylon construction resists salt water, weak acids, gasoline, alcohol, oil, grease, & common solvents
- No disassembly required. Instead, the installer simply pushes the conduit or tubing onto the ferrule, tightening the domed sealing nut. The completed assembly can then be secured in the chassis by the locknut (or first secure the connector into a NPT threaded hole)
- No threading of the conduit or tubing required to install, eliminating the possibility of cutting the conduit & creating leak paths
- Standard Color: Black or Gray
- Complete conduit/connector system is reusable. Conduit will not wind tight onto the connector during assembly & can be easily removed by pulling while turning in a clockwise direction
- Suitable for indoor/outdoor use; for original equipment manufacturers or field installers
- Lower installed cost
- Molded of type nylon 6. Flammability classification 94V-2; temperature index 125° C
- Smooth internal surfaces for easier wire installation around corner angles
- "O" Ring & steel locknut included

APPLICATIONS:

- HVAC equipment
- Machine tools
- Marine equipment
- Motors & controls
- Printing equipment
- Pumps
- Refrigeration equipment
- Assemblies
- Wire hook-up

SPECIFICATIONS



Part No.		Trade Size	K.O. Size	Std. Pkg.	Weight Per Pkg.	Part Dimensions (inches)		
Gray	Black					A	B	C
88416	88415	3/8"	1/2"	10/100	5	2.120	0.500	3.120
88418	88417	1/2"	1/2"	10/100	5	2.120	0.500	3.120
88420	88419	3/4"	3/4"	10/100	10	2.500	0.520	3.600
88422	88421	1"	1"	5/50	8	3.125	0.700	4.125
88424	88423	1-1/4"	1-1/4"	5/25	7	4.450	0.760	5.200
88426	88425	1-1/2"	1-1/2"	2/10	4	4.750	0.800	5.200
88428	88427	2"	2"	2/10	5	5.420	0.860	5.800



www.superflex.com



sales@superflex.com

Superflex Ltd.

Liquid-Tight Screw-On Conduit Connectors



U.S. Patent: 7,848,561

Listed under the Underwriters' Laboratories File No. E197675

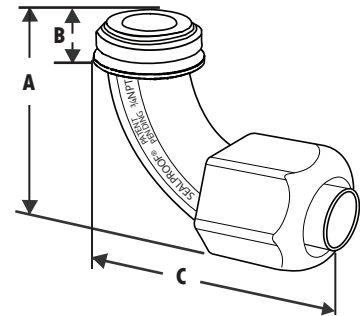
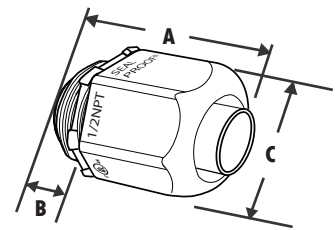
- Available in 1/2" & 3/4" trade size
- UL & CUL listed
- PVC construction produced from UV rated material for long outdoor life
- Attractive one-piece design
- No disassembly required; simply screw the connector onto the conduit
- Time & cost saving benefits over other brands
- Design allows superior liquid-tight seal & optimum pull strength without compression nut
- Ideal for conduit assemblies & installers
- "O" Ring & steel locknut included

APPLICATIONS:

- HVAC equipment
- Machine tools
- Marine equipment
- Motors & controls
- Printing equipment
- Pumps
- Refrigeration equipment
- Assemblies
- Wire hook-up

SPECIFICATIONS

Part No.	Description	Trade Size	K.O. Size	Std. Pkg.	Weight Per Pkg.	Part Dimensions (inches)		
						A	B	C
88503	Straight Screw On	1/2"	1/2"	25/100	5	1.750	0.500	1.250
88505	Straight Screw On	3/4"	3/4"	25/100	7	1.800	0.625	1.500
88518	90° Sweep Screw On	1/2"	1/2"	10/100	7	1.875	0.500	3.125
88520	90° Sweep Screw On	3/4"	3/4"	10/100	9	2.375	0.625	3.500



Nonmetallic Liquid-Tight Multi-Angle Conduit Connectors

U.S. Patent: 7.658.418

Listed under the Underwriters' Laboratories File No. E197675

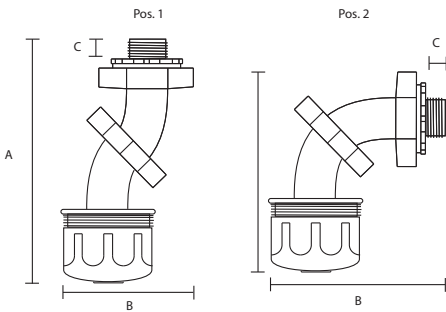


- Listed under the Underwriter's Laboratories
- Available in 1/2 inch and 3/4 inch sizes
- All nylon construction resists salt water, weak acids, gasoline, alcohol, oil, grease, and common solvents
- No disassembly required. Instead, the installer simply pushes the conduit or tubing onto the ferrule, tightening the domed sealing nut. The completed assembly can then be secured in the chassis by the locknut (or first secure the connector into an NPT threaded hole)
- Standard color - Black or Gray
- Eliminate inventory, as the swivel design can be substituted for a Straight or 90° connector
- Molded of type nylon 6. Flammability classification 94V-2: temperature index 125°C
- Suitable for indoor/outdoor use
- "O" Ring and steel locknut included

APPLICATIONS:

- HVAC equipment
- Machine tools
- Marine equipment
- Motors & controls
- Printing equipment
- Pumps
- Refrigeration equipment
- Transformer connections
- Outdoor lighting

SPECIFICATIONS



Part No.	Trade Size	K.O. Size	Std. Pkg.	Weight Per Pkg.	Part Dimensions (inches)					
					Pos. 1 Dim. A	Pos. 1 Dim. B	Pos. 1 Dim. C	Pos. 2 Dim. A	Pos. 2 Dim. B	Pos. 2 Dim. C
88618	1/2"	1/2"	100	7	3.350"	2.15"	0.500"	3.025"	2.395"	0.500"
88620	3/4"	3/4"	100	7	4.30"	2.65"	0.520"	3.850"	3.350"	0.520"
88617	1/2"	1/2"	100	7	3.350"	2.15"	0.500"	3.025"	2.395"	0.500"
88619	3/4"	3/4"	100	7	4.30"	2.65"	0.520"	3.850"	3.350"	0.520"



www.superflex.com



sales@superflex.com



Straight Zinc Diecast Liquid-Tight Conduit Connectors



Listed under the Underwriters' Laboratories File No. E197675

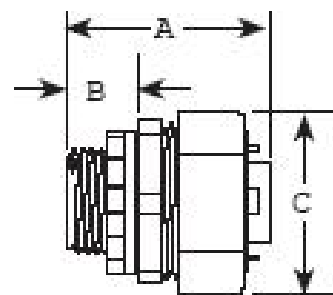
- Available $\frac{3}{8}$ " through 4"
- For use with both Metallic Liquid Tight Conduit and Nonmetallic Liquid Tight Type B
- Zinc die cast construction resists salt water, weak acids, gasoline, alcohol, oil, grease, & common solvents
- Resistant to outdoor weather conditions
- No disassembly required. Instead, the installer simply twists the conduit or tubing onto the ferrule, tightening the domed sealing nut. The completed assembly can then be secured in the chassis by the locknut (or first secure the connector into an NPT threaded hole)
- No threading of the conduit or tubing required to install, eliminating the possibility of cutting the conduit & creating leak paths
- Complete conduit/connector system is reusable. Conduit will not wind tight onto the connector during assembly & can be easily removed by pulling while turning clockwise
- Suitable for indoor/outdoor use; for original equipment manufacturers or field installers
- Lower installed cost
- "O" Ring & zinc locknut included

APPLICATIONS:

- HVAC equipment
- Machine tools
- Marine equipment
- Motors & controls
- Printing equipment
- Pumps
- Refrigeration equipment
- Assemblies
- Wire hook-up

SPECIFICATIONS

Part No.	Trade Size	K.O. Size	Std. Pkg.	Weight Per Pkg.	Part Dimensions (inches)		
					A	B	C
88701	$\frac{3}{8}$ "	$\frac{1}{2}$ "	100	18	1.58"	1.18"	0.53"
88703	$\frac{1}{2}$ "	$\frac{1}{2}$ "	100	18	1.58"	1.18"	0.53"
88705	$\frac{3}{4}$ "	$\frac{3}{4}$ "	100	23	1.69"	1.57"	0.58"
88707	1"	1"	25	10	2.06"	1.81"	0.58"
88709	1- $\frac{1}{4}$ "	1- $\frac{1}{4}$ "	25	15	2.06"	2.18"	0.61"
88711	1- $\frac{1}{2}$ "	1- $\frac{1}{2}$ "	10	7.5	2.09"	2.51"	0.63"
88713	2"	2"	10	12	2.15"	3.03"	0.63"
88729	2- $\frac{1}{2}$ "	2- $\frac{1}{2}$ "	5	7.5	3.54"	3.68"	1.02"
88731	3"	3"	1	2	4.04"	4.38"	1.07"
88735	4"	4"	1	4	4.99"	5.54"	1.15"



All parts available with insulated throats - Add suffix "I"

90° Zinc Diecast Liquid-Tight Conduit Connectors

Listed under the Underwriters' Laboratories File No. E197675

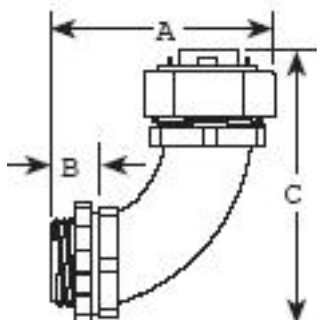


- Available 3/8" through 4"
- For use with both Metallic Liquid Tight Conduit and Nonmetallic Liquid Tight Type B
- Zinc construction resists salt water, weak acids, gasoline, alcohol, oil, grease, & common solvents
- Resistant to outdoor weather conditions
- No disassembly required. Instead, the installer simply twists the conduit or tubing onto the ferrule, tightening the domed sealing nut. The completed assembly can then be secured in the chassis by the locknut (or first secure the connector into an NPT threaded hole)
- No threading of the conduit or tubing required to install, eliminating the possibility of cutting the conduit & creating leak paths
- Complete conduit/connector system is reusable. Conduit will not wind tight onto the connector during assembly & can be easily removed by pulling while turning in a clockwise direction
- Suitable for indoor/outdoor use; for original equipment manufacturers or field installers
- Lower installed cost
- Smooth internal surfaces for easier wire installation around corner angles
- "O" Ring & zinc locknut included

APPLICATIONS:

- HVAC equipment
- Machine tools
- Marine equipment
- Motors & controls
- Printing equipment
- Pumps
- Refrigeration equipment
- Assemblies
- Wire hook-up

SPECIFICATIONS



Part No.	Trade Size	K.O. Size	Std. Pkg.	Weight Per Pkg.	Part Dimensions (inches)		
					A	B	C
88716	3/8"	1/2"	100	27	2.11"	2.53"	0.53"
88718	1/2"	1/2"	100	28	2.24"	2.46"	0.53"
88720	3/4"	3/4"	100	38	2.47"	2.79"	0.55"
88722	1"	1"	25	16	3.46"	3.86"	0.58"
88724	1-1/4"	1-1/4"	25	25	3.37"	3.99"	0.67"
88726	1-1/2"	1-1/2"	10	13	4.28"	5.04"	0.61"
88728	2"	2"	10	19	4.21"	5.06"	0.71"
88730	2-1/2"	2-1/2"	1	4	5.75"	7.00"	1.03"
88732	3"	3"	1	5	6.00"	7.25"	0.99"
88736	4"	4"	1	7	8.75"	10.00"	1.17"

All parts available with insulated throats - Add suffix "I"



www.superflex.com



sales@superflex.com

Superflex Ltd.

Nonmetallic Liquid-Tight Conduit Couplings

A NEW INNOVATION FOR THE CONDUIT INDUSTRY; DON'T THROW AWAY THOSE ODD LENGTH CONDUIT PIECES !



U.S. Patent: 7,048,561

Listed under the Underwriters' Laboratories File No. E197675

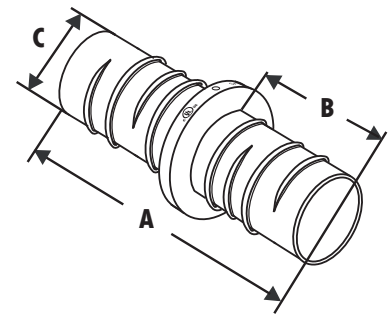
- UL & CUL listed
- Produced from UV rated material for long outdoor life
- Attractive one-piece design
- Less waste! No need to throw away those odd length pieces
- Simply screw the coupling into two conduit pieces simultaneously to make one continuous length
- Snake long lengths of conduit with ease by cutting the conduit, placing wire, & reconnecting
- Time & cost saving benefits
- Design allows superior liquid-tight seal & optimum pull strength

APPLICATIONS:

- Outdoor lighting
- Assemblies
- Applications for long conduit lengths
- Wire protection
- Locations where type B conduit is used

SPECIFICATIONS

Part No.	Trade Size	Std. Pkg.	Weight Per Pkg.	Part Dimensions (inches)		
				A	B	C
88601	3/8"	100	2	1.725	0.800	0.485
88603	1/2"	100	2	1.725	0.800	0.625
88605	3/4"	100	3	1.725	0.800	0.825
88607	1"	100	4	1.725	0.800	1.045



Low-Profile Strain Relief Cord Connectors

U.S. Patents: 5,410,104; 5,543,582

Listed under the Underwriters' Laboratories File No. E105706



CSA Certified by Canadian Standards Association File No. LR-49636

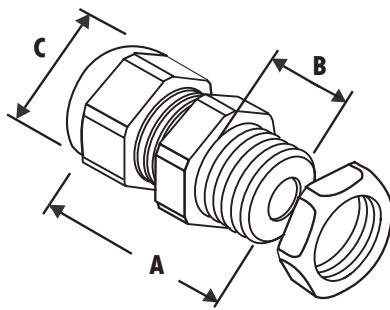


- Nonmetallic, liquid-tight and oil-tight construction
- Suitable for use in high vibration or flexing applications
- Unique grommet with gripping fingers
- Largest cord range in the industry means less items to stock
- Liquid-tight seal & superior pullout resistance is accomplished by just tightening the nut
- Furnished with a sealing ring and locknut to assure a liquid-tight seal when installing in non-threaded openings

APPLICATIONS:

- Automotive equipment
- Computer & peripherals
- Fiber optics
- Lab equipment
- Lasers
- Office equipment
- Processing control & monitoring equipment
- Robotics & white goods

SPECIFICATIONS



Part No.	Trade Size	Cord Range	Unit Pkg.	Std. Pkg.	Part Dimensions (inches)		
					A	B	C
LPCG503*	1/2"	.100/.300	25	100	1.792	.630	1.042
LPCG50	1/2"	.200/.472	25	100	1.792	.630	1.042
LPCG507	1/2"	.385/.750	25	100	2.178	.517	1.305
LPCG753*	3/4"	.100/.300	10	50	1.963	.570	1.042
LPCG754	3/4"	.200/.472	10	50	1.963	.570	1.305
LPCG757	3/4"	.385/.750	10	50	2.250	.600	1.042

*Note: LPCG503 & LPCG753: UL not applicable for .100 - .195 diameter wire. Factory installation only
 Wire strength will not meet UL's 35 lb. pullout test requirement for the connectors
 When ordering in black, add suffix "BL" to Catalog #




www.superflex.com



sales@superflex.com



Sealproof® Power Whip



Assembled with all UL Components

- Available in ½" & ¾" conduit size
- 4 foot & 6 foot lengths
- Designed for easy installation
- Resists corrosion, oil, & water
- Outdoor, sunlight resistant
- Lower installation cost
- Time saving convenience

*Custom configurations and assemblies also available
Please call for details

APPLICATIONS:

- Air condition unit hook up
- Heat pumps
- Pools
- Spas
- Outdoor lighting
- Motors & controls
- Solar panels

SPECIFICATIONS

Part No.	Description	Quantity per pkg.
85124	½" x 4 ft. Whip with 10 gauge wire	24
85126	½" x 6 ft. Whip with 10 gauge wire	24
85344	¾" x 4 ft. Whip with 8 gauge wire	24
85346	¾" x 6 ft. Whip with 8 gauge wire	12



240 Volt, Single Phase A/C Disconnect

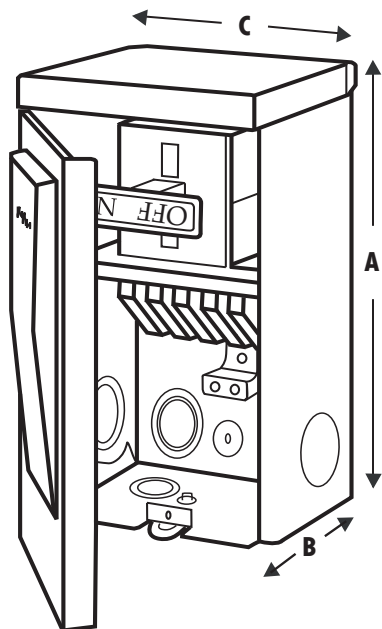
Listed under the Underwriters' Laboratories
File No. E198297



- UL & CUL listed
- All enclosures listed NEMA 3R & UL rainproof powder coated steel with ultra UV protection coating side
- Rear & bottom easily removed
- Concentric knock outs with rear hanging bracket for easy wall hanging
- NEMA approved lock out latch
- All models include "finger safe" pullout section to prevent electrodes
- All models have side opening doors for greater visibility & easy access to wiring compartment
- All screws are captive: "No more lost screws"
- All screws are Phillips straight blade & hex: "You'll always have the right screwdriver"
- Use with the SEALPROOF® conduit & connectors or equivalent

APPLICATIONS:

- Air condition unit hook up
- Heat pumps
- Pools
- Spas
- Outdoor lighting
- Motors & controls
- Solar panels



SPECIFICATIONS

Part No.	Disconnect Type	Pieces Per Box	Part Dimensions (inches)		
			A	B	C
86001	60 Amp Non-fused	6	6.450	2.300	4.950
86002	60 Amp Fused	6	9.000	2.750	6.000
83002	30 Amp Fused	6	9.000	2.750	6.000



www.superflex.com



sales@superflex.com

Superflex Ltd.

Straight Zinc Die Cast Squeeze Connectors



Listed under the Underwriters' Laboratories File No. E316174

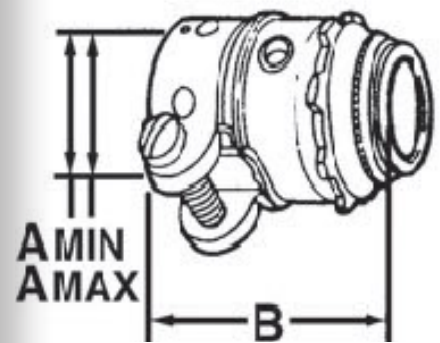
- Listed under UL and CUL
- Available in $\frac{3}{8}$ " to 4" trade sizes
- Zinc die cast construction
- Tri-head screw may be installed using slotted, Phillips or Robertson screwdriver
- To make a termination of conduit or cable to a knockout or unthreaded slip hole in a dry location box or enclosure
- All center stopped
- Locknut included

APPLICATIONS:

- Armored cable
- Flexible metal conduit
- Interlocked metal clad cables
- NM and SE cables

SPECIFICATIONS

Part No.	Trade Size	K.O. Size	Std. Pkg.	Weight Per Pkg.	Part Dimensions (inches)		
					A (MIN)	A (MAX)	B
88839	$\frac{3}{8}$ "	$\frac{1}{2}$ "	50/500	35	0.58	0.61	1.00
88840	$\frac{1}{2}$ "	$\frac{1}{2}$ "	25/250	25	0.74	0.95	1.47
88841	$\frac{3}{4}$ "	$\frac{3}{4}$ "	25/250	33	0.88	1.11	1.58
88842	1"	1"	10/100	20	1.14	1.38	1.75
88843	1- $\frac{1}{4}$ "	1- $\frac{1}{4}$ "	10/100	29	1.42	1.65	1.91
88844	1- $\frac{1}{2}$ "	1- $\frac{1}{2}$ "	5/50	20	1.68	1.94	2.09
88845	2"	2"	10/40	19	2.08	2.56	2.34
88846	2- $\frac{1}{2}$ "	2- $\frac{1}{2}$ "	1	1	2.88	3.25	2.75
88847	3"	3"	1	1.5	3.34	3.63	3.19
88848	3- $\frac{1}{2}$ "	3- $\frac{1}{2}$ "	1	1.5	3.75	4.13	3.56
88838	4"	4"	1	2	4.19	4.56	3.94




All parts available with insulated throats - Add suffix "I"



90 Deg. Zinc Die Cast Squeeze Connectors

Listed under the Underwriters' Laboratories File No. E316174

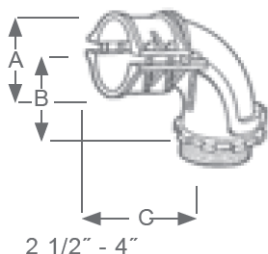
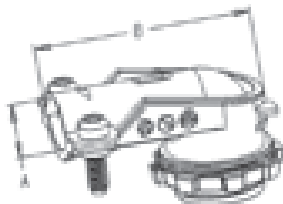


- Listed under UL and CUL
- Available in 3/8" to 4" trade sizes
- Zinc die cast construction
- Tri-head screw may be installed using slotted, Phillips or Robertson screwdriver
- To make a termination of conduit or cable to a knockout or unthreaded slip hole in a dry location box or enclosure
- All center stopped
- Locknut included

APPLICATIONS:

- Armored cable
- Flexible metal conduit
- Interlocked metal clad cables
- NM and SE cables

SPECIFICATIONS



Part No.	Trade Size	K.O. Size	Std. Pkg.	Weight Per Pkg.	Part Dimensions (inches)			
					A (MIN)	A (MAX)	B	C
88849	3/8"	1/2"	50/500	45	0.40	0.63	1.81	—
88850	1/2"	1/2"	25/250	35	0.65	0.97	2.18	—
88851	3/4"	3/4"	10/100	20	0.77	1.12	2.38	—
88852	1"	1"	5/50	19	1.06	1.40	2.87	—
88853	1-1/4"	1-1/4"	10/40	21	1.34	1.65	3.93	—
88854	1-1/2"	1-1/2"	5/5	6	1.51	2.47	6.05	—
88855	2"	2"	5/5	7	1.51	2.47	6.05	—
88856	2-1/2"	2-1/2"	1	1	2.44	—	3.02	4.97
88857	3"	3"	1	1.5	2.97	—	3.48	5.50
88858	3-1/2"	3-1/2"	1	1.5	3.25	—	4.20	6.50
88859	4"	4"	1	2	3.66	—	4.75	7.25

All parts available with insulated throats - Add suffix "I"



www.superflex.com



sales@superflex.com

Superflex Ltd.

Specialty Flex Fittings

- Listed under UL and CUL
- Available in 3/8" trade size
- Zinc die cast construction
- To terminate cable in a 1/2" knockout
- For use in a dry location, box or enclosure

APPLICATIONS:

- Armored cable
- Flexible metal conduit
- Interlocked metal clad cables
- NM and SE cables




Saddle & AC connectors listed under the Underwriters' Laboratories File No. E316174

Clamp connector listed under the Underwriters' Laboratories File No. E314440

SADDLE TYPE CONNECTOR


SPECIFICATIONS



Part No.	Trade Size	Std. Pkg.	Weight Per Pkg.	Part Dimensions (inches)		
				A (MIN)	A (MAX)	B
88867	3/8"	500	20	0.12	0.63	0.98

AC (BX) CONNECTOR


SPECIFICATIONS



Part No.	Trade Size	Std. Pkg.	Weight Per Pkg.	Part Dimensions (inches)		
				A (MIN)	A (MAX)	B
88868	3/8"	1000	13	0.38	0.63	0.84

CLAMP ZINC DIE CAST CONNECTOR

SPECIFICATIONS



Part No.	Trade Size	Std. Pkg.	Weight Per Pkg.	Part Dimensions (inches)		
				A (MIN)	A (MAX)	B
88860	3/8"	100/1000	40	0.63	0.18	1.20



Emt Fittings

- Listed under UL and CUL
- Available in ½" to 4" trade sizes
- Zinc die cast construction
- Tri-head pre-set crew may be installed using slotted, Phillips or Robertson screwdriver
- Heavy walls
- Concrete tight

- APPLICATIONS:**
- Electrical metallic tubing

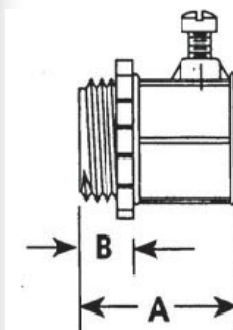
Listed under the Underwriters' Laboratories File No. E314472



SET-SCREW CONNECTORS

SPECIFICATIONS

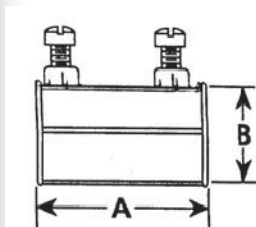
Part No.	Trade Size	K.O. Size	Std. Pkg.	Weight Per Pkg.	Part Dimensions (inches)	
					A	B
88801	½"	½"	50/500	25	0.74	0.95
88802	¾"	¾"	25/250	33	0.88	1.11
88803	1"	1"	50/200	20	1.14	1.38
88804	1-¼"	1-¼"	25/100	29	1.42	1.65
88805	1-½"	1-½"	10/40	20	1.68	1.94
88806	2"	2"	5/20	19	2.08	2.56
88807	2-½"	2-½"	1	9	2.88	3.25
88808	3"	3"	1	7	3.34	3.63
88809	3-½"	3-½"	1	3	3.75	4.13
88810	4"	4"	1	2	4.19	4.56



SET-SCREW COUPLINGS

SPECIFICATIONS

Part No.	Trade Size	K.O. Size	Std. Pkg.	Weight Per Pkg.	Part Dimensions (inches)	
					A	B
88811	½"	½"	50/500	40	1.53	0.94
88812	¾"	¾"	25/250	33	1.88	1.16
88813	1"	1"	50/200	40	2.00	1.43
88814	1-¼"	1-¼"	25/100	40	2.50	1.84
88815	1-½"	1-½"	10/40	24	2.88	2.07
88816	2"	2"	5/20	13	3.44	2.55
88817	2-½"	2-½"	1	7	3.99	3.30
88818	3"	3"	1	2	4.55	3.94
88819	3-½"	3-½"	1	3	4.82	4.45
88820	4"	4"	1	3	5.24	4.97



www.superflex.com



sales@superflex.com

Superflex Ltd.

Clamp Zinc Die Cast Connectors



Listed under the Underwriters' Laboratories File No. E314440

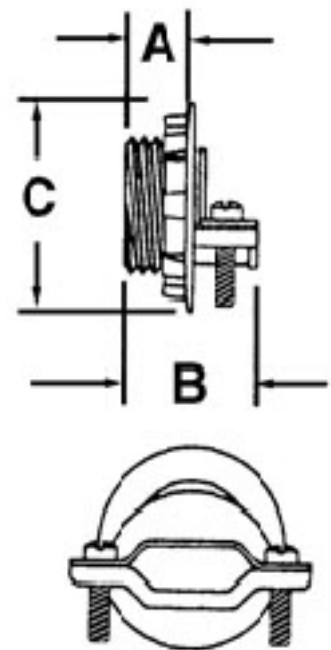
- Listed under UL and CUL
- Available in 1/2" to 2" trade sizes
- Zinc die cast construction
- Assembled with zinc die cast locknut and tri-head screws
- Tri-head screw may be installed using slotted, Phillips or Robertson screwdriver
- Non- watertight
- Used to make a termination of non-metallic sheathed cable and service entrance

APPLICATIONS:

- Non-metallic sheathed cable (NM-B Romex)
- Service entrance cable

SPECIFICATIONS

Part No.	Trade Size	Std. Pkg.	Weight Per Pkg.	Part Dimensions (inches)		
				A	B	C
88861	3/8"	100/1000	40	0.63	0.18	1.20
88862	3/4"	50/500	50	0.450	1.031	1.220
88863	1"	25/250	40	0.645	1.190	1.500
88864	1-1/4"	10/100	25	0.660	1.330	1.900



Polyethylene Flexible Split Tubing

Gray tubing made from UL94V2 material

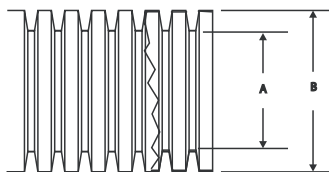


- Available in ¼" - 2" sizes
- Available in Black (Standard) & Gray
- Gray color - Made from fire retardant polyethylene compound that does not support flame
- UV stable for outdoor use in direct sunlight
- Creates neat quality appearance for wiring systems
- A clean split allows easy insertion of wires without tools
- Abrasion resistant
- Solvent & acid resistant
- Does not gap when bent
- Polyethylene compound provides a durable conduit for multiple wire or cable routing
- Temp. range : -40°F to +200°F
- Min. bend radius is 3 times I.D. of Hose

APPLICATIONS:

- Automotive
- Computer / electronics
- Emergency vehicle
- Farm / agriculture
- RV
- Construction vehicles
- Telecommunications
- Marine
- Bus
- Construction vehicles

SPECIFICATIONS



Part No.		Trade Size	Std. Pkg. (Ft)	Weight Per Pkg.	Part Dimensions (inches)	
Black	Gray				A	B
125-0140-100	125-0140G-100	¼"	100	1.2	.256-.276	.373-.398
125-0380-100	125-0380G-100	⅜"	100	1.5	.368-.398	.495-.525
125-0120-100	125-0120G-100	½"	100	2.2	.473-.516	.664-.700
125-0580-100	125-0580G-100	⅝"	100	2.8	.595-.633	.732-.770
125-0340-100	125-0340G-100	¾"	100	3.3	.747-.782	.911-.941
125-1000-100	125-1000G-100	1"	100	5.5	.897-.949	1.077-1.109
125-1140-100	125-1140G-100	1-¼"	100	8.8	1.199-1.257	1.446-1.500
125-1120-100	125-1120G-100	1-½"	100	14.5	1.566-1.647	1.867-1.947
125-2000-100	125-2000G-100	2"	100	18.4	1.981-2.050	2.317-2.420



www.superflex.com



sales@superflex.com



Solar Masthead II Liquid Tight Cord Grips



Listed under Underwriters' Laboratories File No. E51579

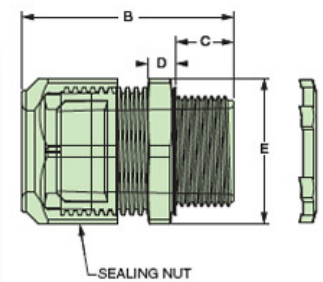


Recognized under the Component Program of Underwriters' Laboratories File No. E51579 to both Canadian and U.S. requirements

- Integral Sealing Ring ensures a superior seal at the clearance or threaded mounting hole location, every time
- IP 68 rated
- Skinned-over glands in the Solar Masthead II Cordgrips offer flexibility to use from 1 to 31 of the available holes while still providing a liquid tight seal around the wire
- Provides a watertight seal for PV module output leads to inverters
- Designed for use with 12 and 10 AWG USE-2 or 12 and 10 AWG 1000V PV wire
- Designed for solar rooftop or combiner box installations
- Secures input PV leads from solar panel array strings to fuse holder hookup within solar combiner boxes
- Use in some residential rooftop solar applications may eliminate the need for combiner box when appropriate threaded adaptor is used
- UV resistant nylon construction with TPE or Buna N Sealing Gland resists salt water, weak acids, gasoline, alcohol, oil, grease, and common solvents
- No disassembly required for installation
- Generous wrenching flats for ease of assembly
- Solar Masthead II Cordgrips provided with assembled metal locknut
- Patent pending

SPECIFICATIONS

Part No.	Size	UL or RU	Gland Configuration			Part Dimensions									
			Conductors Type	Size mm.	No.	A		B		C		D		E	
						Clearance Hole Dia.	Max O.A. Length	Thread Length	Wrenching						
									Nut Thk.		Flat Size				
in.	mm.	in.	mm.	in.	mm.	in.	mm.	in.	mm.	in.	mm.				
SCG075U	3/4"	RU	USE-2	5.5	5	1.04	26.4	2.00	50.8	.62	15.7	.25	6.4	1.30	33.0
SCG100U	1"				9	1.33	33.8	2.41	61.2	.76	19.3	.30	7.6	1.73	43.9
SCG114U	1-1/4"				13	1.68	42.7	2.69	68.3	.78	19.8	.30	7.6	2.05	52.1
SCG112U	1-1/2"				21	1.92	48.8	2.81	71.3	.76	19.3	.36	9.1	2.48	63.0
SCG200U	2"				31	2.40	60.8	2.93	74.3	.79	20.1	.42	10.7	2.75	69.9
SCG012U	1/2"	UL	USE-2	5.6	3	.87	22.2	1.68	42.7	.44	11.2	.25	6.4	1.06	27.0
SCG075P	3/4"	UL	PV 1000	7.7	3	1.04	26.4	2.00	50.8	.62	15.7	.25	6.4	1.30	33.0
SCG100P	1"				5	1.33	33.8	2.41	61.2	.76	19.3	.30	7.6	1.73	43.9
SCG114P	1-1/4"				9	1.68	42.7	2.69	68.3	.78	19.8	.30	7.6	2.05	52.1
SCG112P	1-1/2"				11	1.92	48.8	2.81	71.3	.76	19.3	.36	9.1	2.48	63.0
SCG200P	2"				19	2.40	60.8	2.93	74.3	.79	20.1	.42	10.7	2.75	69.9



*AWG 10 and 12 for both USE-2 and PV 1000

Metal Locknuts Included

SUGGESTED CLEARANCE HOLE FOR NONTHEADED MOUNTING

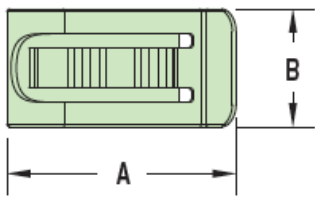


SunRunner™ Cable Clip



- Robust “double-compression” design accommodates from (1) 12 gauge USE-2 to (2) 10 gauge PV-1000 solar wires. Also for use with other cables from .20” (5.0 mm) to .30” (7.6 mm) in diameter
- SunRunner clips are designed to provide a better method for PV module wire management and may be used wherever single or multiple cable management is needed
- Smooth clip edges prevent damage to cable insulation
- Locking tabs securely fasten clips to module extrusions, or other panels
- Generous lead-in for installation without tools
- Screwdriver slot for easy removal or movement of clips if necessary
- Neatly dresses cables on PV panel frames or along mounting channels
- Fits module frames up to .125” (3.2 mm) thick
- Constructed from corrosion resistant 304 stainless steel

SPECIFICATIONS



PANEL THICKNESS

Part No.	Panel Thickness Clamping Range				Wire Dia. Range Maximum (2) Wires	Footprint (A x B)		Overall Height (C)	
	Minimum		Maximum			in.	mm.	in.	mm.
	in.	mm.	in.	mm.					
SCC30	.060	1.5	.125	3.2	.20” (5.0 mm) - .30” (7.6 mm) each cable	.97 x .50	24.6 x 12.7	.39	9.9

Color is the gray hue of tumbled 304 stainless steel



www.superflex.com



sales@superflex.com

Superflex Ltd.

SunBundler™ Cable Ties



Black vinyl jacketed 302/304 stainless steel wire

- Extremely durable, vinyl jacketed Stainless Steel Cable Tie.
- Smooth vinyl jacketing prevents damage to installation cable insulation.
- Tin plated copper crimp sleeve for easy field installation
- UV protected vinyl jacket is excellent for solar installation where product durability is required.
- Constructed from Commercial Aircraft Grade Stainless wire with UV protected vinyl jacket.

SPECIFICATIONS

Part No.	Part Specifications				Part Dimensions			
	Minimum Tensile Strength		Maximum Bundle Diameter		Length		Cable Diameter	
	Lbs.	N	in.	mm.	in.	mm.	in.	mm.
SCT08	100	440	2.30	58.4	8	203	.06	1.5
SCT10			2.92	74.2	10	254		
SCT12			3.88	98.6	12	305		
SCT14			4.20	106.7	14	356		



Superflex Ltd.

Superflex Ltd., a New York based company engaged in the manufacturing of flexible spiral reinforced hoses & electrical conduit.

Since its foundation in 1981, Superflex has expanded to become a leading force in the electrical conduit & hose industry. Our products have multiple applications used by, but not limited to the marine craft, aquatic, pond, spa, electrical conduit, agricultural, recreational vehicle, & industrial sectors.

We take great pride & care in every aspect of our company. This is reflected in our rigorous quality control measures, our expanded research & development of new applications, & our ever increasing markets & distribution. Superflex produces its Rollerflex™ Spiral reinforced hoses & SEALPROOF® Electrical Conduit & Tubing in its state of the art manufacturing facilities located in Brooklyn, NY.

The quality of Superflex goods is world renowned. This is reflected in many of Superflex's products approved or recognized by Underwriter Laboratories, Canadian Standard Association, International Association of Plumbing & Mechanical Officials, U.S.D.A. for meat & poultry industries, 3A for the dairy industry, & FDA compliance for the food & beverage industry.

Superflex Ltd. conduit & tubing is manufactured with the latest technology process & with the highest standard. Our facilities allow versatility in our product range enabling us to comply with clientele specifications & customizations.

SEALPROOF® Electrical Conduit


- Superior design
- Made from high quality virgin PVC
- Light weight
- Impact/crush resistant
- Corrosive resistant
- UL & CSA compliance
- Made in USA

Custom Capabilities

- Cut lengths
- Special packaging
- Available on reels

Benefits over Metallic Liquid-Tight Conduits

- Approximately 50% Lighter
- Easier to cut
- No sharp edges or burrs
- Lower installed cost
- Can be used with UL listed Type B metallic or nonmetallic conduit connectors



Call about our Rollerflex™ Products



Superflex Ltd.

152 44th Street
Brooklyn, New York 11232



Telephone: (800) 394-3665

Fax: (718) 768- 5065

www.superflex.com

sales@superflex.com

Superfile Ltd.



THE
SEALPROOF®
SYSTEM

UL Type B Flexible, Nonmetallic Liquid-Tight Conduit



Listed under the Underwriters' Laboratories File No. E129973



CSA Certified by Canadian Standards Association File No. LL-84705

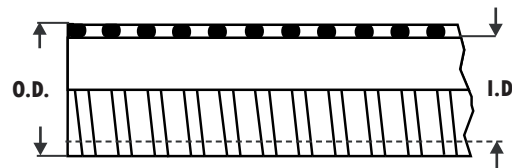
- 3/8" thru 2" trade size
- Use with SEALPROOF® straight or right angle connectors
- May also be used with metallic connectors for liquid-tight conduit
- Resists corrosion, abrasion, oil, water, acid, metal shavings, & rough environments
- Resists abuse, pull & crushing
- UL Rating: 80°C dry, 60°C wet, 80°C oil resistant
- Outdoor, sunlight resistant, direct burial
- CSA rating - 18°C to 75°C
- Smooth inside for easier wire pulling, no hazardous sharp edges or burrs, will not damage conductors
- Light weight & lower installed cost
- Quick installation, cuts with utility knife or PVC cutter

APPLICATIONS:

- HVAC equipment
- Machine tools
- Marine equipment
- Motors & controls
- Printing equipment
- Pumps
- Refrigeration equipment
- Transformer connections
- Outdoor lighting

SPECIFICATIONS

Part No.	Trade Size	Std. Pkg.	Weight Per Pkg.	Part Dimensions (inches)	
				O.D. Min.-Max.	I.D. Min.-Max.
8430	3/8"	100	9	.690-.710	.484-.504
8431	1/2"	100	10	.820-.840	.622-.642
8432	3/4"	100	14	1.030-1.050	.820-.840
8433	1"	100	19	1.290-1.315	1.041-1.066
8434	1-1/4"	100	22	1.630-1.660	1.380-1.410
8435	1-1/2"	50	14	1.865-1.900	1.575-1.600
8436	2"	50	21	2.340-2.375	2.020-2.045



For Custom Orders :

- a. Available in Black
 - b. Custom cut lengths available.
- Consult factory for details

Standard Color - Gray

* Also available in 1,000 ft. & 800 ft. reels, respectively. Call factory for details



Flexible, Nonmetallic Electrical Tubing

Recognized under the Component program of Underwriters' Laboratories File No. E129972



CSA Certified by Canadian Standards Association File No. LL-84707

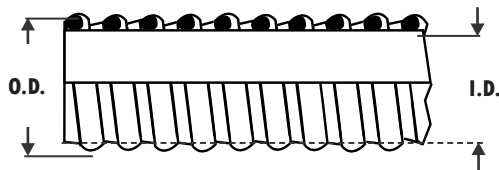


- ¼" thru 2" trade size
- Use with SEALPROOF® straight or right angle connectors
- Resists corrosion, oil, & water
- Maximum flexibility, can be used in extremely tight quarters
- Resists abuse, pull & crushing
- Smooth inside for easier wire pulling
- Light weight, lower installed cost
- Outdoor, sunlight resistant
- Quick installation, cuts with utility knife or PVC cutter
- Integral rigid & flexible PVC construction
- Suitable for use in high vibration or flexing applications
- Ideal for fiber optic cable protection

APPLICATIONS:

- Automotive equipment
- Computer & peripherals
- Fiber optics
- Lab equipment
- Lasers
- Office equipment
- Processing control & monitoring equipment
- Robotics
- White goods systems

SPECIFICATIONS



Part No.	Trade Size	Std. Pkg.	Weight Per Pkg.	Part Dimensions (inches)	
				O.D. Min.-Max.	I.D. Min.-Max.
8449*	¼"	100	8	.560-.575	.385-.405
8450	⅜"	100	9	.690-.710	.484-.504
8451	½"	100	10	.820-.840	.622-.642
8452	¾"	100	14	1.030-1.050	.820-.840
8453	1"	100	19	1.290-1.315	1.041-1.066
8454	1-¼"	100	22	1.630-1.660	1.380-1.410
8455	1-½"	50	14	1.865-1.900	1.575-1.600
8456	2"	50	21	2.340-2.375	2.020-2.045

Standard Color - Black



www.superflex.com



sales@superflex.com



Nonmetallic Liquid-Tight Straight Conduit Connectors



Listed under the Underwriters' Laboratories File No. E197675

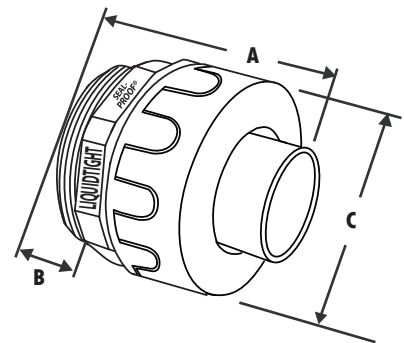
- Available 3/8" through 2"
- All nylon construction resists salt water, weak acids, gasoline, alcohol, oil, grease, & common solents
- No disassembly required. Instead, the installer simply pushes the conduit or tubing onto the ferrule, tightening the domed sealing nut. The completed assembly can then be secured in the chassis by the locknut (or first secure the connector into an NPT threaded hole)
- No threading of the conduit or tubing required to install, eliminating the possibility of cutting the conduit & creating leak paths
- Standard color - Black or Gray
- Complete conduit/connector system is reusable. Conduit will not wind tight onto the connector during assembly & can be easily removed by pulling while turning in a clockwise direction
- Suitable for indoor/outdoor use; for original equipment manufacturers or field installers
- Lower installed cost
- Molded of type nylon 6. Flammability classification 94V-2; temperature index 125° C
- "O" Ring & steel locknut included

APPLICATIONS:

- HVAC equipment
- Machine tools
- Marine equipment
- Motors & controls
- Printing equipment
- Pumps
- Refrigeration equipment
- Assemblies
- Wire hook-up

SPECIFICATIONS

Part No.		Trade Size	K.O. Size	Std. Pkg.	Weight Per Pkg.	Part Dimensions (inches)		
Gray	Black					A	B	C
-	8398AB	1/4"	PG7	100	4	1.750	0.440	1.062
88401	88400	3/8"	1/2"	25/100	5	2.000	0.540	1.400
88403	88402	1/2"	1/2"	25/100	5	2.000	0.540	1.400
88405	88404	3/4"	3/4"	10/100	7	2.200	0.635	1.700
88407	88406	1"	1"	5/50	7	2.280	0.740	2.000
88409	88408	1-1/4"	1-1/4"	5/25	5	2.440	0.760	2.400
88411	88410	1-1/2"	1-1/2"	2/10	3	2.700	0.800	2.670
88413	88412	2"	2"	2/10	4	2.990	0.850	3.280



Nonmetallic Liquid-Tight 90° Conduit Connectors

Listed under the Underwriters' Laboratories File No. E197675

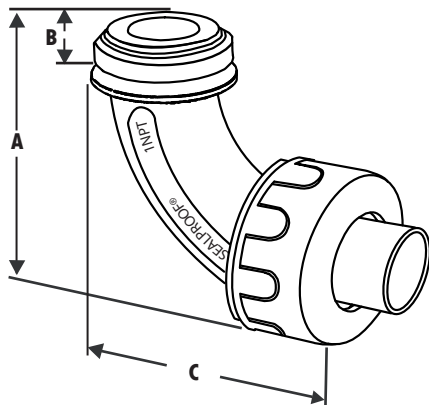


- Available 3/8" through 2"
- All nylon construction resists salt water, weak acids, gasoline, alcohol, oil, grease, & common solvents
- No disassembly required. Instead, the installer simply pushes the conduit or tubing onto the ferrule, tightening the domed sealing nut. The completed assembly can then be secured in the chassis by the locknut (or first secure the connector into a NPT threaded hole)
- No threading of the conduit or tubing required to install, eliminating the possibility of cutting the conduit & creating leak paths
- Standard Color: Black or Gray
- Complete conduit/connector system is reusable. Conduit will not wind tight onto the connector during assembly & can be easily removed by pulling while turning in a clockwise direction
- Suitable for indoor/outdoor use; for original equipment manufacturers or field installers
- Lower installed cost
- Molded of type nylon 6. Flammability classification 94V-2; temperature index 125° C
- Smooth internal surfaces for easier wire installation around corner angles
- "O" Ring & steel locknut included

APPLICATIONS:

- HVAC equipment
- Machine tools
- Marine equipment
- Motors & controls
- Printing equipment
- Pumps
- Refrigeration equipment
- Assemblies
- Wire hook-up

SPECIFICATIONS



Part No.		Trade Size	K.O. Size	Std. Pkg.	Weight Per Pkg.	Part Dimensions (inches)		
Gray	Black					A	B	C
88416	88415	3/8"	1/2"	10/100	5	2.120	0.500	3.120
88418	88417	1/2"	1/2"	10/100	5	2.120	0.500	3.120
88420	88419	3/4"	3/4"	10/100	10	2.500	0.520	3.600
88422	88421	1"	1"	5/50	8	3.125	0.700	4.125
88424	88423	1-1/4"	1-1/4"	5/25	7	4.450	0.760	5.200
88426	88425	1-1/2"	1-1/2"	2/10	4	4.750	0.800	5.200
88428	88427	2"	2"	2/10	5	5.420	0.860	5.800



www.superflex.com



sales@superflex.com

Superflex Ltd.

Liquid-Tight Screw-On Conduit Connectors



U.S. Patent: 7,848,561

Listed under the Underwriters' Laboratories File No. E197675

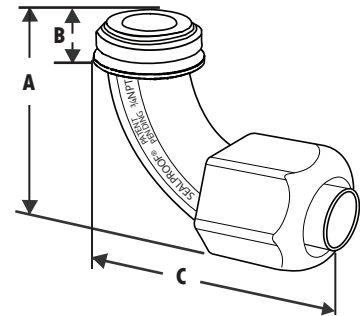
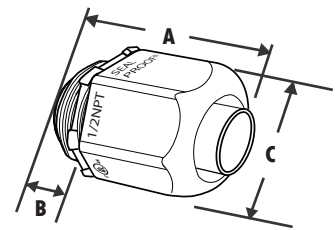
- Available in 1/2" & 3/4" trade size
- UL & CUL listed
- PVC construction produced from UV rated material for long outdoor life
- Attractive one-piece design
- No disassembly required; simply screw the connector onto the conduit
- Time & cost saving benefits over other brands
- Design allows superior liquid-tight seal & optimum pull strength without compression nut
- Ideal for conduit assemblies & installers
- "O" Ring & steel locknut included

APPLICATIONS:

- HVAC equipment
- Machine tools
- Marine equipment
- Motors & controls
- Printing equipment
- Pumps
- Refrigeration equipment
- Assemblies
- Wire hook-up

SPECIFICATIONS

Part No.	Description	Trade Size	K.O. Size	Std. Pkg.	Weight Per Pkg.	Part Dimensions (inches)		
						A	B	C
88503	Straight Screw On	1/2"	1/2"	25/100	5	1.750	0.500	1.250
88505	Straight Screw On	3/4"	3/4"	25/100	7	1.800	0.625	1.500
88518	90° Sweep Screw On	1/2"	1/2"	10/100	7	1.875	0.500	3.125
88520	90° Sweep Screw On	3/4"	3/4"	10/100	9	2.375	0.625	3.500



Nonmetallic Liquid-Tight Multi-Angle Conduit Connectors

U.S. Patent: 7.658.418

Listed under the Underwriters' Laboratories File No. E197675

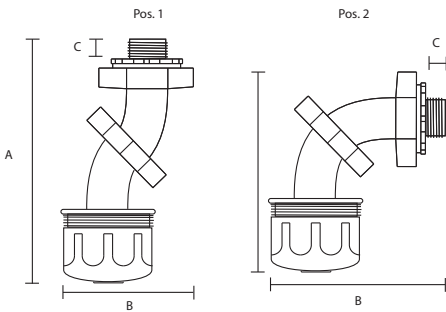


- Listed under the Underwriter's Laboratories
- Available in 1/2 inch and 3/4 inch sizes
- All nylon construction resists salt water, weak acids, gasoline, alcohol, oil, grease, and common solvents
- No disassembly required. Instead, the installer simply pushes the conduit or tubing onto the ferrule, tightening the domed sealing nut. The completed assembly can then be secured in the chassis by the locknut (or first secure the connector into an NPT threaded hole)
- Standard color - Black or Gray
- Eliminate inventory, as the swivel design can be substituted for a Straight or 90° connector
- Molded of type nylon 6. Flammability classification 94V-2: temperature index 125°C
- Suitable for indoor/outdoor use
- "O" Ring and steel locknut included

APPLICATIONS:

- HVAC equipment
- Machine tools
- Marine equipment
- Motors & controls
- Printing equipment
- Pumps
- Refrigeration equipment
- Transformer connections
- Outdoor lighting

SPECIFICATIONS



Part No.	Trade Size	K.O. Size	Std. Pkg.	Weight Per Pkg.	Part Dimensions (inches)					
					Pos. 1 Dim. A	Pos. 1 Dim. B	Pos. 1 Dim. C	Pos. 2 Dim. A	Pos. 2 Dim. B	Pos. 2 Dim. C
88618	1/2"	1/2"	100	7	3.350"	2.15"	0.500"	3.025"	2.395"	0.500"
88620	3/4"	3/4"	100	7	4.30"	2.65"	0.520"	3.850"	3.350"	0.520"
88617	1/2"	1/2"	100	7	3.350"	2.15"	0.500"	3.025"	2.395"	0.500"
88619	3/4"	3/4"	100	7	4.30"	2.65"	0.520"	3.850"	3.350"	0.520"



www.superflex.com



sales@superflex.com



Straight Zinc Diecast Liquid-Tight Conduit Connectors



Listed under the Underwriters' Laboratories File No. E197675

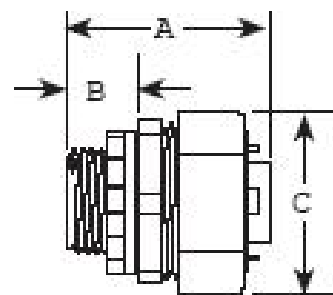
- Available 3/8" through 4"
- For use with both Metallic Liquid Tight Conduit and Nonmetallic Liquid Tight Type B
- Zinc die cast construction resists salt water, weak acids, gasoline, alcohol, oil, grease, & common solvents
- Resistant to outdoor weather conditions
- No disassembly required. Instead, the installer simply twists the conduit or tubing onto the ferrule, tightening the domed sealing nut. The completed assembly can then be secured in the chassis by the locknut (or first secure the connector into an NPT threaded hole)
- No threading of the conduit or tubing required to install, eliminating the possibility of cutting the conduit & creating leak paths
- Complete conduit/connector system is reusable. Conduit will not wind tight onto the connector during assembly & can be easily removed by pulling while turning clockwise
- Suitable for indoor/outdoor use; for original equipment manufacturers or field installers
- Lower installed cost
- "O" Ring & zinc locknut included

APPLICATIONS:

- HVAC equipment
- Machine tools
- Marine equipment
- Motors & controls
- Printing equipment
- Pumps
- Refrigeration equipment
- Assemblies
- Wire hook-up

SPECIFICATIONS

Part No.	Trade Size	K.O. Size	Std. Pkg.	Weight Per Pkg.	Part Dimensions (inches)		
					A	B	C
88701	3/8"	1/2"	100	18	1.58"	1.18"	0.53"
88703	1/2"	1/2"	100	18	1.58"	1.18"	0.53"
88705	3/4"	3/4"	100	23	1.69"	1.57"	0.58"
88707	1"	1"	25	10	2.06"	1.81"	0.58"
88709	1-1/4"	1-1/4"	25	15	2.06"	2.18"	0.61"
88711	1-1/2"	1-1/2"	10	7.5	2.09"	2.51"	0.63"
88713	2"	2"	10	12	2.15"	3.03"	0.63"
88729	2-1/2"	2-1/2"	5	7.5	3.54"	3.68"	1.02"
88731	3"	3"	1	2	4.04"	4.38"	1.07"
88735	4"	4"	1	4	4.99"	5.54"	1.15"



All parts available with insulated throats - Add suffix "I"



90° Zinc Diecast Liquid-Tight Conduit Connectors

Listed under the Underwriters' Laboratories File No. E197675

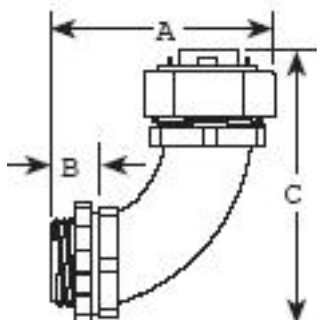


- Available 3/8" through 4"
- For use with both Metallic Liquid Tight Conduit and Nonmetallic Liquid Tight Type B
- Zinc construction resists salt water, weak acids, gasoline, alcohol, oil, grease, & common solvents
- Resistant to outdoor weather conditions
- No disassembly required. Instead, the installer simply twists the conduit or tubing onto the ferrule, tightening the domed sealing nut. The completed assembly can then be secured in the chassis by the locknut (or first secure the connector into an NPT threaded hole)
- No threading of the conduit or tubing required to install, eliminating the possibility of cutting the conduit & creating leak paths
- Complete conduit/connector system is reusable. Conduit will not wind tight onto the connector during assembly & can be easily removed by pulling while turning in a clockwise direction
- Suitable for indoor/outdoor use; for original equipment manufacturers or field installers
- Lower installed cost
- Smooth internal surfaces for easier wire installation around corner angles
- "O" Ring & zinc locknut included

APPLICATIONS:

- HVAC equipment
- Machine tools
- Marine equipment
- Motors & controls
- Printing equipment
- Pumps
- Refrigeration equipment
- Assemblies
- Wire hook-up

SPECIFICATIONS



Part No.	Trade Size	K.O. Size	Std. Pkg.	Weight Per Pkg.	Part Dimensions (inches)		
					A	B	C
88716	3/8"	1/2"	100	27	2.11"	2.53"	0.53"
88718	1/2"	1/2"	100	28	2.24"	2.46"	0.53"
88720	3/4"	3/4"	100	38	2.47"	2.79"	0.55"
88722	1"	1"	25	16	3.46"	3.86"	0.58"
88724	1-1/4"	1-1/4"	25	25	3.37"	3.99"	0.67"
88726	1-1/2"	1-1/2"	10	13	4.28"	5.04"	0.61"
88728	2"	2"	10	19	4.21"	5.06"	0.71"
88730	2-1/2"	2-1/2"	1	4	5.75"	7.00"	1.03"
88732	3"	3"	1	5	6.00"	7.25"	0.99"
88736	4"	4"	1	7	8.75"	10.00"	1.17"

All parts available with insulated throats - Add suffix "I"



www.superflex.com



sales@superflex.com

Superflex Ltd.

Nonmetallic Liquid-Tight Conduit Couplings

A NEW INNOVATION FOR THE CONDUIT INDUSTRY; DON'T THROW AWAY THOSE ODD LENGTH CONDUIT PIECES !



U.S. Patent: 7,048,561

Listed under the Underwriters' Laboratories File No. E197675

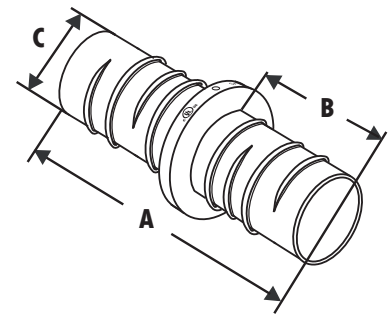
- UL & CUL listed
- Produced from UV rated material for long outdoor life
- Attractive one-piece design
- Less waste! No need to throw away those odd length pieces
- Simply screw the coupling into two conduit pieces simultaneously to make one continuous length
- Snake long lengths of conduit with ease by cutting the conduit, placing wire, & reconnecting
- Time & cost saving benefits
- Design allows superior liquid-tight seal & optimum pull strength

APPLICATIONS:

- Outdoor lighting
- Assemblies
- Applications for long conduit lengths
- Wire protection
- Locations where type B conduit is used

SPECIFICATIONS

Part No.	Trade Size	Std. Pkg.	Weight Per Pkg.	Part Dimensions (inches)		
				A	B	C
88601	3/8"	100	2	1.725	0.800	0.485
88603	1/2"	100	2	1.725	0.800	0.625
88605	3/4"	100	3	1.725	0.800	0.825
88607	1"	100	4	1.725	0.800	1.045



Low-Profile Strain Relief Cord Connectors

U.S. Patents: 5,410,104; 5,543,582

Listed under the Underwriters' Laboratories File No. E105706



CSA Certified by Canadian Standards Association File No. LR-49636

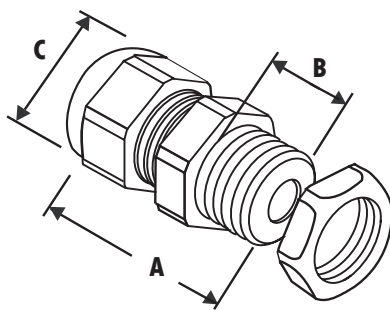


- Nonmetallic, liquid-tight and oil-tight construction
- Suitable for use in high vibration or flexing applications
- Unique grommet with gripping fingers
- Largest cord range in the industry means less items to stock
- Liquid-tight seal & superior pullout resistance is accomplished by just tightening the nut
- Furnished with a sealing ring and locknut to assure a liquid-tight seal when installing in non-threaded openings

APPLICATIONS:

- Automotive equipment
- Computer & peripherals
- Fiber optics
- Lab equipment
- Lasers
- Office equipment
- Processing control & monitoring equipment
- Robotics & white goods

SPECIFICATIONS



Part No.	Trade Size	Cord Range	Unit Pkg.	Std. Pkg.	Part Dimensions (inches)		
					A	B	C
LPCG503*	1/2"	.100/.300	25	100	1.792	.630	1.042
LPCG50	1/2"	.200/.472	25	100	1.792	.630	1.042
LPCG507	1/2"	.385/.750	25	100	2.178	.517	1.305
LPCG753*	3/4"	.100/.300	10	50	1.963	.570	1.042
LPCG754	3/4"	.200/.472	10	50	1.963	.570	1.305
LPCG757	3/4"	.385/.750	10	50	2.250	.600	1.042

*Note: LPCG503 & LPCG753: UL not applicable for .100 - .195 diameter wire. Factory installation only
 Wire strength will not meet UL's 35 lb. pullout test requirement for the connectors
 When ordering in black, add suffix "BL" to Catalog #




www.superflex.com



sales@superflex.com



Sealproof® Power Whip



Assembled with all UL Components

- Available in ½" & ¾" conduit size
- 4 foot & 6 foot lengths
- Designed for easy installation
- Resists corrosion, oil, & water
- Outdoor, sunlight resistant
- Lower installation cost
- Time saving convenience

*Custom configurations and assemblies also available
Please call for details

APPLICATIONS:

- Air condition unit hook up
- Heat pumps
- Pools
- Spas
- Outdoor lighting
- Motors & controls
- Solar panels

SPECIFICATIONS

Part No.	Description	Quantity per pkg.
85124	½" x 4 ft. Whip with 10 gauge wire	24
85126	½" x 6 ft. Whip with 10 gauge wire	24
85344	¾" x 4 ft. Whip with 8 gauge wire	24
85346	¾" x 6 ft. Whip with 8 gauge wire	12



240 Volt, Single Phase A/C Disconnect

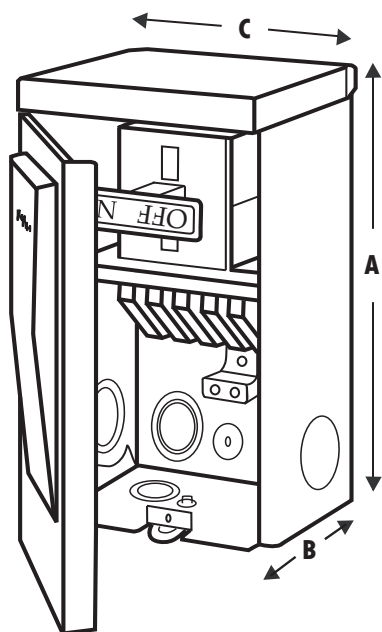
Listed under the Underwriters' Laboratories
File No. E198297



- UL & CUL listed
- All enclosures listed NEMA 3R & UL rainproof powder coated steel with ultra UV protection coating side
- Rear & bottom easily removed
- Concentric knock outs with rear hanging bracket for easy wall hanging
- NEMA approved lock out latch
- All models include "finger safe" pullout section to prevent electrodes
- All models have side opening doors for greater visibility & easy access to wiring compartment
- All screws are captive: "No more lost screws"
- All screws are Phillips straight blade & hex: "You'll always have the right screwdriver"
- Use with the SEALPROOF® conduit & connectors or equivalent

APPLICATIONS:

- Air condition unit hook up
- Heat pumps
- Pools
- Spas
- Outdoor lighting
- Motors & controls
- Solar panels



SPECIFICATIONS

Part No.	Disconnect Type	Pieces Per Box	Part Dimensions (inches)		
			A	B	C
86001	60 Amp Non-fused	6	6.450	2.300	4.950
86002	60 Amp Fused	6	9.000	2.750	6.000
83002	30 Amp Fused	6	9.000	2.750	6.000



www.superflex.com



sales@superflex.com

Superflex Ltd.

Straight Zinc Die Cast Squeeze Connectors



Listed under the Underwriters' Laboratories File No. E316174

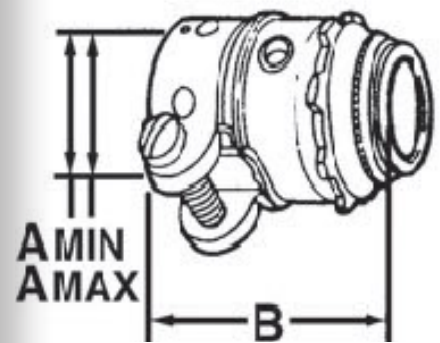
- Listed under UL and CUL
- Available in $\frac{3}{8}$ " to 4" trade sizes
- Zinc die cast construction
- Tri-head screw may be installed using slotted, Phillips or Robertson screwdriver
- To make a termination of conduit or cable to a knockout or unthreaded slip hole in a dry location box or enclosure
- All center stopped
- Locknut included

APPLICATIONS:

- Armored cable
- Flexible metal conduit
- Interlocked metal clad cables
- NM and SE cables

SPECIFICATIONS

Part No.	Trade Size	K.O. Size	Std. Pkg.	Weight Per Pkg.	Part Dimensions (inches)		
					A (MIN)	A (MAX)	B
88839	$\frac{3}{8}$ "	$\frac{1}{2}$ "	50/500	35	0.58	0.61	1.00
88840	$\frac{1}{2}$ "	$\frac{1}{2}$ "	25/250	25	0.74	0.95	1.47
88841	$\frac{3}{4}$ "	$\frac{3}{4}$ "	25/250	33	0.88	1.11	1.58
88842	1"	1"	10/100	20	1.14	1.38	1.75
88843	1- $\frac{1}{4}$ "	1- $\frac{1}{4}$ "	10/100	29	1.42	1.65	1.91
88844	1- $\frac{1}{2}$ "	1- $\frac{1}{2}$ "	5/50	20	1.68	1.94	2.09
88845	2"	2"	10/40	19	2.08	2.56	2.34
88846	2- $\frac{1}{2}$ "	2- $\frac{1}{2}$ "	1	1	2.88	3.25	2.75
88847	3"	3"	1	1.5	3.34	3.63	3.19
88848	3- $\frac{1}{2}$ "	3- $\frac{1}{2}$ "	1	1.5	3.75	4.13	3.56
88838	4"	4"	1	2	4.19	4.56	3.94




All parts available with insulated throats - Add suffix "I"



90 Deg. Zinc Die Cast Squeeze Connectors

Listed under the Underwriters' Laboratories File No. E316174

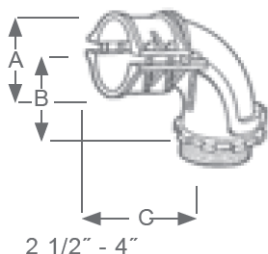
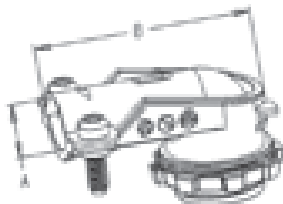


- Listed under UL and CUL
- Available in 3/8" to 4" trade sizes
- Zinc die cast construction
- Tri-head screw may be installed using slotted, Phillips or Robertson screwdriver
- To make a termination of conduit or cable to a knockout or unthreaded slip hole in a dry location box or enclosure
- All center stopped
- Locknut included

APPLICATIONS:

- Armored cable
- Flexible metal conduit
- Interlocked metal clad cables
- NM and SE cables

SPECIFICATIONS



Part No.	Trade Size	K.O. Size	Std. Pkg.	Weight Per Pkg.	Part Dimensions (inches)			
					A (MIN)	A (MAX)	B	C
88849	3/8"	1/2"	50/500	45	0.40	0.63	1.81	—
88850	1/2"	1/2"	25/250	35	0.65	0.97	2.18	—
88851	3/4"	3/4"	10/100	20	0.77	1.12	2.38	—
88852	1"	1"	5/50	19	1.06	1.40	2.87	—
88853	1-1/4"	1-1/4"	10/40	21	1.34	1.65	3.93	—
88854	1-1/2"	1-1/2"	5/5	6	1.51	2.47	6.05	—
88855	2"	2"	5/5	7	1.51	2.47	6.05	—
88856	2-1/2"	2-1/2"	1	1	2.44	—	3.02	4.97
88857	3"	3"	1	1.5	2.97	—	3.48	5.50
88858	3-1/2"	3-1/2"	1	1.5	3.25	—	4.20	6.50
88859	4"	4"	1	2	3.66	—	4.75	7.25

All parts available with insulated throats - Add suffix "I"



www.superflex.com



sales@superflex.com

Superflex Ltd.

Specialty Flex Fittings

- Listed under UL and CUL
- Available in 3/8" trade size
- Zinc die cast construction
- To terminate cable in a 1/2" knockout
- For use in a dry location, box or enclosure

APPLICATIONS:

- Armored cable
- Flexible metal conduit
- Interlocked metal clad cables
- NM and SE cables




Saddle & AC connectors listed under the Underwriters' Laboratories File No. E316174

Clamp connector listed under the Underwriters' Laboratories File No. E314440

SADDLE TYPE CONNECTOR


SPECIFICATIONS



Part No.	Trade Size	Std. Pkg.	Weight Per Pkg.	Part Dimensions (inches)		
				A (MIN)	A (MAX)	B
88867	3/8"	500	20	0.12	0.63	0.98

AC (BX) CONNECTOR


SPECIFICATIONS



Part No.	Trade Size	Std. Pkg.	Weight Per Pkg.	Part Dimensions (inches)		
				A (MIN)	A (MAX)	B
88868	3/8"	1000	13	0.38	0.63	0.84

CLAMP ZINC DIE CAST CONNECTOR

SPECIFICATIONS



Part No.	Trade Size	Std. Pkg.	Weight Per Pkg.	Part Dimensions (inches)		
				A (MIN)	A (MAX)	B
88860	3/8"	100/1000	40	0.63	0.18	1.20



Emt Fittings

- Listed under UL and CUL
- Available in ½" to 4" trade sizes
- Zinc die cast construction
- Tri-head pre-set crew may be installed using slotted, Phillips or Robertson screwdriver
- Heavy walls
- Concrete tight

- APPLICATIONS:**
- Electrical metallic tubing

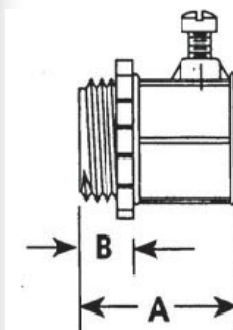
Listed under the Underwriters' Laboratories File No. E314472



SET-SCREW CONNECTORS

SPECIFICATIONS

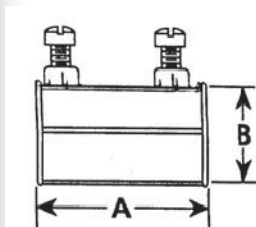
Part No.	Trade Size	K.O. Size	Std. Pkg.	Weight Per Pkg.	Part Dimensions (inches)	
					A	B
88801	½"	½"	50/500	25	0.74	0.95
88802	¾"	¾"	25/250	33	0.88	1.11
88803	1"	1"	50/200	20	1.14	1.38
88804	1-¼"	1-¼"	25/100	29	1.42	1.65
88805	1-½"	1-½"	10/40	20	1.68	1.94
88806	2"	2"	5/20	19	2.08	2.56
88807	2-½"	2-½"	1	9	2.88	3.25
88808	3"	3"	1	7	3.34	3.63
88809	3-½"	3-½"	1	3	3.75	4.13
88810	4"	4"	1	2	4.19	4.56



SET-SCREW COUPLINGS

SPECIFICATIONS

Part No.	Trade Size	K.O. Size	Std. Pkg.	Weight Per Pkg.	Part Dimensions (inches)	
					A	B
88811	½"	½"	50/500	40	1.53	0.94
88812	¾"	¾"	25/250	33	1.88	1.16
88813	1"	1"	50/200	40	2.00	1.43
88814	1-¼"	1-¼"	25/100	40	2.50	1.84
88815	1-½"	1-½"	10/40	24	2.88	2.07
88816	2"	2"	5/20	13	3.44	2.55
88817	2-½"	2-½"	1	7	3.99	3.30
88818	3"	3"	1	2	4.55	3.94
88819	3-½"	3-½"	1	3	4.82	4.45
88820	4"	4"	1	3	5.24	4.97



Clamp Zinc Die Cast Connectors



Listed under the Underwriters' Laboratories File No. E314440

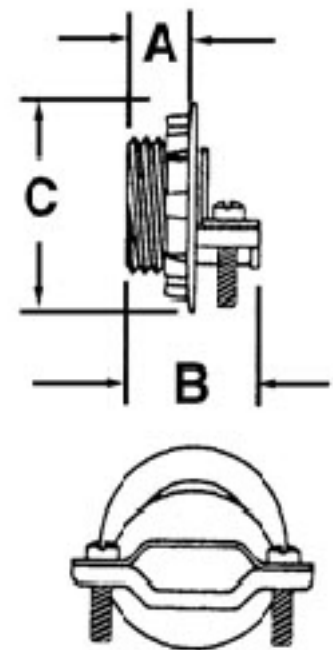
- Listed under UL and CUL
- Available in 1/2" to 2" trade sizes
- Zinc die cast construction
- Assembled with zinc die cast locknut and tri-head screws
- Tri-head screw may be installed using slotted, Phillips or Robertson screwdriver
- Non- watertight
- Used to make a termination of non-metallic sheathed cable and service entrance

APPLICATIONS:

- Non-metallic sheathed cable (NM-B Romex)
- Service entrance cable

SPECIFICATIONS

Part No.	Trade Size	Std. Pkg.	Weight Per Pkg.	Part Dimensions (inches)		
				A	B	C
88861	3/8"	100/1000	40	0.63	0.18	1.20
88862	3/4"	50/500	50	0.450	1.031	1.220
88863	1"	25/250	40	0.645	1.190	1.500
88864	1-1/4"	10/100	25	0.660	1.330	1.900



Polyethylene Flexible Split Tubing

Gray tubing made from UL94V2 material

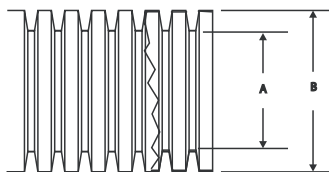


- Available in ¼" - 2" sizes
- Available in Black (Standard) & Gray
- Gray color - Made from fire retardant polyethylene compound that does not support flame
- UV stable for outdoor use in direct sunlight
- Creates neat quality appearance for wiring systems
- A clean split allows easy insertion of wires without tools
- Abrasion resistant
- Solvent & acid resistant
- Does not gap when bent
- Polyethylene compound provides a durable conduit for multiple wire or cable routing
- Temp. range : -40°F to +200°F
- Min. bend radius is 3 times I.D. of Hose

APPLICATIONS:

- Automotive
- Computer / electronics
- Emergency vehicle
- Farm / agriculture
- RV
- Construction vehicles
- Telecommunications
- Marine
- Bus
- Construction vehicles

SPECIFICATIONS



Part No.		Trade Size	Std. Pkg. (Ft)	Weight Per Pkg.	Part Dimensions (inches)	
Black	Gray				A	B
125-0140-100	125-0140G-100	¼"	100	1.2	.256-.276	.373-.398
125-0380-100	125-0380G-100	⅜"	100	1.5	.368-.398	.495-.525
125-0120-100	125-0120G-100	½"	100	2.2	.473-.516	.664-.700
125-0580-100	125-0580G-100	⅝"	100	2.8	.595-.633	.732-.770
125-0340-100	125-0340G-100	¾"	100	3.3	.747-.782	.911-.941
125-1000-100	125-1000G-100	1"	100	5.5	.897-.949	1.077-1.109
125-1140-100	125-1140G-100	1-¼"	100	8.8	1.199-1.257	1.446-1.500
125-1120-100	125-1120G-100	1-½"	100	14.5	1.566-1.647	1.867-1.947
125-2000-100	125-2000G-100	2"	100	18.4	1.981-2.050	2.317-2.420



www.superflex.com



sales@superflex.com



Solar Masthead II Liquid Tight Cord Grips



Listed under Underwriters' Laboratories File No. E51579

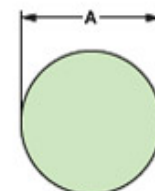
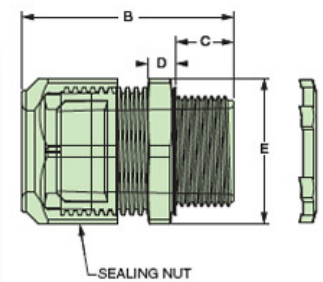


Recognized under the Component Program of Underwriters' Laboratories File No. E51579 to both Canadian and U.S. requirements

- Integral Sealing Ring ensures a superior seal at the clearance or threaded mounting hole location, every time
- IP 68 rated
- Skinned-over glands in the Solar Masthead II Cordgrips offer flexibility to use from 1 to 31 of the available holes while still providing a liquid tight seal around the wire
- Provides a watertight seal for PV module output leads to inverters
- Designed for use with 12 and 10 AWG USE-2 or 12 and 10 AWG 1000V PV wire
- Designed for solar rooftop or combiner box installations
- Secures input PV leads from solar panel array strings to fuse holder hookup within solar combiner boxes
- Use in some residential rooftop solar applications may eliminate the need for combiner box when appropriate threaded adaptor is used
- UV resistant nylon construction with TPE or Buna N Sealing Gland resists salt water, weak acids, gasoline, alcohol, oil, grease, and common solvents
- No disassembly required for installation
- Generous wrenching flats for ease of assembly
- Solar Masthead II Cordgrips provided with assembled metal locknut
- Patent pending

SPECIFICATIONS

Part No.	Size	UL or RU	Gland Configuration			Part Dimensions									
			Conductors Type	Size mm.	No.	A		B		C		D		E	
						Clearance Hole Dia.	Max O.A. Length	Thread Length	Wrenching						
									Nut Thk.		Flat Size				
in.	mm.	in.	mm.	in.	mm.	in.	mm.	in.	mm.	in.	mm.				
SCG075U	3/4"	RU	USE-2	5.5	5	1.04	26.4	2.00	50.8	.62	15.7	.25	6.4	1.30	33.0
SCG100U	1"				9	1.33	33.8	2.41	61.2	.76	19.3	.30	7.6	1.73	43.9
SCG114U	1-1/4"				13	1.68	42.7	2.69	68.3	.78	19.8	.30	7.6	2.05	52.1
SCG112U	1-1/2"				21	1.92	48.8	2.81	71.3	.76	19.3	.36	9.1	2.48	63.0
SCG200U	2"	UL	USE-2	5.6	31	2.40	60.8	2.93	74.3	.79	20.1	.42	10.7	2.75	69.9
SCG012U	1/2"				3	.87	22.2	1.68	42.7	.44	11.2	.25	6.4	1.06	27.0
SCG075P	3/4"	UL	PV 1000	7.7	3	1.04	26.4	2.00	50.8	.62	15.7	.25	6.4	1.30	33.0
SCG100P	1"				5	1.33	33.8	2.41	61.2	.76	19.3	.30	7.6	1.73	43.9
SCG114P	1-1/4"				9	1.68	42.7	2.69	68.3	.78	19.8	.30	7.6	2.05	52.1
SCG112P	1-1/2"				11	1.92	48.8	2.81	71.3	.76	19.3	.36	9.1	2.48	63.0
SCG200P	2"				19	2.40	60.8	2.93	74.3	.79	20.1	.42	10.7	2.75	69.9



*AWG 10 and 12 for both USE-2 and PV 1000

Metal Locknuts Included

SUGGESTED CLEARANCE HOLE FOR NONTHEADED MOUNTING

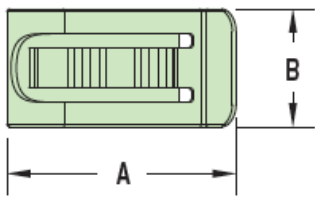


SunRunner™ Cable Clip



- Robust “double-compression” design accommodates from (1) 12 gauge USE-2 to (2) 10 gauge PV-1000 solar wires. Also for use with other cables from .20” (5.0 mm) to .30” (7.6 mm) in diameter
- SunRunner clips are designed to provide a better method for PV module wire management and may be used wherever single or multiple cable management is needed
- Smooth clip edges prevent damage to cable insulation
- Locking tabs securely fasten clips to module extrusions, or other panels
- Generous lead-in for installation without tools
- Screwdriver slot for easy removal or movement of clips if necessary
- Neatly dresses cables on PV panel frames or along mounting channels
- Fits module frames up to .125” (3.2 mm) thick
- Constructed from corrosion resistant 304 stainless steel

SPECIFICATIONS



Part No.	Panel Thickness Clamping Range				Wire Dia. Range Maximum (2) Wires	Footprint (A x B)		Overall Height (C)	
	Minimum		Maximum			in.	mm.	in.	mm.
	in.	mm.	in.	mm.					
SCC30	.060	1.5	.125	3.2	.20” (5.0 mm) - .30” (7.6 mm) each cable	.97 x .50	24.6 x 12.7	.39	9.9

Color is the gray hue of tumbled 304 stainless steel



SunBundler™ Cable Ties



Black vinyl jacketed 302/304 stainless steel wire

- Extremely durable, vinyl jacketed Stainless Steel Cable Tie.
- Smooth vinyl jacketing prevents damage to installation cable insulation.
- Tin plated copper crimp sleeve for easy field installation
- UV protected vinyl jacket is excellent for solar installation where product durability is required.
- Constructed from Commercial Aircraft Grade Stainless wire with UV protected vinyl jacket.

SPECIFICATIONS

Part No.	Part Specifications				Part Dimensions			
	Minimum Tensile Strength		Maximum Bundle Diameter		Length		Cable Diameter	
	Lbs.	N	in.	mm.	in.	mm.	in.	mm.
SCT08	100	440	2.30	58.4	8	203	.06	1.5
SCT10			2.92	74.2	10	254		
SCT12			3.88	98.6	12	305		
SCT14			4.20	106.7	14	356		



Superflex Ltd.

Superflex Ltd., a New York based company engaged in the manufacturing of flexible spiral reinforced hoses & electrical conduit.

Since its foundation in 1981, Superflex has expanded to become a leading force in the electrical conduit & hose industry. Our products have multiple applications used by, but not limited to the marine craft, aquatic, pond, spa, electrical conduit, agricultural, recreational vehicle, & industrial sectors.

We take great pride & care in every aspect of our company. This is reflected in our rigorous quality control measures, our expanded research & development of new applications, & our ever increasing markets & distribution. Superflex produces its Rollerflex™ Spiral reinforced hoses & SEALPROOF® Electrical Conduit & Tubing in its state of the art manufacturing facilities located in Brooklyn, NY.

The quality of Superflex goods is world renowned. This is reflected in many of Superflex's products approved or recognized by Underwriter Laboratories, Canadian Standard Association, International Association of Plumbing & Mechanical Officials, U.S.D.A. for meat & poultry industries, 3A for the dairy industry, & FDA compliance for the food & beverage industry.

Superflex Ltd. conduit & tubing is manufactured with the latest technology process & with the highest standard. Our facilities allow versatility in our product range enabling us to comply with clientele specifications & customizations.

SEALPROOF® Electrical Conduit


- Superior design
- Made from high quality virgin PVC
- Light weight
- Impact/crush resistant
- Corrosive resistant
- UL & CSA compliance
- Made in USA

Custom Capabilities

- Cut lengths
- Special packaging
- Available on reels

Benefits over Metallic Liquid-Tight Conduits

- Approximately 50% Lighter
- Easier to cut
- No sharp edges or burrs
- Lower installed cost
- Can be used with UL listed Type B metallic or nonmetallic conduit connectors



Call about our Rollerflex™ Products



Superflex Ltd.

152 44th Street
Brooklyn, New York 11232

Telephone: (800) 394-3665

Fax: (718) 768- 5065

www.superflex.com

sales@superflex.com