


- Ceiling lampholders are available in keyless or pull chain styles
- Ceiling lampholders also available with a 15A 125V/AC outlet
- Top wire ceiling lampholders have terminal screws backed out and ready for wiring without removing the interior
- Lampholder adapters available in various configurations such as one socket to two outlets and one socket
- Lampholder adapters available with keyless or pull chain switch actuation



## Specific lampholder solutions for today's needs



### Ceiling mounts

Our vast line of porcelain and plastic ceiling mount lampholders fit a wide variety of applications and needs for every room in the home, from attic to basement, closet to garage.

See page B-58



Shown:  
604



### Lampholder adapters

We offer a variety of lampholder adapters that can easily add a receptacle or convert a lampholder to a receptacle for applications where a receptacle is needed but not easily accessible like attics, basements, closets and storage sheds.

See pages B-64, B-66



Shown:  
718

## Incandescent shell & fixture sockets

### Product description

Medium base  
250W, 250V/AC  
660W, 250V/AC

### Design features

- Caps threaded 0.13" (3.2mm)—27 I.P.S. fits standard lamp stems
- Two circuit (3-way) sockets operate dual filament lamps on sequence of low, medium, high, off
- Set screw prevents rotation of socket




940ABD



2982

### Electrolier metal shell lampholders

Rating		Description	Color	Catalog no.	
W	V/AC				
250	250	One circuit turn knob switch	Brass Dipped Aluminum	□ 917ABD <sup>††</sup>	•
		Two circuit (3-way) turn knob switch	Brass Dipped Aluminum	□ 925ABD <sup>††</sup>	•
660	250	One circuit pull chain switch	Brass Dipped Aluminum	□ 980ABD <sup>††</sup>	•
		One circuit push through switch	Brass Dipped Aluminum	□ 940ABD <sup>††</sup>	•
		Keyless switch	Brass Dipped Aluminum	□ 975ABD	•

<sup>††</sup> Only UL listed. cULus Listed to UL496, file no. E7430

## Incandescent shell & fixture sockets


### Product description

Medium base  
250W, 250V/AC  
660W, 250V/AC

### Design features

- Molded of heat- and impact-resistant phenolic or urea
- Interiors are UL component recognized

### Metal shell lampholder interiors

Rating		Description	Catalog no.		
W	V/AC		Fits	Catalog	
250	250	One circuit pull chain switch	659	□ 962	•
		Two circuit (3-way) turn knob switch	925	□ 3925 <sup>††</sup>	•
660	250	One circuit pull chain switch	980	□ 2982 <sup>††</sup>	•
		One circuit push through switch	940	□ 942	•

<sup>††</sup> Only RU listed. UL recognized component to UL496 for US & Canada, file no. E7430

### Color ordering information:

BD (Brass Dipped)



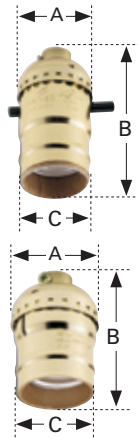
(Brass Dipped)

**Dimensional information:** B-71 **Specification information:** Please visit [www.eaton.com/wiringdevices](http://www.eaton.com/wiringdevices)  
**Compliances, specifications and availability are subject to change without notice.**

 RoHS compliant - Page G-21

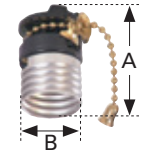
### Metal shell lampholders

Family	A	B	C
Turn Knob, Pull Chain, Push Through	1.40" (35.6mm)	2.35" (59.7mm)	1.25" (31.8mm)
Keyless	1.40" (35.6mm)	2.00" (50.8mm)	1.25" (31.8mm)




### Metal shell lampholders interiors

Catalog no.	A	B
962	1.87" (47.5mm)	1.09" (27.7mm)
3925	1.78" (45.2mm)	1.09" (27.7mm)
2982	1.71" (43.4mm)	1.09" (27.7mm)
942	1.74" (44.2mm)	1.09" (27.7mm)



### Fixture sockets

Catalog no.	A	B	C
968	1.35" (34.3mm)	0.40" (10.2mm)	1.85" (47.0mm)
969	1.38" (35.1mm)	0.44" (11.2mm)	1.90" (48.3mm)



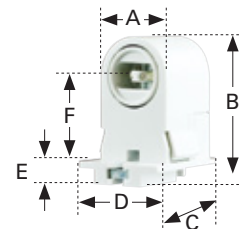
### Pigtail lampholders

Catalog no.	A	B	C	D
722	1.60" (40.6mm)	—	1.47" (37.3mm)	1.32" (33.5mm)
124	1.63" (41.4mm)	1.36" (34.5mm)	1.75" (44.5mm)	1.50" (38.1mm)
145	1.63" (41.4mm)	1.36" (34.5mm)	1.75" (44.5mm)	1.50" (38.1mm)



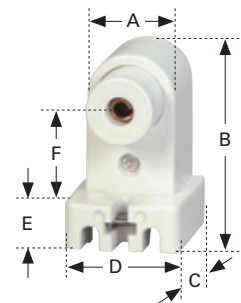
### Fluorescent lampholders, recessed double contact

Catalog no.	A	B	C	D	E	F
2500W	1.12" (28.4mm)	2.31" (58.7mm)	1.81" (46.0mm)	1.44" (36.6mm)	0.59" (15.0mm)	1.17" (29.7mm)
2501W	1.12" (28.4mm)	2.31" (58.7mm)	1.81" (46.0mm)	1.44" (36.6mm)	0.59" (15.0mm)	1.17" (29.7mm)



### Fluorescent lampholders, slimline

Catalog no.	A	B	C	D	E	F
2503W	1.12" (28.4mm)	2.33" (59.2mm)	1.66" (42.2mm)	1.45" (36.8mm)	0.59" (15.0mm)	1.17" (29.7mm)
2504W	1.12" (28.4mm)	2.33" (59.2mm)	1.66" (42.2mm)	1.45" (36.8mm)	0.59" (15.0mm)	1.17" (29.7mm)
2506W	1.13" (28.7mm)	1.73" (43.9mm)	1.48" (37.6mm)	1.31" (33.2mm)	0.32" (8.1mm)	1.30" (33.0mm)
2507W	1.13" (28.7mm)	1.73" (43.9mm)	1.50" (38.1mm)	1.31" (33.2mm)	0.32" (8.1mm)	1.30" (33.0mm)



### Fluorescent lampholders, medium bi-pin

Catalog no.	A	B	C	D	E
924W	1.00" (25.4mm)	2.37" (60.2mm)	1.44" (36.6mm)	0.62" (15.7mm)	1.18" (30.0mm)
2509W	1.00" (25.4mm)	2.03" (51.6mm)	1.35" (34.3mm)	0.37" (9.4mm)	1.17" (29.7mm)
2510W	1.00" (25.4mm)	1.67" (42.2mm)	1.25" (31.8mm)	0.38" (9.7mm)	0.88" (22.4mm)

