

Motor control switch quick reference guide

Amps	Volts	Poles	Max. AWG wire size	Switch Cat. no.	With cover plate	With NEMA 1 enclosure	With NEMA 3R enclosure	With NEMA 3, 7 & 9 enclosure
30	600	2	10	AH6810U	AH6810F	AH6810G	AH6810W	AH6810E
30	600	3	10	AH7810UD*	AH7810FD	AH7810GD	AH7810WD	AH7810ED
40	600	2	8	AH6808UCO	—	—	—	—
40	600	2	8	AHMC240C	—	AHMC240C-1	AHMC240C-3	—
40	600	2	4	AHMC240L	—	AHMC240L-1	AHMC240L-3	—
40	600	3	8	AHMC340C	—	AHMC340C-1	AHMC340C-3	—
40	600	3	4	AHMC340L	—	AHMC340L-1	AHMC340L-3	—
60	600	2	4	AHMC260L	—	AHMC260L-1	AHMC260L-3	—
60	600	3	4	AHMC360L	—	AHMC360L-1	AHMC360L-3	—
10/20	250/125 AC/DC	2	10	AH4361	—	AH27940G	—	—
20/30	250/125 AC/DC	2	10	AH4371	—	—	—	—
20/30	600/250	2	10	AH6808UDAC	AH6808FDAC	AH6808GDAC	AH6808WDAC	—

Motor control switch enclosure quick reference guide

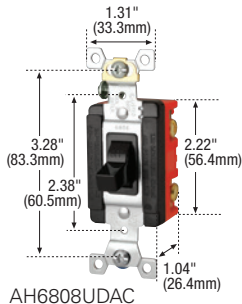
NEMA type	Description	Catalog no.	Visual reference	Drawing (Larger versions available in Technical Reference, page Q-22)
—	Cover plate	—		
Type 1	NEMA 1 enclosure, single gang	AHN1GD		
Type 1	NEMA 1 enclosure, double gang	AHN1GD2		
Type 1	NEMA 1 enclosure, double gang extra deep	AHN1GD2D		
Type 3R	NEMA 3R enclosure	AHN3WD		
Type 3, 7 & 9	Type 3, 7 & 9 enclosure, Class 1, Div 1&2, Groups C, D, Class II, Groups E, F, G	—		

Compliances, specifications and availability are subject to change without notice.

Industrial grade manual motor controllers

Product description

2-pole
 10/20A, 250/125V/AC or DC
 20/30A, 250/125V/AC or DC
 20/30A, 600/250V/AC



AH6808UDAC



AH6808GDAC



Three-position, maintained contact, double throw, 2-pole, single-phase

Rating A	V/AC/DC	Description	Termination style	Max. AWG wire size	Catalog no.
10	250	Switch, center "off", black	Side wired screw	#10 AWG	□ AH4361
20	125	Switch, center "off", in NEMA type 1 enclosure	Side wired screw	#10 AWG	□ AH27940G

Horsepower rated for motor loads per UL508

	240 V/AC	250 V/AC/DC	250 V/DC
HP	2	—	1.5

Two-position, maintained contact, single throw, 2-pole, single-phase

Rating A	V/AC	Description	Termination style	Max. AWG wire size	Catalog no.		
20	600	Switch only	Back & side wired screw	#10 AWG	□ AH6808UDAC	•	•
30	250	Switch with cover plate for flush mounting	Back & side wired screw	#10 AWG	□ AH6808FDAC	•	
		Switch in NEMA 1 enclosure	Back & side wired screw	#10 AWG	□ AH6808GDAC	•	
		Switch in NEMA type 3R copperless aluminum enclosure	Back & side wired screw	#10 AWG	□ AH6808WDAC	•	

Horsepower rated for motor loads per UL508

	120 V/AC	240 V/AC	480 V/AC	600 V/AC
HP	2	3	5	7.5

Specification information: AH6800 series: E-45

Compliances, specifications and availability are subject to change without notice.

 Indicates NAFTA compliant - Page Q-30

 RoHS compliant - Page Q-30