

DESCRIPTION

The Halo LED area and wall light with twist lock photocontrol incorporates sustainable LED technology into a reliable dusk-to-dawn security solution. This fixture provides area coverage equivalent to 100W metal halide or 70W high pressure sodium, while achieving substantial energy and maintenance savings.

| Catalog # | | Type |
|-------------|--|------|
| Project | | |
| Comments | | Date |
| Prepared by | | |

SPECIFICATION FEATURES

Construction

- Durable die-cast aluminum housing suitable for wet locations
- UV stable acrylic lens
- Open lens design eliminates collection of debris
- Available in bronze or gray powder coat finish
- Suitable for wall or pole mount
- Fits 1-5/8" EA24 pole mounting arm (available separately)

Electrical

- Maintenance-free LEDs with L70 50,000 hours of life
- Fixture operating temperature range from -30°C to 40°C
- 12,000 cycle NEMA twist lock photocontrol
- Electrical operating voltage 120V 60Hz
- cULus listed for wet locations
- External supply wiring 75°C minimum

Optics

- Patented precision over-optics for maximum efficiency and area light coverage
- 5000K CCT perfect for security applications

Warranty

- 5 year limited warranty

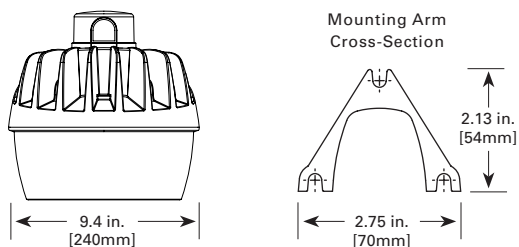


AL3150 LED Area and Wall Light

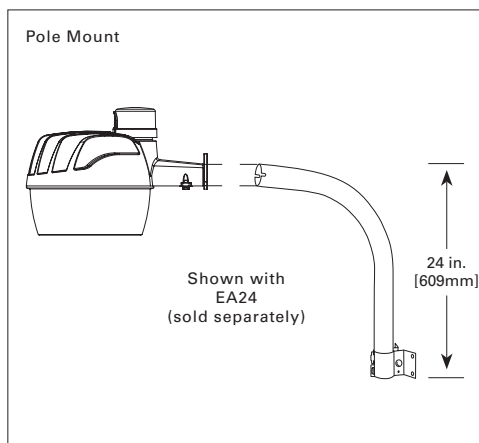
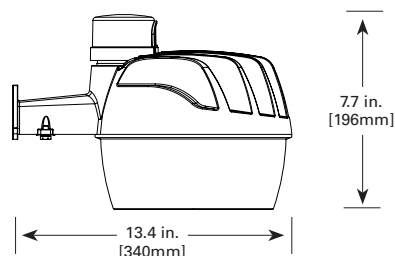
**Twist Lock Photocontrol
Wall or Pole Mount**

DIMENSIONS

Front View



Side View



ORDERING INFORMATION

| Model | Finish |
|-------------|--------|
| AL3150LPCBZ | Bronze |
| AL3150LPCGY | Gray |

Accessories¹

EA24 = Mounting arm for pole mount
SL3120 = NEMA twist lock photocontrol

Notes: ¹ Order as separate line item.

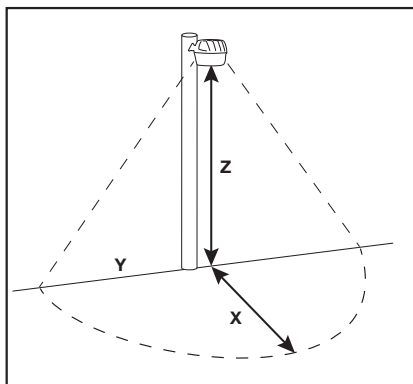
CERTIFICATION DATA

cULus Wet Location Listed

TECHNICAL DATA

-30°C to 40°C Temperature Rating
External Supply Wiring 75°C Minimum
Wall and Pole Mount

PHOTOMETRICS



| Minimum Footcandles (FC) | | 0.50 FC | | | | | | 0.35 FC | |
|--------------------------|--------|---------|-----|-----|-----|-----|-----|---------|-----|
| Mounting Height (Z) | | 8' | | 12' | | 16' | | 20' | |
| Catalog Number | Lumens | X | Y | X | Y | X | Y | X | Y |
| AL3150 | 3500 | 23' | 46' | 30' | 60' | 32' | 64' | 40' | 80' |

X = Forward Throw
Y = Wall Spread
Z = Mounting Heights

Notes:
 Forward throw $X = 1/2 Y$ for wall-mount applications
 See IES files for detailed photometry

TECHNICAL INFORMATION

| Series | v(V) | Power (W) | Delivered Lumens | Efficacy (Lum/Watt) | LED Color Temperature (K) | Photocontrol Options |
|--------|------|-----------|------------------|---------------------|---------------------------|----------------------|
| AL3150 | 120 | 33.4 | 3500 | 104.8 | 5000K | Twist Lock |

DESCRIPTION

The Halo LED area and wall light with twist lock photocontrol incorporates sustainable LED technology into a reliable dusk-to-dawn security solution. This fixture provides area coverage equivalent to 100W metal halide or 70W high pressure sodium, while achieving substantial energy and maintenance savings.

| Catalog # | | Type |
|-------------|--|------|
| Project | | |
| Comments | | Date |
| Prepared by | | |

SPECIFICATION FEATURES

Construction

- Durable die-cast aluminum housing suitable for wet locations
- UV stable acrylic lens
- Open lens design eliminates collection of debris
- Available in bronze or gray powder coat finish
- Suitable for wall or pole mount
- Fits 1-5/8" EA24 pole mounting arm (available separately)

Electrical

- Maintenance-free LEDs with L70 50,000 hours of life
- Fixture operating temperature range from -30°C to 40°C
- 12,000 cycle NEMA twist lock photocontrol
- Electrical operating voltage 120V 60Hz
- cULus listed for wet locations
- External supply wiring 75°C minimum

Optics

- Patented precision over-optics for maximum efficiency and area light coverage
- 5000K CCT perfect for security applications

Warranty

- 5 year limited warranty

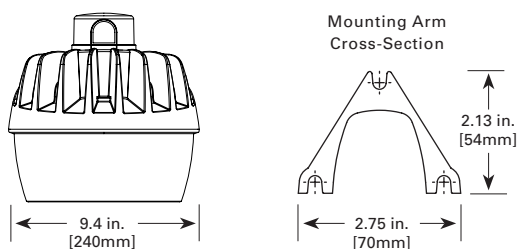


AL3150 LED Area and Wall Light

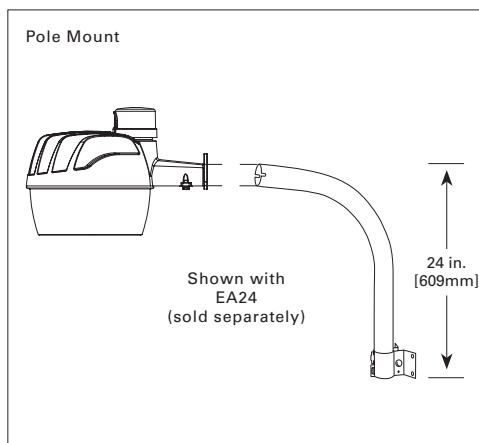
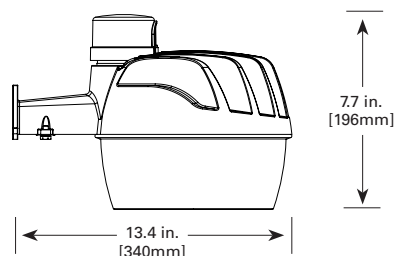
**Twist Lock Photocontrol
Wall or Pole Mount**

DIMENSIONS

Front View



Side View



ORDERING INFORMATION

| Model | Finish |
|-------------|--------|
| AL3150LPCBZ | Bronze |
| AL3150LPCGY | Gray |

Accessories¹

EA24 = Mounting arm for pole mount
SL3120 = NEMA twist lock photocontrol

Notes: ¹ Order as separate line item.

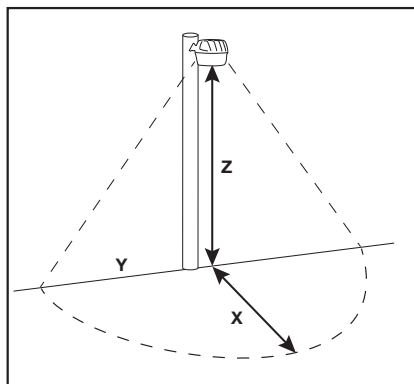
CERTIFICATION DATA

cULus Wet Location Listed

TECHNICAL DATA

-30°C to 40°C Temperature Rating
External Supply Wiring 75°C Minimum
Wall and Pole Mount

PHOTOMETRICS



| Minimum Footcandles (FC) | | 0.50 FC | | | | | | 0.35 FC | |
|--------------------------|--------|---------|-----|-----|-----|-----|-----|---------|-----|
| Mounting Height (Z) | | 8' | | 12' | | 16' | | 20' | |
| Catalog Number | Lumens | X | Y | X | Y | X | Y | X | Y |
| AL3150 | 3500 | 23' | 46' | 30' | 60' | 32' | 64' | 40' | 80' |

X = Forward Throw
Y = Wall Spread
Z = Mounting Heights

Notes:
 Forward throw $X = 1/2 Y$ for wall-mount applications
 See IES files for detailed photometry

TECHNICAL INFORMATION

| Series | v(V) | Power (W) | Delivered Lumens | Efficacy (Lum/Watt) | LED Color Temperature (K) | Photocontrol Options |
|--------|------|-----------|------------------|---------------------|---------------------------|----------------------|
| AL3150 | 120 | 33.4 | 3500 | 104.8 | 5000K | Twist Lock |