

COOPER LIGHTING - SURE-LITES®



AP SERIES

All Pro
AC Only
Self-Powered

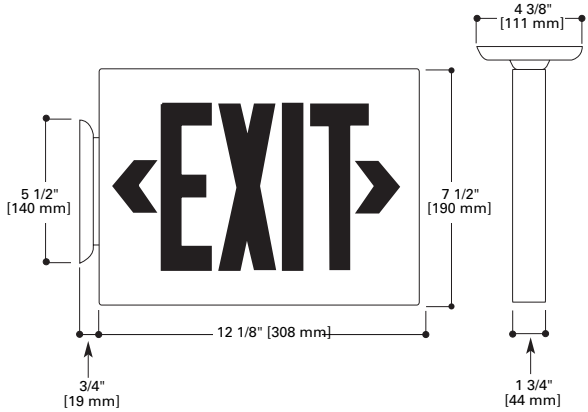
EXIT LIGHTING

- Dual-voltage input 120/277VAC, 60Hz
- High impact white thermoplastic housing
- AC LED: Long life LED lamps provide uniform diffused illumination
- DC: LED DC lamps (Brighter in emergency mode, AP70)
- Nickel Cadmium battery (AP70)
- Snap-out or snap-in chevron directional indicators have full 3/4" stroke
- Universal exits can be field configured as single face or double face
- Test Switch/Power Indicator Light (AP70)
- UL 924 Listed, UL FTBR Listed (2C Only), ETL Damp Location, Life Safety NFPA 101, NEC/OSHA, most state and local codes, Energy Star Listed

DESCRIPTION

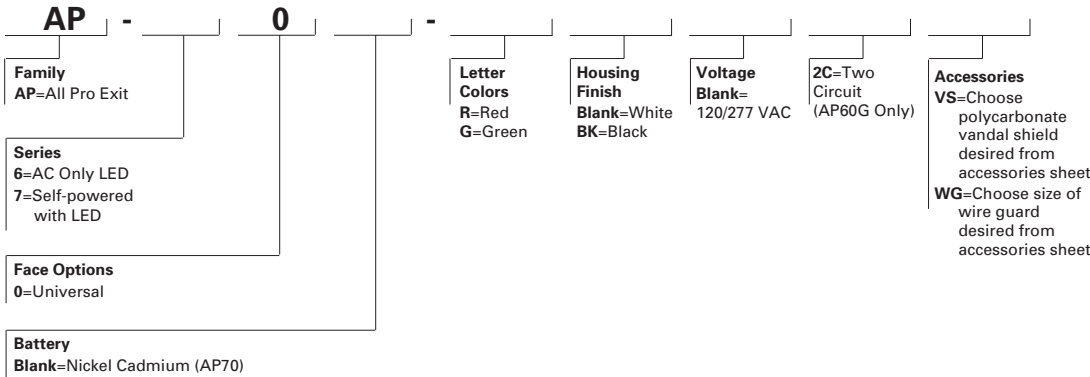
The All Pro Emergency Series Exit is the most economical LED exit available in the market for general purpose applications. Its contemporary design with soft corner styling and designer white textured finish enables it to blend easily with any decor. The durable, injection molded, thermoplastic material resists discoloration due to UV radiation and age. The contractor friendly snap fit construction allows for a quick, under 5-minute installation. The energy efficient, no maintenance LEDs provide bright illumination. All Self-Powered AP Series Exits are available in universal configurations (single and double face) and have universal mounting capability (ceiling, wall, or end).

DIMENSIONS



ORDERING INFORMATION

SAMPLE NUMBER: AP-70R



COOPER LIGHTING - SURE-LITES®



AP SERIES

All Pro
AC Only
Self-Powered

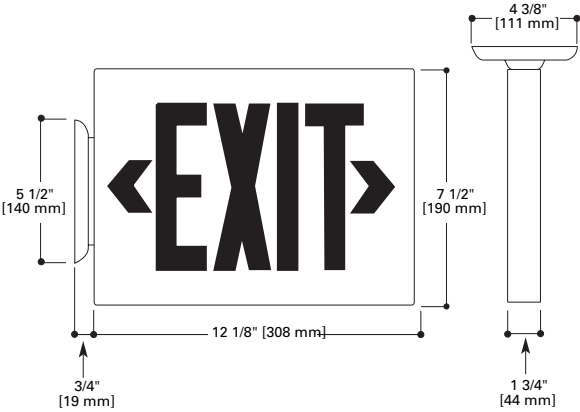
EXIT LIGHTING

- Dual-voltage input 120/277VAC, 60Hz
- High impact white thermoplastic housing
- AC LED: Long life LED lamps provide uniform diffused illumination
- DC: LED DC lamps (Brighter in emergency mode, AP70)
- Nickel Cadmium battery (AP70)
- Snap-out or snap-in chevron directional indicators have full 3/4" stroke
- Universal exits can be field configured as single face or double face
- Test Switch/Power Indicator Light (AP70)
- UL 924 Listed, UL FTBR Listed (2C Only), ETL Damp Location, Life Safety NFPA 101, NEC/OSHA, most state and local codes, Energy Star Listed

DESCRIPTION

The All Pro Emergency Series Exit is the most economical LED exit available in the market for general purpose applications. Its contemporary design with soft corner styling and designer white textured finish enables it to blend easily with any decor. The durable, injection molded, thermoplastic material resists discoloration due to UV radiation and age. The contractor friendly snap fit construction allows for a quick, under 5-minute installation. The energy efficient, no maintenance LEDs provide bright illumination. All Self-Powered AP Series Exits are available in universal configurations (single and double face) and have universal mounting capability (ceiling, wall, or end).

DIMENSIONS



ORDERING INFORMATION

SAMPLE NUMBER: AP-70R

AP		0									
Family AP=All Pro Exit				Letter Colors R=Red G=Green		Housing Finish Blank=White BK=Black		Voltage Blank=120/277 VAC		2C=Two Circuit (AP60G Only)	
Series 6=AC Only LED 7=Self-powered with LED										Accessories VS=Choose polycarbonate vandal shield desired from accessories sheet WG=Choose size of wire guard desired from accessories sheet	
Face Options 0=Universal											
Battery Blank=Nickel Cadmium (AP70)											