

DESCRIPTION

The APEL is an UL 924 listed emergency light with a minimum of 90 minutes of run time and 17 feet of emergency egress coverage. Key features include LED heads, a no maintenance nickel cadmium battery and a five year fixture warranty. The LED heads are fully adjustable to maximize design flexibility while the compact form factor optimizes aesthetics. The universal j-box mounting pattern and snap fit housing construction significantly reduce installation time. The APELH2 versions have remote capacity capable of powering two additional APWR LED heads.

Catalog #	Type
Project	
Comments	
Prepared by	

SPECIFICATION FEATURES

Electrical

- Dual Voltage Input 120/277VAC, 60Hz
- 240 VAC with 48 hour recharge time
- Line-latching
- Brownout circuit
- Low Voltage Disconnect
- Overload/Short Circuit Protection
- Test Switch/Power connector facilitates installation
- 3.6V, .78W DC Long Lasting LED Heads
- Remote capacity option (H2) powers two APWR remotes

Housing Construction

- All components are injection-molded, color stable, high impact thermoplastic material
- Designer textured finish standard

- Components are of snap-fit construction to facilitate under 5-minute installation
- Reinforcing ribs throughout to provide maximum strength
- Suitable for wall or ceiling mount applications
- Universal J-box mounting pattern
- Keyhole mounting slots
- Aesthetically designed with a thin profile
- Available in white or black color

Battery

- Sealed nickel cadmium
- Maintenance-free, long-life
- Full recharge time: 24 hrs (max.)
- Polarized battery terminals

Code Compliance


- UL 924 Damp Location Listed
- Life Safety NFPA 101
- NEC/OSHA
- Most State and Local Codes
- Operating temperature range 10 °C to 40 °C
- California Energy Code compliant

Head/Lamp Data

- Long Life LED Emergency Heads
- Two heads standard
- Fully adjustable
- High impact thermoplastic
- Matches housing finish

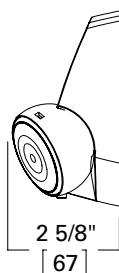
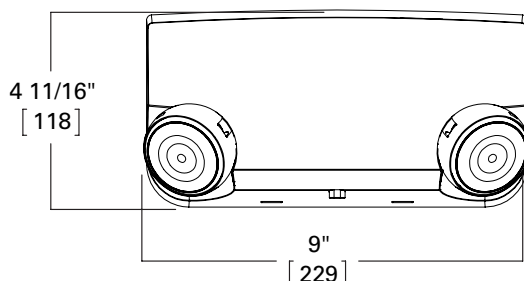
Warranty

- Five-year warranty
- Seven-year prorated battery warranty



T20 Certified to California Title 20 Appliance Database

1 15/16"
[49]

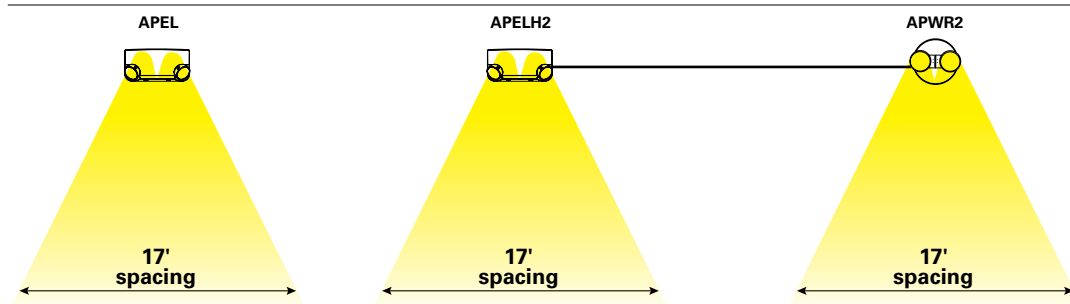


ORDERING INFORMATION

SAMPLE NUMBER: APEL

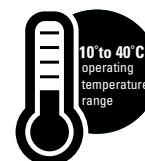
Series	Battery	Remote Heads Powered	Housing Color	Catalog numbers
APEL	_ = Nickel cadmium battery	_ = No 3.6 V LED heads H2 = Two 3.6 V LED heads	_ = White BK = Black	APEL, APELBK APELH2, APELH2BK

APEL SPACING



APEL SERIES

SEALED NICKEL CADMIUM
BATTERY
EMERGENCY LIGHTING
LED
REMOTE CAPACITY



ENERGY DATA

Model APEL	Model APELH2
Input Power: 120V = .33W 277V = .47W	Input Power: 120V = 0.6W 277V = 0.8W
Input Current (Max.): 120V = .06A 277V = .07A	Input Current (Max.): 120V = .07A 277V = .07A

ELECTRICAL RATINGS

Rated Wattage

Model	DC Voltage	1.5 Hours
APEL	3.6 volts	1.5 watts
APELH2	3.6 volts	3.0 watts

Note: Each Long Life LED Emergency Head replaces a 5.4 Watt Incandescent lamp.

TECHNICAL DATA**LED Heads**

The Long Life LED Emergency Heads are the most economical Emergency Light solution for general purpose applications. Designed specifically for emergency lighting applications with horizontal and vertical adjustment by rotating the LED Emergency Heads to desired direction.

Housing Construction

Rugged, durable, injection molded thermoplastic materials are used throughout the All Pro Series Emergency Lighting Units. All structural components are designed with reinforcing ribs to add additional rigidity and to maximize structural integrity. These materials are impact and scratch resistant, and they have been UV stabilized to resist discoloration due to age and ultraviolet radiation. All components are designed to be of snap-fit construction - no mechanical fasteners - to facilitate installation in under 5-minutes. The mounting plate has keyhole mounting slots and a universal mounting pattern for quick, efficient installation. Any components required for installation (wirenuts, wire leads, etc.) are all included with each unit. All APEL Series Units are suitable for wall or ceiling mount applications. Housings are available in white or black finish.

Remote Capacity

Remote capacity to drive two APWR 3.6 volt heads is available in the APELH2 and APELH2BK models.

Line-Latched

All Pro Emergency's line-latched electronic circuitry makes installation easy and economical. A labor efficient AC-activated load switch prevents the lamps from turning on during installation to a non-energized AC circuit. Linelatching eliminates the need for a contractor's return to a job site to connect the batteries when the building's main power is permanently turned on.

Solid-State Charger

Supplied with a 120/277 VAC, voltage regulated solid-state charger. Upon restoration of AC current after a power failure, the charger provides a high charge rate. The charge circuit reacts to the condition of the battery and alters the rate of charge in order to maintain peak battery capacity and maximize battery life. Solid-state construction recharges the battery following a power failure in accordance with UL 924.

Brownout Circuit

The brownout circuit in All Pro Emergency units monitor the flow of AC current to the unit and activates the emergency lighting system when a predetermined reduction of AC power occurs. This dip in voltage will cause most ballasted fixtures to extinguish causing loss of normal lighting even though a total power failure has not occurred.

Low Voltage Disconnect

When the battery's terminal voltage falls below 80% of the rated voltage, the low voltage circuitry disconnects the lighting load. The disconnect remains in effect until normal utility power is restored, preventing deep battery discharge.

Test Switch/Power Indicator Light

A test switch permits the activation of the emergency circuit for a complete operational system check. The Power Indicator Light provides assurance that the AC power is on.

Sealed Nickel Cadmium Battery

All Pro Emergency sealed nickel cadmium batteries are maintenance free with a life expectancy of 10 years. The sealed rechargeable nickel cadmium battery offers high discharge rates and stable performance over a wide range of temperatures. The specially designed resealable vent automatically controls cell pressure, assuring safety and reliability. This battery is best suited for harsh ambient temperatures because the electrolyte is not active in the electrochemical process.

Warranty

All-Pro Emergency products are backed by a five-year warranty.

DESCRIPTION

The APEL is an UL 924 listed emergency light with a minimum of 90 minutes of run time and 17 feet of emergency egress coverage. Key features include LED heads, a no maintenance nickel cadmium battery and a five year fixture warranty. The LED heads are fully adjustable to maximize design flexibility while the compact form factor optimizes aesthetics. The universal j-box mounting pattern and snap fit housing construction significantly reduce installation time. The APELH2 versions have remote capacity capable of powering two additional APWR LED heads.

Catalog #	Type
Project	
Comments	
Prepared by	

SPECIFICATION FEATURES

Electrical

- Dual Voltage Input 120/277VAC, 60Hz
- 240 VAC with 48 hour recharge time
- Line-latching
- Brownout circuit
- Low Voltage Disconnect
- Overload/Short Circuit Protection
- Test Switch/Power connector facilitates installation
- 3.6V, .78W DC Long Lasting LED Heads
- Remote capacity option (H2) powers two APWR remotes

Housing Construction

- All components are injection-molded, color stable, high impact thermoplastic material
- Designer textured finish standard

- Components are of snap-fit construction to facilitate under 5-minute installation
- Reinforcing ribs throughout to provide maximum strength
- Suitable for wall or ceiling mount applications
- Universal J-box mounting pattern
- Keyhole mounting slots
- Aesthetically designed with a thin profile
- Available in white or black color

Battery

- Sealed nickel cadmium
- Maintenance-free, long-life
- Full recharge time: 24 hrs (max.)
- Polarized battery terminals

Code Compliance


- UL 924 Damp Location Listed
- Life Safety NFPA 101
- NEC/OSHA
- Most State and Local Codes
- Operating temperature range 10 °C to 40 °C
- California Energy Code compliant

Head/Lamp Data

- Long Life LED Emergency Heads
- Two heads standard
- Fully adjustable
- High impact thermoplastic
- Matches housing finish

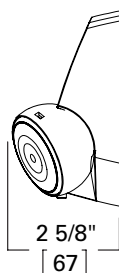
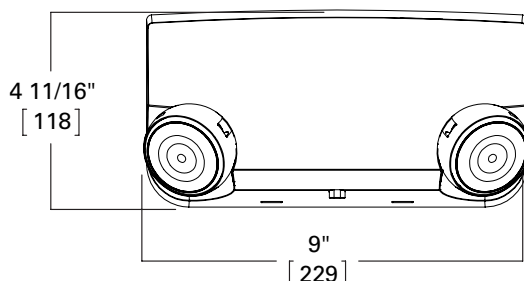
Warranty

- Five-year warranty
- Seven-year prorated battery warranty



T20 Certified to California Title 20 Appliance Database

1 15/16"
[49]

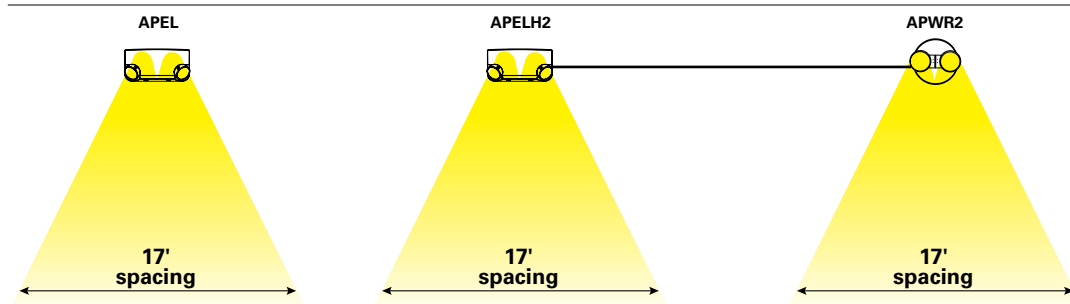


ORDERING INFORMATION

SAMPLE NUMBER: APEL

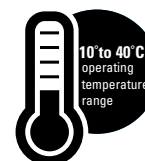
Series	Battery	Remote Heads Powered	Housing Color	Catalog numbers
APEL	_ = Nickel cadmium battery	_ = No 3.6 V LED heads H2 = Two 3.6 V LED heads	_ = White BK = Black	APEL, APELBK APELH2, APELH2BK

APEL SPACING



APEL SERIES

SEALED NICKEL CADMIUM
BATTERY
EMERGENCY LIGHTING
LED
REMOTE CAPACITY



ENERGY DATA

Model APEL	Model APELH2
Input Power: 120V = .33W 277V = .47W	Input Power: 120V = 0.6W 277V = 0.8W
Input Current (Max.): 120V = .06A 277V = .07A	Input Current (Max.): 120V = .07A 277V = .07A

ELECTRICAL RATINGS

Rated Wattage

Model	DC Voltage	1.5 Hours
APEL	3.6 volts	1.5 watts
APELH2	3.6 volts	3.0 watts

Note: Each Long Life LED Emergency Head replaces a 5.4 Watt Incandescent lamp.

TECHNICAL DATA**LED Heads**

The Long Life LED Emergency Heads are the most economical Emergency Light solution for general purpose applications. Designed specifically for emergency lighting applications with horizontal and vertical adjustment by rotating the LED Emergency Heads to desired direction.

Housing Construction

Rugged, durable, injection molded thermoplastic materials are used throughout the All Pro Series Emergency Lighting Units. All structural components are designed with reinforcing ribs to add additional rigidity and to maximize structural integrity. These materials are impact and scratch resistant, and they have been UV stabilized to resist discoloration due to age and ultraviolet radiation. All components are designed to be of snap-fit construction - no mechanical fasteners - to facilitate installation in under 5-minutes. The mounting plate has keyhole mounting slots and a universal mounting pattern for quick, efficient installation. Any components required for installation (wirenuts, wire leads, etc.) are all included with each unit. All APEL Series Units are suitable for wall or ceiling mount applications. Housings are available in white or black finish.

Remote Capacity

Remote capacity to drive two APWR 3.6 volt heads is available in the APELH2 and APELH2BK models.

Line-Latched

All Pro Emergency's line-latched electronic circuitry makes installation easy and economical. A labor efficient AC-activated load switch prevents the lamps from turning on during installation to a non-energized AC circuit. Linelatching eliminates the need for a contractor's return to a job site to connect the batteries when the building's main power is permanently turned on.

Solid-State Charger

Supplied with a 120/277 VAC, voltage regulated solid-state charger. Upon restoration of AC current after a power failure, the charger provides a high charge rate. The charge circuit reacts to the condition of the battery and alters the rate of charge in order to maintain peak battery capacity and maximize battery life. Solid-state construction recharges the battery following a power failure in accordance with UL 924.

Brownout Circuit

The brownout circuit in All Pro Emergency units monitor the flow of AC current to the unit and activates the emergency lighting system when a predetermined reduction of AC power occurs. This dip in voltage will cause most ballasted fixtures to extinguish causing loss of normal lighting even though a total power failure has not occurred.

Low Voltage Disconnect

When the battery's terminal voltage falls below 80% of the rated voltage, the low voltage circuitry disconnects the lighting load. The disconnect remains in effect until normal utility power is restored, preventing deep battery discharge.

Test Switch/Power Indicator Light

A test switch permits the activation of the emergency circuit for a complete operational system check. The Power Indicator Light provides assurance that the AC power is on.

Sealed Nickel Cadmium Battery

All Pro Emergency sealed nickel cadmium batteries are maintenance free with a life expectancy of 10 years. The sealed rechargeable nickel cadmium battery offers high discharge rates and stable performance over a wide range of temperatures. The specially designed resealable vent automatically controls cell pressure, assuring safety and reliability. This battery is best suited for harsh ambient temperatures because the electrolyte is not active in the electrochemical process.

Warranty

All-Pro Emergency products are backed by a five-year warranty.