

TYPE AYP, AYPO

HYPLUG™

FOR ALUMINUM AND COPPER CONDUCTOR

UL Listed 90° C,
600 Volts to 35 KV◆

C-122



AL9CU

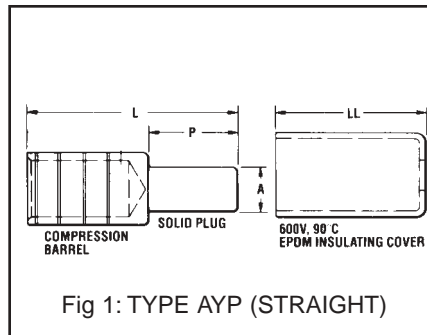


Fig 1: TYPE AYP (STRAIGHT)

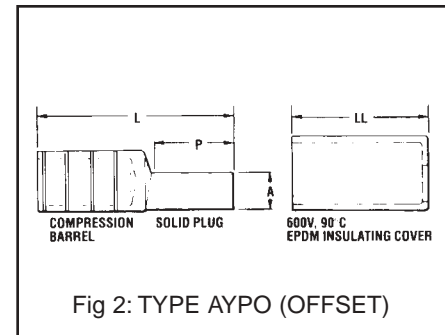


Fig 2: TYPE AYPO (OFFSET)

CATALOG NUMBER	COPPER & ALUMINUM CONDUCTOR	FIG.	DIMENSIONS				INSTALLATION TOOLING ▲						
			A PLUG DIA.	P PLUG LENGTH	L HYPLUG LENGTH	LL COVER LENGTH	HYTOOLS			Y35, Y39, Y750, Y46*		▲ DIE INDEX & EMBOSSEMENT	WIRE STRIP LENGTH
							DIELESS TOOLS	+ OH25	+ MD6	DIE NUMBER (# OF CRIMPS)	COLOR CODE		
AYP6	#6 str	1	.23	.68	1.85	1.78	MY29-3** (2) - CRIMPS Y644M (1) - CRIMP	(1) CRIMP	W241	U25ART (1)	Tan	296	1-1/16"
AYP4	#4 str	1	.23	.68	1.85	1.78							
AYP2	#2 str	1	.23	.68	1.85	1.78							
AYP1	#1 str	1	.26	.84	2.01	1.78							
AYP1/0	1/0 str	1	.29	.84	2.01	1.78							
AYPO2/0	2/0 str	2	.33	1.09	2.70	2.44							
AYPO3/0	3/0 str	2	.37	1.22	2.80	2.44	Hydraulic: Y644M (1) - CRIMP	-	-	U28ART (2)	White	298	1-1/8"
AYPO4/0	4/0 str	2	.42	1.22	2.80	2.44							
AYP250	250 kcmil	1	.47	1.22	2.63	2.54							
AYPO250	250 kcmil	2	.47	1.22	2.98	2.88							
AYPO300	300 kcmil	2	.53	1.34	3.08	2.88							
AYP350	350 kcmil	1	.57	1.34	2.75	2.54							
AYPO350	350 kcmil	2	.57	1.34	3.08	2.88							
AYPO400	400 kcmil	2	.63	1.60	3.43	3.16							
AYP500	500 kcmil	1	.68	1.60	3.08	2.81							
AYPO500	500 kcmil	2	.68	1.60	3.43	3.16							
AYPO600	600 kcmil	2	.73	1.64	4.02	4.06							
AYP750	700/750 kcmil	1	.81	1.76	3.79	3.66							
AYPO750	700/750 kcmil	2	.81	1.76	4.16	4.06							

Scratch brush aluminum conductor before installation.
▲ See tooling section of this catalog for complete tool and die listings.
** For MY29-3 use aluminum index plate at 1/0 setting for sizes #6 through 1/0 or at 4/0 setting for sizes 2/0 through 4/0.
+ Not UL listed.

* Use PUADP-1 adaptor with "U" dies in Y46 HYPRESS™.
□ Also accommodates compressed and compact conductors (except for 700 kcmil in 750 kcmil barrel).
◆ For applications greater than 2000 Volts consult cable manufacturer for voltage stress relief instructions.

Y644M DIELESS HYPRESS™ RANGE-TAKING CAPABILITIES

The following HYPLUG™ lugs and two way splices, when crimped with the Y644M DIELESS HYPRESS™ tool, produce the following range- taking capabilities:

ALUMINUM CONNECTORS					
STANDARD WIRE SIZE	EXPANDED WIRE RANGE	STANDARD WIRE SIZE	EXPANDED WIRE RANGE	STANDARD WIRE SIZE	EXPANDED WIRE RANGE
#6 AWG	#6 AWG	1/0 AWG	1/0 - #1 AWG	250 kcmil	250 kcmil - 1/0 AWG
#4 AWG	#4 - #6 AWG	2/0 AWG	2/0 - #1 AWG	300 kcmil	300 kcmil - 2/0 AWG
#2 AWG	#2 - #6 AWG	3/0 AWG	3/0 - #1 AWG	350 kcmil	350 kcmil - 3/0 AWG
#1 AWG	#1 - #2 AWG	4/0 AWG	4/0 - #1 AWG	400 kcmil	400 kcmil - 4/0 AWG
				500 kcmil	500 kcmil - 4/0 AWG
				600 kcmil	600 - 250 kcmil
				750 kcmil	750 - 500 kcmil

TYPE AYP, AYPO

HYPLUG™


FOR ALUMINUM AND COPPER CONDUCTOR

UL Listed 90° C,
600 Volts to 35 KV◆

Types AYP and AYPO aluminum compression adapters are designed for reliable termination of aluminum and copper conductor in mechanical connectors. Typical applications include mechanical connectors in molded case circuit breakers, panel board equipment and meter sockets.



AL9CU



C-121

Features and Benefits

- All-aluminum electro-tin plated design.
 - ◇ Eliminates possible bi-metallic corrosion and provides the shortest connector length design possible.
 - Shortest connector length design possible.
 - ◇ Permits easy installation in equipment with limited working space.
 - Solid electro-tin plated aluminum plug.
 - ◇ Proper electrical connection made easily. Eliminates "how tight is tight" problem.
 - Smooth surface on the solid EC aluminum electro-tin plated plug.
 - ◇ Provides greater area contact establishing excellent electrical conductivity.
 - Solid plug has same diameter as current carrying equivalent copper wire.
 - ◇ Permits use of larger aluminum wire to connect equipment.
 - Offset plug design available in sizes 2/0 through 750 kcmil.
 - ◇ Provides flexibility and maximizes the use of limited space eliminating interference between conductors and equipment.
 - Electro-tin plated.
 - ◇ Resists corrosion.
 - Factory prefilled with the proper amount of PENETROX® joint compound.
 - ◇ PENTROX®, BURNDY's oxide inhibiting compound with conductive metallic particles penetrates aluminum oxide between strands and forms an air-tight connection.
 - EPDM rubber covers are supplied with each connector.
 - ◇ Eliminates taping.
 - Only (5) die sets install the complete line from #6 to 750 kcmil.
 - ◇ Lowers inventory requirements and saves money.
 - Supplied in a plastic convenience pack.
 - ◇ The cover and connector are kept together and free of foreign material until used.
 - Connectors are clearly marked with catalog number, wire size, and color coded die index.
 - ◇ Provides clear, easy to use information to lower installed cost.
- ◆ For applications greater than 2000 Volts consult cable manufacturer for voltage stress relief instructions.