



ELLIOTT ELECTRIC SUPPLY

We Deliver...Lower Cost, Quality Products, & Personal Service

2310 N. Stallings Dr.
75964-0000, TX Nacogdoches
Phone: 936-569-7941
Fax: 936-560-4685



B2016PA312 BLTD 3-1/2 ZN PLT Pa RGD Pipe CLMP

Cooper B-Line/Cable Tray

Catalog Number	B2016PA312
Manufacturer	Cooper B-Line/Cable Tray
Description	Pre-Assembled Pipe Clamp, Low Carbon Steel, PVC Coated, 3-1/2 In Size, 0.56 LB/Ea
Weight per unit	0.5600 (lbs/each)
Product Category	Channel & Strut Fittings

Descriptions

Construction	TWO PIECE
Description	BLTD 3-1/2 ZN PLT PA RGD PIPE CLMP

Manufacturer Information

Brand	BOLTED FRAMING
GTIN	00781011610944
UPC	781011610944

Taxonomies, Classifications, and Categories

Category Description	BEAM, RA, EDGE, & PARALLEL CLAMPS
Type	Pipe Clamp, Pre-Assembled

Packaging

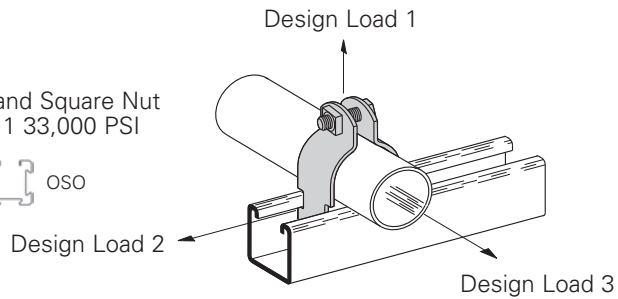
Carton	1
Package	40
Weight Per each	0.56

Uses, Certifications, and Standards

Mounting	WIREWAY STRAIGHT SECTION, LAY-IN TYPE; 14 GAUGE STEEL MATERIAL; ANSI 61 GRAY POLYESTER POWDER COATED FINISH; 24 INCH; 4 INCH; 4 INCH; UL 870, CSA APPROVAL; NEMA 12, IP54 ENCLOSURE; BUTT HINGED, LATCHED COVER TYPE; NO KNOCKOUT(S); HOFFMAN BRAND
----------	---

B2000 Series PVC Clamps

- Safety Factor of 5
- Add PA to suffix for pre-assembled pipe clamps
- Includes Combination Recess Hex Head Machine Screw and Square Nut
- Material: 16 Ga. (1.5), 14 Ga. (1.9), 12 Ga. (2.6) ASTM A1011 33,000 PSI min. yield and 11 Ga. (3.0) ASTM A1011HSLA Gr. 50
- Standard finishes: PVC



Clamp Sizing Chart for PVC Coated Rigid Conduit and Clamps

Nominal Conduit Size	Conduit Coating			
	.020 (.51mm)		.040 (1.01mm)	
	Clamp Coating		Clamp Coating	
In. mm	0	.020" (.51mm)	0	.020" (.51mm)
1/2" (15)	B2008	B2002	B2002	B2009
3/4" (20)	B2030	B2030	B2030	B2003
1" (25)	B2032	B2010	B2010	B2004
1 1/4" (32)	B2005	B2005	B2005	B2005
1 1/2" (40)	B2012	B2037	B2037	B2037
2" (50)	B2013	B2041	B2041	B2041
2 1/2" (65)	B2014	B2045	B2045	B2045
3" (80)	B2015	B2050	B2050	B2050
3 1/2" (90)	B2016	B2054	B2054	B2054
4" (100)	B2017	B2058	B2058	B2058
5" (125)	B2019	B2066	B2066	B2066
6" (150)	B2020	B2115	B2115	B2115

*See B2000 O.D. pipe and conduit clamp chart on pgs. 131-132 for corresponding clamp load data.

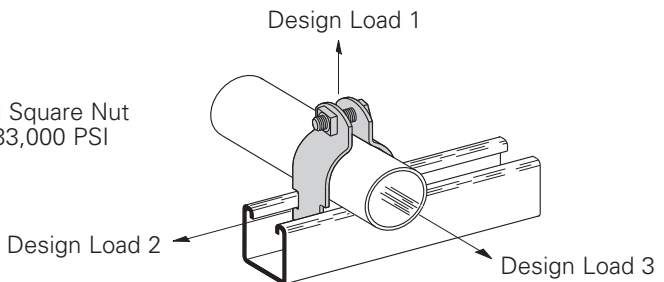
Clamp Sizing Chart for PVC Coated Thinwall (EMT) Conduit and Clamps

Nominal Conduit Size	Conduit Coating			
	.020 (.51mm)		.040 (1.01mm)	
	Clamp Coating		Clamp Coating	
In. mm	0	.020" (.51mm)	0	.020" (.51mm)
3/8" (10)	B2026	B2026	B2026	B2001
1/2" (15)	B2027	B2027	B2027	B2008
3/4" (20)	B2009	B2009	B2009	B2009
1" (25)	B2003	B2031	B2031	B2031
1 1/4" (32)	B2004	B2011	B2011	B2011
1 1/2" (40)	B2005	B2005	B2005	B2012
2" (50)	B2039	B2039	B2039	B2013

*See B2000 O.D. pipe and conduit clamp chart on pgs. 131-132 for corresponding clamp load data.

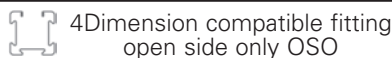
B2000 Series Copper Tubing Clamps

- Safety Factor of 5
- Add PA to suffix for pre-assembled pipe clamps
- Includes Combination Recess Hex Head Machine Screw and Square Nut
- Material: 16 Ga. (1.5), 14 Ga. (1.9), 12 Ga. (2.6) ASTM A1011 33,000 PSI min. yield and 11 Ga. (3.0) ASTM A1011HSLA Gr. 50
- Standard finish: Exclusive DURA-COPPER™ Finish (DCU)



Copper Tubing Clamps

Part No.	Tubing Size	O.D. Size		Material Thickness	Design Load 1		Design Load 2		Design Load 3		Wt./C
		In.	(mm)		Lbs.	kN	Lbs.	kN	Lbs.	kN	
B2024DCU	1/4" (6.3)	.375	(9.5)	16 Ga. (1.5)	400 (1.78)	50 (.22)	50 (.22)	50 (.22)	8 (3.6)		
B2025DCU	3/8" (9.5)	.500	(12.7)	16 Ga. (1.5)	400 (1.78)	50 (.22)	50 (.22)	50 (.22)	9 (4.1)		
B2026DCU	1/2" (12.7)	.625	(15.9)	16 Ga. (1.5)	400 (1.78)	50 (.22)	50 (.22)	50 (.22)	10 (4.5)		
B2027DCU	5/8" (15.9)	.750	(19.0)	16 Ga. (1.5)	400 (1.78)	50 (.22)	50 (.22)	50 (.22)	10 (4.5)		
B2008DCU	3/4" (19.0)	.875	(22.2)	16 Ga. (1.5)	400 (1.78)	50 (.22)	50 (.22)	50 (.22)	11 (5.0)		
B2030DCU	1" (25.4)	1.125	(28.6)	14 Ga. (1.9)	600 (2.67)	75 (.33)	75 (.33)	75 (.33)	15 (6.8)		
B2010DCU	1 1/4" (31.7)	1.375	(34.9)	14 Ga. (1.9)	600 (2.67)	75 (.33)	75 (.33)	75 (.33)	17 (7.7)		
B2011DCU	1 1/2" (38.1)	1.625	(41.3)	14 Ga. (1.9)	600 (2.67)	75 (.33)	75 (.33)	75 (.33)	19 (8.6)		
B2038DCU	2" (50.8)	2.125	(54.0)	12 Ga. (2.6)	800 (3.56)	125 (.56)	125 (.56)	125 (.56)	32 (14.5)		
B2042DCU	2 1/2" (63.5)	2.625	(66.7)	12 Ga. (2.6)	800 (3.56)	125 (.56)	125 (.56)	125 (.56)	35 (15.9)		
B2046DCU	3" (76.2)	3.125	(79.4)	12 Ga. (2.6)	800 (3.56)	125 (.56)	125 (.56)	125 (.56)	39 (17.7)		
B2050DCU	3 1/2" (88.9)	3.625	(92.1)	11 Ga. (3.0)	1000 (4.45)	200 (.89)	150 (.67)	150 (.67)	54 (24.5)		
B2054DCU	4" (101.6)	4.125	(104.8)	11 Ga. (3.0)	1000 (4.45)	200 (.89)	150 (.67)	150 (.67)	61 (27.6)		
B2062DCU	5" (127.0)	5.125	(130.2)	11 Ga. (3.0)	1000 (4.45)	200 (.89)	150 (.67)	150 (.67)	70 (31.7)		
B2110DCU	6" (152.5)	6.125	(155.6)	11 Ga. (3.0)	1000 (4.45)	250 (1.11)	200 (.89)	200 (.89)	94 (42.6)		
B2126DCU	8" (203.2)	8.125	(206.4)	11 Ga. (3.0)	1000 (4.45)	250 (1.11)	200 (.89)	200 (.89)	123 (55.8)		



Reference page 127 for general fitting and standard finish specifications.