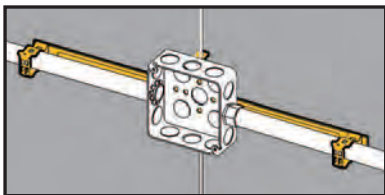


Conduit & Cable



- New BMC3 plate is available to support multiple conduit runs.
- Riveted assembly provides support for electrical boxes and conduit runs on either side of the box.
- Reduces drop wires by 66% when using W2/W6 assemblies.
- Assemblies using BMC3 plate include center conduit clip. Additional conduit clips may be purchased separately.

Guide-Rite™ Conduit & Box Support Fasteners



- See pages Ruff-IN™ brochure for pre-fab box assemblies.



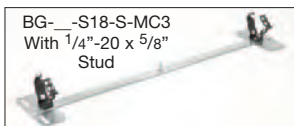
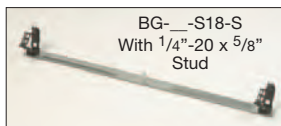
Conduit & Cable

UPC/Part Number	Catalog Number	Conduit Size EMT & Rigid	Box Qty.
781011 03575	BG6-S18 *	3/8"	25
781011 03573	BG812-S18	1/2" or 3/4"	25
781011 03574	BG16-S18	1"	25

With Multiple Conduit Plate

782051 52812	BG6-S18-MC3 *	3/8"	25
782051 52900	BG812-S18-MC3	1/2" or 3/4"	25
782051 52901	BG16-S18-MC3	1"	25

Patent #4958792



With Stud

782051 52902	BG6-S18S *	3/8"	25
781011 04979	BG812-S18S	1/2" & 3/4"	25
782051 52903	BG16-S18S	1"	25

With Stud & Multiple Conduit Plate

782051 52904	BG6-S18S-MC3 *	3/8"	25
782051 52905	BG812-S18S-MC3	1/2" & 3/4"	25
782051 52906	BG16-S18S-MC3	1"	25

Read safety/installation instruction sheets in packages before use.

Conduit & Cable



UPC/Part Number	Catalog Number	Conduit Size EMT & Rigid	Box Qty.
-----------------	----------------	--------------------------	----------

W2 Series for #12 thru 1/4" Rod **

781011 03578	BG6-S18-W2 *	3/8"	25
781011 03576	BG812-S18-W2	1/2" & 3/4"	25
781011 03577	BG16-S18-W2	1"	25

W2 Series for #12 thru 1/4" Rod & Multiple Conduit Plate **

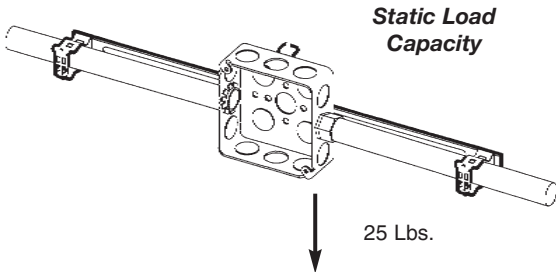
782051 52855	BG6-S18-W2-MC3 *	3/8"	25
782051 52739	BG812-S18-W2-MC3	1/2" & 3/4"	25
782051 52862	BG16-S18-W2-MC3	1"	25

W6 Series for 3/8" Plain or Threaded Rod **

781011 99581	BG6-S18-W6 *	3/8"	25
781011 99582	BG812-S18-W6	1/2" & 3/4"	25
781011 99580	BG16-S18-W6	1"	25

W6 Series for 3/8" Plain or Threaded Rod & Multiple Conduit Plate **

782051 52856	BG6-S18-W6-MC3 *	3/8"	25
782051 52860	BG812-S18-W6-MC3	1/2" & 3/4"	25
782051 52864	BG16-S18-W6-MC3	1"	25

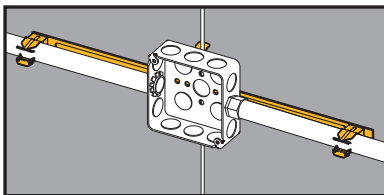


* BG-6 will accept the following range $\varnothing.420 - \varnothing.675$:
14/2 thru 10/4 MC/AC cable and $5/16$ or $3/8$ flexible conduit

** Note: An independent means of support is required by NEC Article 300.11. Refer to pages 220-221 for additional support methods.

Read safety/installation instruction sheets in packages before use.


Conduit & Cable



- New BMC3 plate is available to support multiple conduit runs.
- Riveted assembly provides support for electrical boxes and conduit runs on either side of the box.
- Reduces drop wires by 66% when using W2/W6 assemblies.
- Assemblies using BMC3 plate include center conduit clip. Additional conduit clips may be purchased separately.

Push-Type Conduit & Box Support Fasteners

- See pages Ruff-IN™ brochure for pre-fab box assemblies.

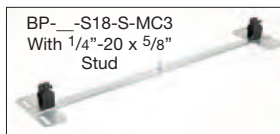



Conduit & Cable

UPC/Part Number	Catalog Number	Conduit Size	Box Qty.
782051 23604	BP8-S18	1/2" EMT	25
782051 23605	BP12-S18	3/4" EMT, 1/2" Rigid	25
782051 23606	BP16-S18	1" EMT, 3/4" Rigid	25

With Multiple Conduit Plate

782051 52907	BP8-S18-MC3	1/2" EMT	25
782051 52908	BP12-S18-MC3	3/4" EMT, 1/2" Rigid	25
782051 52909	BP16-S18-MC3	1" EMT, 3/4" Rigid	25



With Stud

782051 23631	BP8-S18S	1/2" EMT	25
782051 23633	BP12-S18S	3/4" EMT, 1/2" Rigid	25
782051 23634	BP16-S18S	1" EMT, 3/4" Rigid	25

With Stud & Multiple Conduit Plate

782051 52913	BP8-S18S-MC3	1/2" EMT	25
782051 52914	BP12-S18S-MC3	3/4" EMT, 1/2" Rigid	25
782051 52915	BP16-S18S-MC3	1" EMT, 3/4" Rigid	25

Read safety/installation instruction sheets in packages before use.

Conduit & Cable



UPC/Part Number	Catalog Number	Conduit Size	Box Qty.
-----------------	----------------	--------------	----------

W2 Series for #12 thru 1/4" Rod **

782051 23615	BP8-S18-W2	1/2" EMT	25
782051 23619	BP12-S18-W2	3/4" EMT, 1/2" Rigid	25
782051 23627	BP16-S18-W2	1" EMT, 3/4" Rigid	25

W2 Series for #12 thru 1/4" Rod & Multiple Conduit Plate **

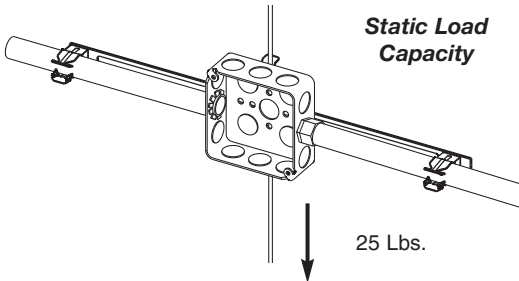
782051 52847	BP8-S18-W2-MC3	1/2" EMT	25
782051 52848	BP12-S18-W2-MC3	3/4" EMT, 1/2" Rigid	25
782051 52849	BP16-S18-W2-MC3	1" EMT, 3/4" Rigid	25

W6 Series for 3/8" Plain or Threaded Rod **

782051 23628	BP8-S18-W6	1/2" EMT	25
782051 23629	BP12-S18-W6	3/4" EMT, 1/2" Rigid	25
782051 23630	BP16-S18-W6	1" EMT, 3/4" Rigid	25

W6 Series for 3/8" Plain or Threaded Rod & Multiple Conduit Plate **

782051 52850	BP8-S18-W6-MC3	1/2" EMT	25
782051 52851	BP12-S18-W6-MC3	3/4" EMT, 1/2" Rigid	25
782051 52854	BP16-S18-W6-MC3	1" EMT, 3/4" Rigid	25



** Note: An independent means of support is required by NEC Article 300.11. Refer to pages 220-221 for additional support methods.

Read safety/installation instruction sheets in packages before use.