

Bushings, Nipples, Locknuts and Plugs

Innovative design makes installation quicker, easier.

Blackjack® Grounding Bushing

The Blackjack® Grounding Bushing never has to be threaded onto a conduit. It is simply placed in position on either a threaded or non-threaded rigid or IMC conduit, with the grounding lug in perfect position to accept the grounding wire — even in tight installations.

It's as simple as one, two, three!

Compare the installation with conventional bushings that must be threaded onto the conduit. In tight areas, you may have to remove the grounding lug, keep up with the loose parts and then reattach the lug. Then you still have to twist and turn the bushing to get the lug in position to accept the grounding wire.

The Blackjack bushing does away with these needless delays for good, making it the ideal grounding bushing — and the only logical choice for small spaces, corners and multiple conduit runs. And, because the grounding lug is an integral part of the bushing, it's designed not to fall off or get lost.

Innovative design improves performance.

The Blackjack® bushing provides superior ground continuity.

The design of the Blackjack bushing has an integral, cast-on grounding lug for better ground continuity. This means that the Blackjack bushing stands up to intense loads.

Secure grip forms lasting bond.

The Blackjack bushing's cone-point mounting screw bites securely into both threaded and non-threaded rigid conduits. And the Blackjack bushing's nylon locking patch is designed to prevent the screw from loosening due to vibration.

Reduce inventory.

Because the Blackjack Grounding Bushing is designed for threaded and non-threaded conduits, and the ground lugs are designed to handle an extended range, the number of parts in inventory is reduced by up to two-thirds without losing any application coverage.

Lug Screw:

- #14-#4: Slotted
- #14-2/0: Slotted
- #6-4/0: Internal Hex Drive

Standard Material/Finish


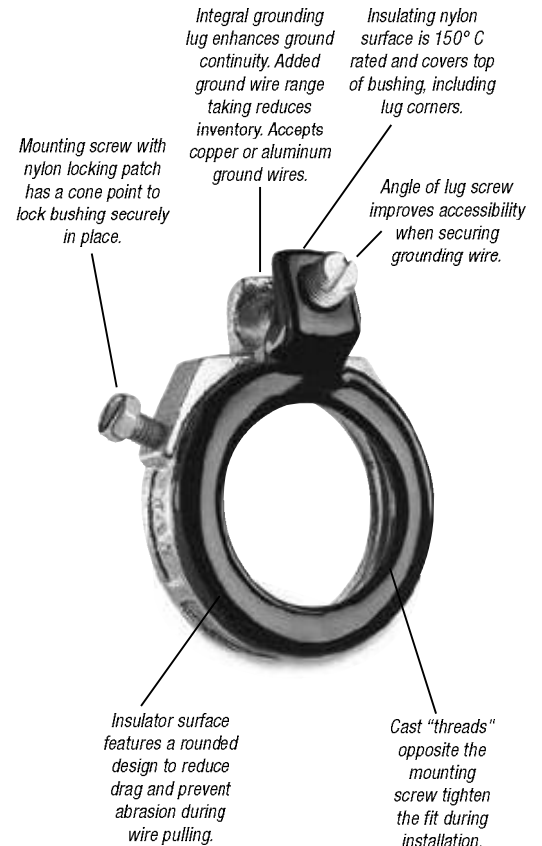
- Body: Malleable Iron or Aluminum
- Mounting Screw: (1/2"-2") Stainless Steel, (2 1/2"-6") Brass
- Lug Screw: Stainless Steel
- Finish: Zinc Plated

Range

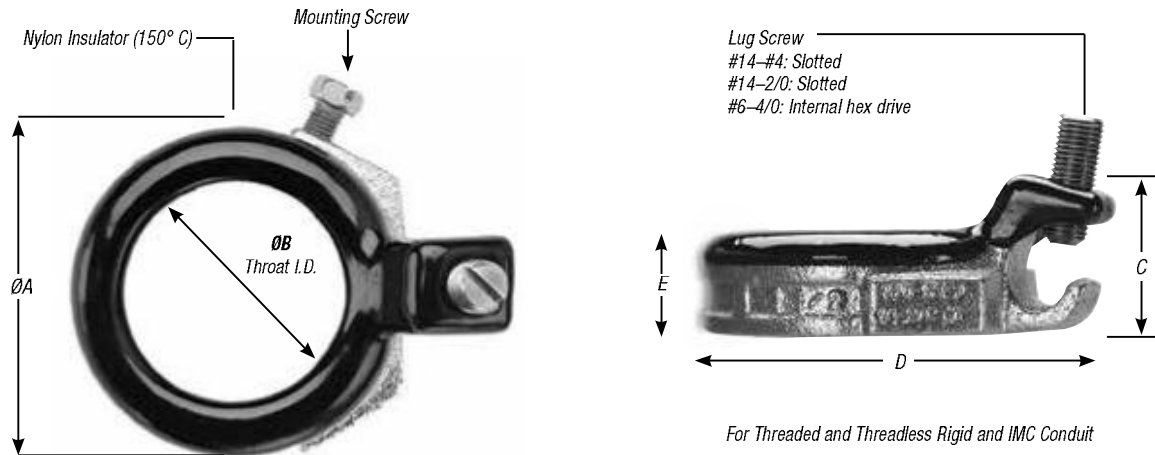
- Conduit: 1/2" thru 6" threaded or threadless rigid/IMC
- Wire Range: #14 AWG to 4/0 AWG Cu/Al

Listings/Compliances

- UL File #E3060
- CSA File #LR2884
- UL 514B & UL 467
- CSA C22.2 No. 18 & CSA C22.2 No. 41



Bushings, Nipples, Locknuts and Plugs



Blackjack® Grounding Bushings

CAT. NO.		CONDUIT SIZE	ØA MAX.	ØB MIN. THROAT I.D.	C MAX.	D MAX.	E MAX.	WIRE RANGE
ZINC PLATED MALLEABLE IRON	ALUMINUM							
BG050-14-20	BGA050-14-20	½"	1.251	.569	1.181	2.134	.696	#14-2/0
BG050-14-4	BGA050-14-4	½"	1.251	.569	1.027	1.940	.696	#14-#4
BG075-14-20	BGA075-14-20	¾"	1.533	.772	1.221	2.414	.696	#14-2/0
BG075-14-4	BGA075-14-4	¾"	1.533	.772	1.030	2.168	.696	#14-#4
BG100-14-20	BGA100-14-20	1"	1.783	.993	1.181	2.581	.696	#14-2/0
BG100-14-4	BGA100-14-4	1"	1.783	.993	1.027	2.368	.696	#14-#4
BG125-14-20	BGA125-14-20	1¼"	2.220	1.319	1.181	2.987	.759	#14-2/0
BG150-14-20	BGA150-14-20	1½"	2.470	1.553	1.181	3.236	.696	#14-2/0
BG200-14-20	BGA200-14-20	2"	2.830	2.010	1.181	3.766	.696	#14-2/0
BG250-14-20	BGA250-14-20	2½"	3.418	2.412	1.181	4.341	.978	#14-2/0
BG250-6-40	BGA250-6-40	2½"	3.418	2.412	1.524	4.526	.978	#6-4/0
BG300-14-20	BGA300-14-20	3"	4.042	3.022	1.181	4.966	.978	#14-2/0
BG300-6-40	BGA300-6-40	3"	4.042	3.022	1.524	5.139	.978	#6-4/0
BG350-14-20	BGA350-14-20	3½"	4.542	3.491	1.181	5.467	.978	#14-2/0
BG350-6-40	BGA350-6-40	3½"	4.542	3.491	1.524	5.639	.978	#6-4/0
BG400-14-20	BGA400-14-20	4"	5.042	3.975	1.181	5.966	.978	#14-2/0
BG400-6-40	BGA400-6-40	4"	5.042	3.975	1.524	6.139	.978	#6-4/0
BG500-14-20	BGA500-14-20	5"	6.136	4.991	1.181	7.045	.978	#14-2/0
BG500-6-40	BGA500-6-40	5"	6.136	4.991	1.524	7.207	.978	#6-4/0
BG600-14-20	BGA600-14-20	6"	7.199	6.009	1.181	8.087	.978	#14-2/0
BG600-6-40	BGA600-6-40	6"	7.199	6.009	1.524	8.409	.978	#6-4/0

Suggested Specifications: Insulated grounding and bonding bushing (Series BG050-BG600)

Where code requires bonding and grounding of single or multiple metal conduits, or positive bonding and grounding of metal conduit to the box, enclosure or auxiliary gutter, the end of the conduit shall be equipped with an insulated metallic grounding and bonding bushing series BG050-14-20 as manufactured by Thomas & Betts.

Grounding and bonding bushings used shall be approved for the purpose and
 (i) Shall be of malleable iron/steel/aluminum construction adequately protected against corrosion.

(ii) Bushing insulator shall be listed or certified for 150° C/302° F application with a flammability rating of 94V-0. Insulator must be positively locked in place.