




# ELLIOTT ELECTRIC SUPPLY

We Deliver...Lower Cost, Quality Products, & Personal Service

3804 South Street  
75964-7263, TX Nacogdoches  
Phone: 936-569-7941  
Fax: 936-560-4685



## BK2010A2 STL Entrance End Fitting 2000 BLK *Wiremold/Legrand*

Catalog Number	BK2010A2
Manufacturer	Wiremold/Legrand
Description	Raceway Entrance End Fitting, Entrance End Fitting Type; Steel Material; 3 Inch Length X 1-9/32 Inch Width X 1-1/2 Inch Height Size; Black Finish; 2000 Series 1-Channel Steel 2-Piece Surface Raceway Used On; Wiremold Brand; Rohs Compliant; 2000TR Model
Weight per unit	0.2100 (lbs/each)
Product Category	Metallic Raceway & Accessories

### Features

Made in USA	Yes
Material	Steel

### Material, Color, and Finish

Finish	SCUFFCOAT[T] BLACK
--------	--------------------

### Dimensions and Weight

Size	3 INCH L X 1 9/32 INCH W X 1 1/2 INCH H
------	---

### Descriptions

Additional Information	RoHS Compliant
Commodity Description	Surf Rcwys, Etc. - Metallic Raceway & Accessories
Description	STL ENTRANCE END FITTING 2000 BLK
Long Description	RACEWAY ENTRANCE END FITTING, ENTRANCE END FITTING TYPE; STEEL MATERIAL; 3 INCH LENGTH X 1-9/32 INCH WIDTH X 1-1/2 INCH HEIGHT SIZE; BLACK FINISH; 2000 SERIES 1-CHANNEL STEEL 2-PIECE SURFACE RACEWAY USED ON; WIREMOLD BRAND; ROHS COMPLIANT; 2000TR MODEL
Product Type	Raceway Entrance End Fitting

### Manufacturer Information

Brand	Plugmold
GTIN	00786776074574
Manufacturers Part Number	BK2010A2
Model	2000TR
UPC	786776074574

### Taxonomies, Classifications, and Categories

Category Description	NON-METALLIC SEALTITE AND FITTINGS
Type	ENTRANCE END FITTING

### Packaging

Carton	1
Weight Per each	0.21



# ELLIOTT ELECTRIC SUPPLY

We Deliver...Lower Cost, Quality Products, & Personal Service

3804 South Street  
75964-7263, TX Nacogdoches  
Phone: 936-569-7941  
Fax: 936-560-4685

## Uses, Certifications, and Standards

Approval

UL (CANADA AND US)

Used On

PLUGMOLD[R] 2000 SERIES SINGLE CHANNEL STEEL SURFACE  
RACEWAY

# PLUGMOLD® 2000 SERIES™



Two-piece, low profile multiple outlet raceway. Low profile requires minimal space.

## CODE REFERENCE

**cULus Listed Base & Blank Cover:**  
File E4376 Guide RJBT.

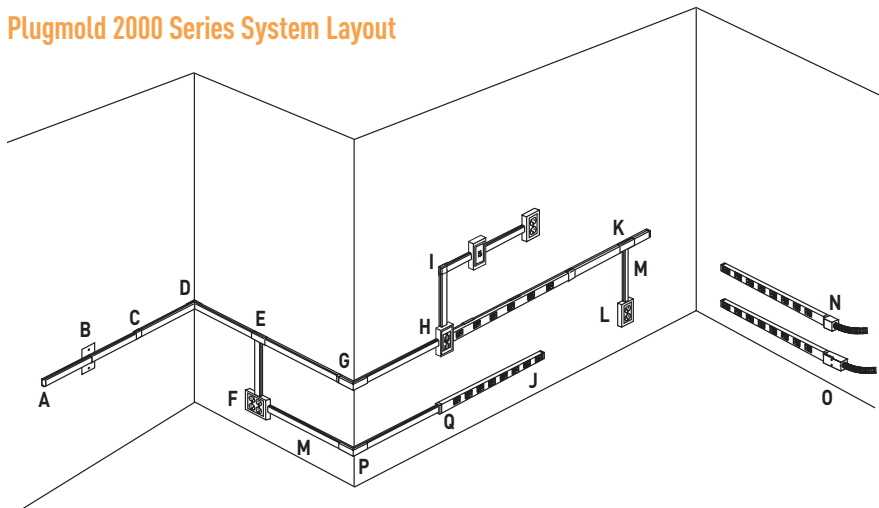
**Multioutlet Assemblies:**  
File E15191 Guide PVGT.

**Fittings:**  
File E41751 Guide RJPR.

**Base & Blank Cover & Plugmold Series with Snapicoil Harness:**  
Meets Article 386 of NEC.  
Meets Section 12-3032 of CEC.

**Plugmold Wired Sections:**  
Meets Article 380 of NEC.  
Meets Section 12-3032 of CEC.

## Plugmold 2000 Series System Layout



## KEY

- A. V2010B Blank End Fitting
- B. V2051H Flush Plate Adapter
- C. V2006 Cover Clip
- D. 2017TC Internal Corner Coupling
- E. V2015 Tee Fitting
- F. V2048-2 Two-Gang Device Box
- G. V2018C Extern Elbow Cover
- H. V2048 Single-Gang Device Box
- I. V2011 90° Flat Elbow
- J. V20GB506 Plugmold Strip
- K. V2089 Side-Reducing Fitting
- L. V5748 Single-Gang Device Box
- M. V500 500 Series Raceway
- N. V2010A2 Entrance End Fitting
- O. V2010A3 Entrance End Fitting
- P. V518 External Elbow
- Q. V2089E End-Reducing Connector

NOTE: Illustration is for showing product applications only.

## COLOR OPTIONS

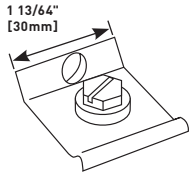


Plugmold® 2000 Series™ Part Numbers with a "V" prefix have an ivory finish. Part Numbers with a "G" prefix have a gray finish. Part Numbers with a "S" prefix have a stainless finish. Part Numbers with a "WH" prefix have a white finish. Part Numbers with a "BK" prefix have a black finish. Part Numbers without a prefix have a galvanized steel finish unless otherwise specified.

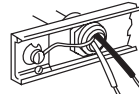
Custom color options are also available. Consult the factory for more information.

## PLUGMOLD® 2000 SERIES™

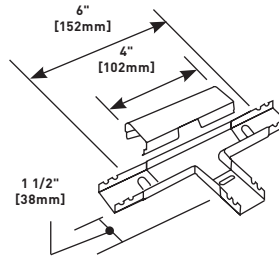
## Plugmold 2000 Series Ordering Information (continued)

**2009** Ground Clamp (Galvanized)

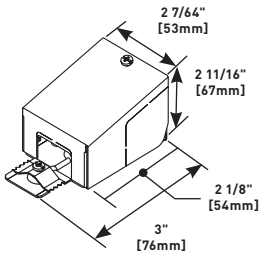
Connects equipment grounding conductor to provide an additional ground to raceway.



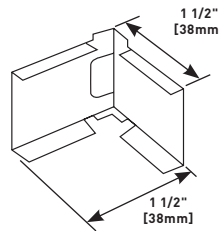
How 2009 is used.

**2015** Tee

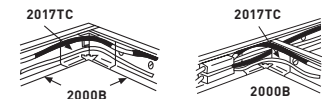
Branches raceway at right angles. Couplings furnished. Available in ivory (V2015), gray (G2015), black (BK2015) and white (WH2015).

**2010A3** Entrance End Fitting

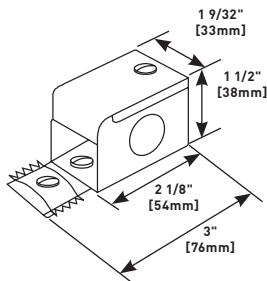
Offers larger capacity than V2010A2. 1/2" trade size KOs on end, each side and bottom. 3/4" trade size KOs on bottom and rear. Includes ground screw. Available in ivory (V2010A3), gray (G2010A3), black (BK2010A3) and white (WH2010A3).

**2017TC** Internal Corner Coupling

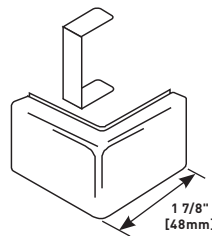
Furnished with one fiber bushing.



- 2017TC used as a corner coupling.
- 2017TC used as a corner coupling and a straight-through fitting.

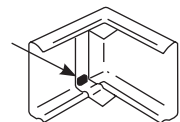
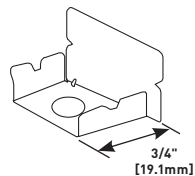
**2010A2** Entrance End Fitting

Connects 2000 Series Raceway with 1/2" trade size conduit and armored cable connectors. 1/2" trade size KOs on end, each side and bottom. Includes ground screw. Available in ivory (V2010A2), gray (G2010A2), black (BK2010A2), white (WH2010A2) and stainless steel (S2010A2).

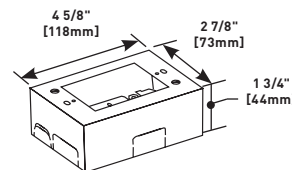
**2018C** External Elbow Cover

Continues raceway runs around outside corner. Fills the gap when external corner is made by notching and bending the 2000 Base. Available in ivory (V2018C), gray (G2018C), black (BK2018C), white (WH2018C) and stainless steel (S2018C).

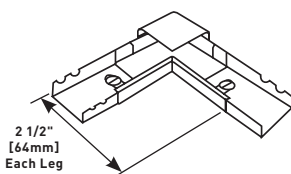
Corner Gap Filler snapped into place in 2018C.

**2010B** Blank End

Closes off open end of 2000 Series Raceway. Available in ivory (V2010B), gray (G2010B), black (BK2010B), white (WH2010B) and stainless steel (S2010B).

**2048** Single-Gang Device Box

Cover has twistouts for 2000, 500 and 700 Series Raceways. Base has 1/2" trade size KO and rectangular KO for extension to wall box. Base has No. 10 threaded hole for ground connection. Available in ivory (V2048), gray (G2048), black (BK2048), white (WH2048) and stainless steel (S2048).

**2011** 90° Flat Elbow

Right angle turns on same surface. Cover stop permits neat butting of 2000C Cover. Two couplings furnished. Available in ivory (V2011), gray (G2011), black (BK2011), white (WH2011) and stainless steel (S2011).