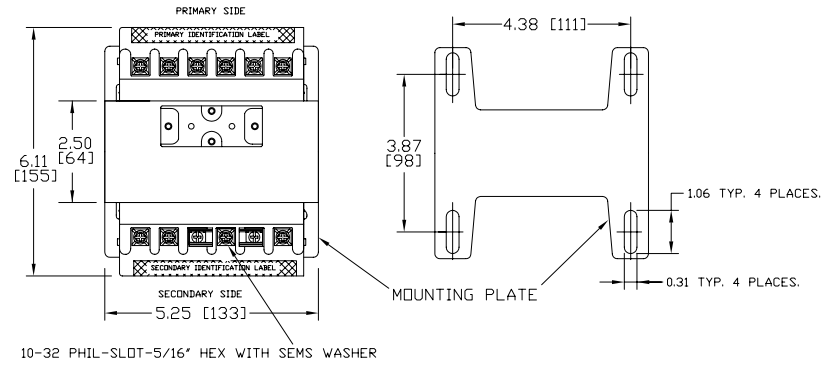

Transformer Specifications	
PRIMARY VOLTAGE(S)	230x460 (TRIPLE RATED)
SECONDARY VOLTAGE(S)	115
RATED V.A.	500
RATED FREQUENCY	50/60
INSULATION CLASS	130
AGENCY APPROVALS	UL, CUL
ESTIMATED WEIGHT	17.4 LBS

TEST REQUIREMENTS				
WINDING	H4-H3	H2-H1	X2-X1	
O.C.VOLTS	240	240	125.8	
LOAD VOLTS	240	240	120	
F.L. AMPS	1.200	1.200	4.167	
HI-POT	4800V		3000V	
EXCITING AMPS	0.57AMPS @ 240 VOLTS, 50HZ			
EXCITING WATTS	29.9 MAX			

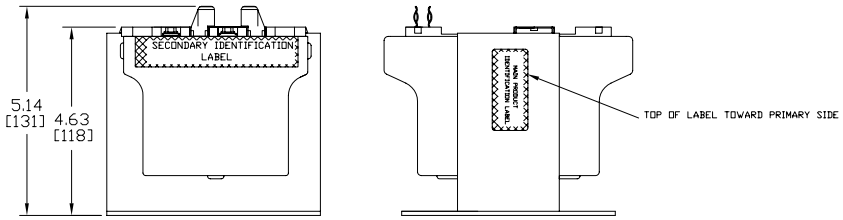

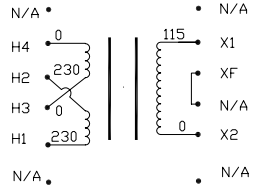

CONNECTION DIAGRAM

NOTE:
1. ALL MEASURMENTS IN INCHES (MM)

PRIMARY IDENTIFICATION LABEL

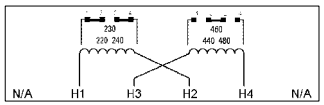

SECONDARY IDENTIFICATION LABEL

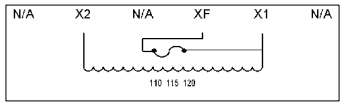

MAIN PRODUCT IDENTIFICATION LABEL



REVISION	
DT1109	1

UNLESS OTHERWISE SPECIFIED
DIMENSIONS IN INCHES

ONE PLACE DEC	±0.1
TWO PLACE DEC	±0.02
THREE PLACE DEC	±0.005
ANGLES	±0.5
VOLTAGE	±5%
RESISTANCE	±10%
AMPERAGE	±2%
FORCE,TORQUE,SPEED	±10%
TIME	±1%
TEMPERATURE	±3°C/±5°F

DIMENSIONS TO BE INTERPRETED IN ACCORDANCE WITH ASME Y14.5M-1994

X.XX±XX SYMBOL DEFINITIONS ST PER DRAWING 65A2750

THIRD ANGLE PROJECTION

DRAFTER/DESIGNER	S.CASTRO	DATE 11/06/08
APPD	E.ROBLES	DATE 11/06/08
APPD	C.CASTORENA	DATE 11/06/08
ENGR REF		
NEXT ASSY		
TOOL REF		
DSPEC		

EATON CORPORATION – CONFIDENTIAL AND PROPRIETARY

NOTICE TO PERSONS RECEIVING THIS DOCUMENT AND/OR TECHNICAL INFORMATION THIS DOCUMENT, INCLUDING THE DRAWING AND INFORMATION CONTAINED THEREON, IS CONFIDENTIAL AND IS THE EXCLUSIVE PROPERTY OF EATON CORPORATION, AND IS MERELY ON LOAN AND SUBJECT TO RECALL BY EATON AT ANY TIME. BY TAKING POSSESSION OF THIS DOCUMENT, THE RECIPIENT ACKNOWLEDGES AND AGREES THAT THIS DOCUMENT CANNOT BE USED IN ANY MANNER ADVERSE TO THE INTERESTS OF EATON AND THAT NO PORTION OF THIS DOCUMENT MAY BE COPIED OR OTHERWISE REPRODUCED WITHOUT THE PRIOR WRITTEN CONSENT OF EATON. IN THE CASE OF CONFLICTING CONTRACTUAL PROVISIONS, THIS NOTICE SHALL GOVERN THE STATUS OF THIS DOCUMENT.

TITLE
MTE CONTROL
TRANSFORMER 500 VA
SERIES 2

SIZE	DWG NO	SCALE	PARTS LIST	PRODUCT CODE	SHEET NO
B	C0500E2A.DWG			1	OF 1

C0500E2A

EAD_ACAD_FRMB1
REV. 05/03/08

© 2008 Eaton Corporation, All Rights Reserved