

Chimes

Two Entrance Chime Kit

C200 Series

Edwards Chime Kits consist of an Edwards two entrance chime, a 16V transformer, and two push buttons (option of either illuminated or non-illuminated).

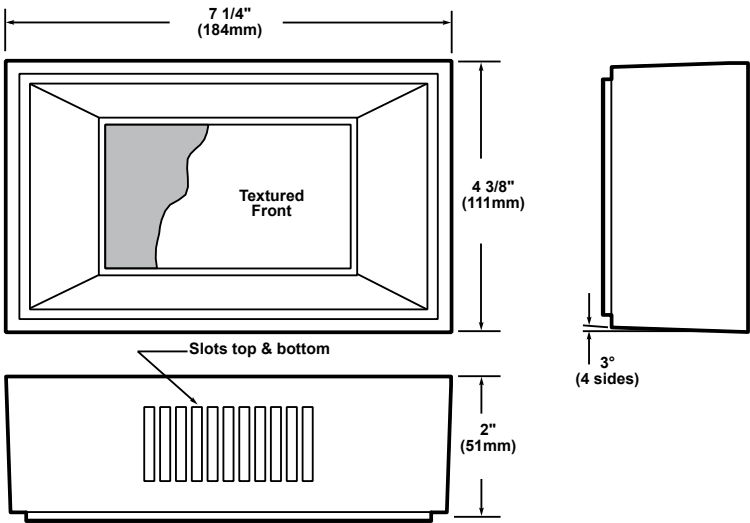
Features and Specifications

- Complete installation kit
- Two entrance models
- Illuminated push buttons available
- Available in white or beige
- 75dB at 1m / 65dB at 10 ft.



Ordering Information							
Description	Cat. No.	Operating Voltage	Current	VA	Color	Transformer	Push Buttons
Chime Kit	C212	16V AC	0.625 A	10	Beige	16V	2 - non-illuminated
	C212-W	16V AC	0.625 A	10	White	16V	2 - non-illuminated
	C212-2L	16V AC	0.625 A	10	Beige	16V	2 - illuminated
	C212W-2L	16V AC	0.625 A	10	White	16V	2 - illuminated

Weights and Dimensions		
Cat. No.	Approx. Net Weight (lb.)	Approx. Shipping Weight (lb.)
C212	1.76	1.86
C212-W	1.76	1.86
C212-2L	1.76	1.86
C212W-2L	1.76	1.86



Chimes

Two Entrance Chime

C200 Series

The Edwards C200 Series surface mount chimes are specifically designed for low cost installation. They operate from a 16V transformer (purchased separately).

Features and Specifications

- Two entrance models
- Free suspension aluminum tone bars
- Requires no lubrication
- Easy to install
- Available in white or beige

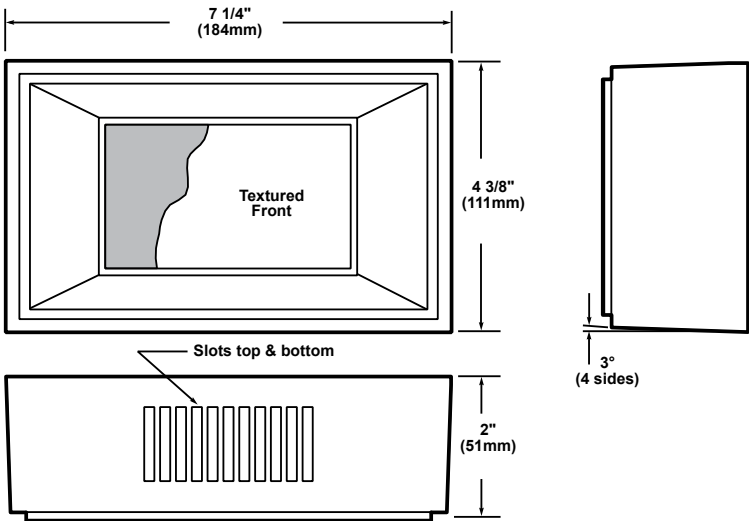


Ordering Information

Description	Cat. No.	Operating Voltage	Current	VA	Color	Recommended Transformer
Two Entrance Chime	C210	16V AC	0.625 A	10	Beige	591
	C210-W	16V AC	0.625 A	10	White	591

Weights and Dimensions

Cat. No.	Approx. Net Weight (lb.)	Approx. Shipping Weight (lb.)
C210	0.94	1.02
C210-W	0.94	1.02



Chimes

Two Entrance Chime Kit

C200 Series

Edwards Chime Kits consist of an Edwards two entrance chime, a 16V transformer, and two push buttons (option of either illuminated or non-illuminated).

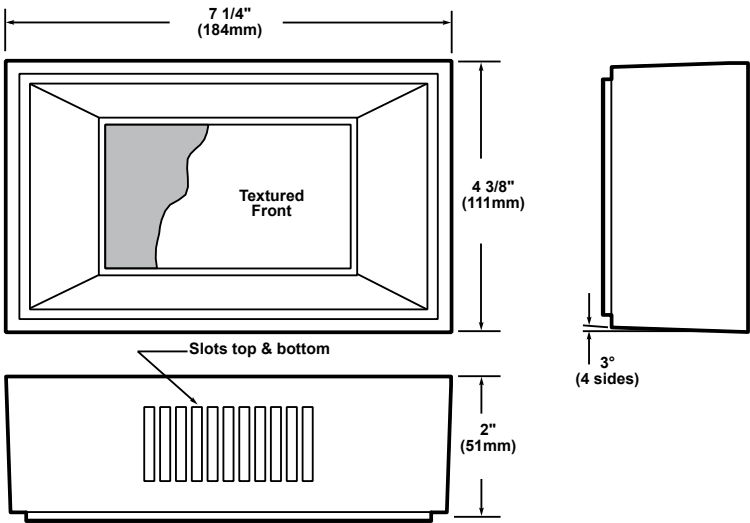
Features and Specifications

- Complete installation kit
- Two entrance models
- Illuminated push buttons available
- Available in white or beige
- 75dB at 1m / 65dB at 10 ft.



Ordering Information							
Description	Cat. No.	Operating Voltage	Current	VA	Color	Transformer	Push Buttons
Chime Kit	C212	16V AC	0.625 A	10	Beige	16V	2 - non-illuminated
	C212-W	16V AC	0.625 A	10	White	16V	2 - non-illuminated
	C212-2L	16V AC	0.625 A	10	Beige	16V	2 - illuminated
	C212W-2L	16V AC	0.625 A	10	White	16V	2 - illuminated

Weights and Dimensions		
Cat. No.	Approx. Net Weight (lb.)	Approx. Shipping Weight (lb.)
C212	1.76	1.86
C212-W	1.76	1.86
C212-2L	1.76	1.86
C212W-2L	1.76	1.86



Chimes

Two Entrance Chime

C200 Series

The Edwards C200 Series surface mount chimes are specifically designed for low cost installation. They operate from a 16V transformer (purchased separately).

Features and Specifications

- Two entrance models
- Free suspension aluminum tone bars
- Requires no lubrication
- Easy to install
- Available in white or beige



Ordering Information

Description	Cat. No.	Operating Voltage	Current	VA	Color	Recommended Transformer
Two Entrance Chime	C210	16V AC	0.625 A	10	Beige	591
	C210-W	16V AC	0.625 A	10	White	591

Weights and Dimensions

Cat. No.	Approx. Net Weight (lb.)	Approx. Shipping Weight (lb.)
C210	0.94	1.02
C210-W	0.94	1.02

