

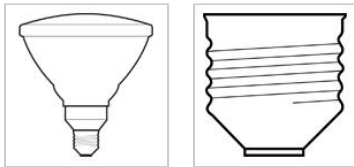
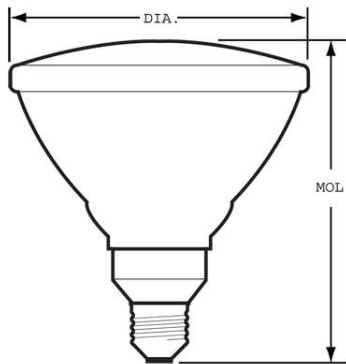


GE
Lighting

45680 - CMH100PAR38SPECO

GE ConstantColor® CMH® Ceramic Metal Halide PAR38

- Passes TCLP, which can lower disposal costs.



CAUTIONS & WARNINGS

R- WARNING: This lamp can cause serious skin burn and eye inflammation from shortwave ultraviolet radiation if outer envelope of the lamp is broken or punctured, and the arc tube continues to operate. Do not use where people will remain for more than a few minutes unless adequate shielding or other safety precautions are used. Certain types of lamps that will automatically extinguish when the outer envelope is broken or punctured are commercially available. Visit the FDA website for more information: <http://www.fda.gov/cdrh/radhealth/products/urburns.html>

Caution

- Lamp may shatter and cause injury if broken
 - Do not use lamp if outer glass is scratched or broken.
- Risk of Burn
 - Allow lamp to cool before handling.
 - Do not turn on lamp until fully installed.

Warning

- Lamp emits UV radiation which may cause eye/skin irritation.
 - Turn power off if glass bulb is broken. Remove and dispose of lamp.
- Risk of Electric Shock
 - Do not use where directly exposed to water or outdoors without an enclosed fixture.
 - Turn power off before inspection, installation or removal.
- Risk of Fire
 - Keep combustible materials away from lamp.
 - Use in fixture rated for this product.
- Unexpected lamp rupture may cause injury, fire, or property damage
 - Do not exceed rated voltage.
 - Do not turn on lamp until fully installed.
 - Do not use lamp if outer glass is scratched or broken.
 - Use only properly rated ballast.

NOTES

- Rated life based on 11 hours per start

GENERAL CHARACTERISTICS

Lamp Type	High Intensity Discharge - Ceramic Metal Halide
Bulb	PAR38
Base	Medium Screw (E26)
Bulb Finish	Clear
Rated Life	10000.0 hrs
Bulb Material	Hard glass
Lamp Enclosure Type (LET)	Open or enclosed fixtures
Base Temperature (MAX)	190.0 °C
Bulb Temperature (MAX)	350.0 °C
LEED-EB MR Credit	112 picograms Hg per mean lumen hour
Additional Info	TCLP compliant/UV control

PHOTOMETRIC CHARACTERISTICS

Initial Lumens	6500.0
Nominal Initial Lumens per Watt	65
Beam Spread	15.0 °
Center Beam Candlepower (CBCP)	45000.0
Color Temperature	3000.0 K
Color Rendering Index (CRI)	81.0

ELECTRICAL CHARACTERISTICS

Wattage	100.0
Burn Position	Universal burning position
Open Circuit Voltage (peak lead ballast) (MIN)	332.0 V
Open Circuit Voltage (RMS lag ballast) (MIN)	235.0 V
Warm Up Time to 90% (MAX)	2.0 min
Hot Restart Time to 90% (MIN)	10.0 min
Hot Restart Time to 90% (MAX)	15.0 min

DIMENSIONS

Maximum Overall Length (MOL)	5.2800 in(134.1 mm)
Nominal Length	5.310 in(134.9 mm)
Bulb Diameter (DIA)	4.800 in(121.9 mm)

PRODUCT INFORMATION

Product Code	45680
Description	CMH100PAR38SPECO
ANSI Code	C90/ M90/ M140
Standard Package	Case
Standard Package GTIN	10043168456804
Standard Package Quantity	6
Sales Unit	Unit
No Of Items Per Sales Unit	1
No Of Items Per Standard	6
Package	
UPC	043168456807

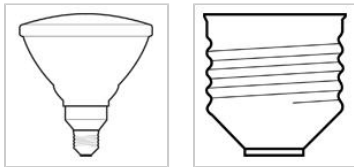
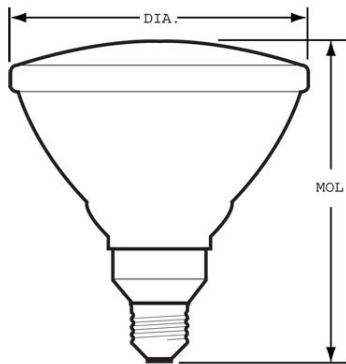


GE
Lighting

45680 - CMH100PAR38SPECO

GE ConstantColor® CMH® Ceramic Metal Halide PAR38

- Passes TCLP, which can lower disposal costs.



CAUTIONS & WARNINGS

R- WARNING: This lamp can cause serious skin burn and eye inflammation from shortwave ultraviolet radiation if outer envelope of the lamp is broken or punctured, and the arc tube continues to operate. Do not use where people will remain for more than a few minutes unless adequate shielding or other safety precautions are used. Certain types of lamps that will automatically extinguish when the outer envelope is broken or punctured are commercially available. Visit the FDA website for more information: <http://www.fda.gov/cdrh/radhealth/products/urburns.html>

Caution

- Lamp may shatter and cause injury if broken
 - Do not use lamp if outer glass is scratched or broken.
- Risk of Burn
 - Allow lamp to cool before handling.
 - Do not turn on lamp until fully installed.

Warning

- Lamp emits UV radiation which may cause eye/skin irritation.
 - Turn power off if glass bulb is broken. Remove and dispose of lamp.
- Risk of Electric Shock
 - Do not use where directly exposed to water or outdoors without an enclosed fixture.
 - Turn power off before inspection, installation or removal.
- Risk of Fire
 - Keep combustible materials away from lamp.
 - Use in fixture rated for this product.
- Unexpected lamp rupture may cause injury, fire, or property damage
 - Do not exceed rated voltage.
 - Do not turn on lamp until fully installed.
 - Do not use lamp if outer glass is scratched or broken.
 - Use only properly rated ballast.

NOTES

- Rated life based on 11 hours per start

GENERAL CHARACTERISTICS

Lamp Type	High Intensity Discharge - Ceramic Metal Halide
Bulb	PAR38
Base	Medium Screw (E26)
Bulb Finish	Clear
Rated Life	10000.0 hrs
Bulb Material	Hard glass
Lamp Enclosure Type (LET)	Open or enclosed fixtures
Base Temperature (MAX)	190.0 °C
Bulb Temperature (MAX)	350.0 °C
LEED-EB MR Credit	112 picograms Hg per mean lumen hour
Additional Info	TCLP compliant/UV control

PHOTOMETRIC CHARACTERISTICS

Initial Lumens	6500.0
Nominal Initial Lumens per Watt	65
Beam Spread	15.0 °
Center Beam Candlepower (CBCP)	45000.0
Color Temperature	3000.0 K
Color Rendering Index (CRI)	81.0

ELECTRICAL CHARACTERISTICS

Wattage	100.0
Burn Position	Universal burning position
Open Circuit Voltage (peak lead ballast) (MIN)	332.0 V
Open Circuit Voltage (RMS lag ballast) (MIN)	235.0 V
Warm Up Time to 90% (MAX)	2.0 min
Hot Restart Time to 90% (MIN)	10.0 min
Hot Restart Time to 90% (MAX)	15.0 min

DIMENSIONS

Maximum Overall Length (MOL)	5.2800 in(134.1 mm)
Nominal Length	5.310 in(134.9 mm)
Bulb Diameter (DIA)	4.800 in(121.9 mm)

PRODUCT INFORMATION

Product Code	45680
Description	CMH100PAR38SPECO
ANSI Code	C90/ M90/ M140
Standard Package	Case
Standard Package GTIN	10043168456804
Standard Package Quantity	6
Sales Unit	Unit
No Of Items Per Sales Unit	1
No Of Items Per Standard	6
Package	
UPC	043168456807