


## Expansion Fittings



E945 series expansion fittings are designed to compensate for length changes due to temperature variations in exposed conduit runs.

- EXCLUSIVE Molded in Mid-point indicator on the piston.
- EXCLUSIVE 2" Expansion Fitting with an 8" travel distance.
- Two-piece molded design with lubricated seals for easier movement for the life of the product.
- Ridges on the fitting for easier installation (Sizes 2" through 6" only).
- Male terminal Adapter End design (1/2" – 2" NPT Threads, and 2 1/2" – 6" NPSC Threads).
- Two O-Rings to prevent leakage.
- Can be installed vertically or horizontally.




Coupling end



Male terminal adapter end

Coupling End Part No.	Male Terminal Adapter End Part No.	Size	Std. Ctn. Qty.	Travel Length (in.)
E945D	E945DX	1/2	20	4"
E945E	E945EX	3/4	15	4"
E945F	E945FX	1	10	4"
E945G	E945GX	1 1/4	5	4"
E945H	E945HX	1 1/2	5	4"
E945J	E945JX	2	15	8"
E945K	E945KX	2 1/2	10	8"
E945L	E945LX	3	10	8"
E945M	E945MX	3 1/2	5	8"
E945N	E945NX	4	5	8"
E945P	E945PX	5	1	8"
E945R	E945RX	6	1	8"

## Couplings

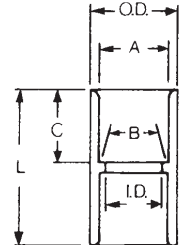


### Standard Couplings

All socket fittings should be attached Using Carlon solvent cement.



Socket type for joining nonmetallic conduit.



Part No.	Size	Std. Ctn. Qty.	A Typical	B	I.D.	O.D.	C Typical	L
E940D	1/2	150	.852	.836	.728	1 7/64	1 1/16	1 1/2
☛ CE940DR-CTN	1/2	75	.852	.836	.728	1 7/64	1 1/16	1 1/2
E940E	3/4	100	1.064	1.046	.840	1 5/16	3/4	1 5/8
☛ CE940ER-CTN	3/4	45	1.064	1.046	.840	1 5/16	3/4	1 5/8
E940F	1	50	1.330	1.310	1.210	1 5/8	1 5/16	2
☛ CE940F-UPC	1	50	1.330	1.310	1.210	1 5/8	1 5/16	2
E940G	1 1/4	30	1.677	1.655	1.535	1 63/64	1	2 1/8
E940H	1 1/2	25	1.918	1.894	1.755	2 15/64	1 1/8	2 3/8
E940J	2	30	2.393	2.369	2.190	2 47/64	1 3/16	2 1/2
E940K	2 1/2	20	2.890	2.868	2.688	3 5/16	1 33/64	3 3/16
E940L	3	25	3.515	3.492	3.375	3 31/32	1 3/4	3 13/32
E940M	3 1/2	20	4.015	3.992	3.780	4 9/16	1 3/4	3 5/8
E940N	4	15	4.515	4.491	4.265	5 3/32	1 25/32	3 3/4
E940P	5	8	5.593	5.553	5.097	6 1/4	1 5/16	4 1/16
E940R	6	5	6.658	6.614	6.115	7 1/2	2 3/16	4 5/8

☛ Canada only

Schedule 40 & 80 Elbows & Fittings

## Short Expansion Couplings

(Expands to a maximum of 2")



Part No.	Size	Std. Ctn. Qty.
E955D	1/2	40
E955E	3/4	40
E955F	1	25
E955G	1 1/4	15
E955H	1 1/2	10
E955J	2	6

## Special Long Line Couplings



Long Line Couplings

Part No.	Size	Std. Ctn. Qty.	Std. Wt. (lbs.)	Length
E941H	1 1/2	40	9	3.19
E941J	2	25	8	3.59
E941K	2 1/2	15	8	4.29
E941L	3	15	14	6.44
E941N	4	10	15	6.96
E941PF	5	4	12	9.63
▶ E941RF	6	5	21	11.75

## Fabricated Expansion Couplings



Part No.	Size	Std. Ctn. Qty.	Travel Length (in.)
E945KXL	2 1/2	10	12