



Catalog Number
Notes
Type

Contractor Select™  
**CPX™**  
 LED Panel

CPX™ from Lithonia lighting is the perfect choice for a quality LED panel at an affordable price. The smooth, even lens projects a crisp and clean aesthetic. CPX is the perfect choice for budget-conscious school, commercial office, or small retail footprint projects.

**FEATURES:**

- Industry standard wattages
- Long-life LEDs maintain greater than 70% of their lumen output at 50,000 hours
- 0-10V dimming driver, dims to 10%

**WEIGHT:**

**2x2**  
 Unit: 6.39lbs  
 Unit Carton: 7.72lbs  
 Master Carton: 30.42lbs

**2x4**  
 Unit: 11.02lbs  
 Unit Carton: 13.89lbs  
 Master Carton: 27.78lbs



Catalog Number	UPC	Description	Lumens	Input Watts	CCT	CRI	Voltage	Pallet qty. Pallet size: 50"x53"
CPX 2X2 3200LM 40K M4	191848338650	2x2 LED Panel	3659	31.5	4000K	80	120-277V	40
CPX 2x4 4000LM 40K M2	191848338506	2x4 LED Panel	4692	38.9	4000K	80	120-277V	20
CPX 1X4 AL07 SWW7 M4	194994568063	1X4 Switchable Panel	See Switchable Table	See Switchable Table	3500K/4000K/5000K	>80	120-277V	40
CPX 2X2 AL07 SWW7 M4	193048542806	2X2 Switchable Panel	See Switchable Table	See Switchable Table	3500K/4000K/5000K	>80	120-277V	80
CPX 2X4 AL08 SWW7 M2	193048542844	2X4 Switchable Panel	See Switchable Table	See Switchable Table	3500K/4000K/5000K	>80	120-277V	40
CPX 2X2 AL07HE SWW7 UVOLT M4	194994371854	2x2 Switchable Panel	See Switchable Table	See Switchable Table	3500K/4000K/5000K	>80	120-347V	80
CPX 2X4 AL08HE SWW7 UVOLT M2	194994371861	2x4 Switchable Panel	See Switchable Table	See Switchable Table	3500K/4000K/5000K	>80	120-347V	40

**NOTES**

1. ILBLP CP10 HE SD A remote mounted only. See [ILBLP CP10 HE SD B spec sheet](#) and [ELA-PSMK-PSMKSD-PSDMT-PSRME remote mounting enclosure spec sheet](#) here.



**Accessories:** Order as separate catalog number.

<b>ILBLP CP10 HE SD A</b>	IOTA 10 Watt Constant Power, High Efficiency LED Emergency Driver for CA Title 20 <sup>1</sup>
DGA14	Drywall grid adapter for 1X4 recessed fixture.
DGA22	Drywall grid adapter for 2x2 recessed fixture.
DGA24	Drywall grid adapter for 2x4 recessed fixture.
1X4SMKSH	Multi-Use Surface Mount Kit 1X4, Shallow Depth
2X2SMKSH	Multi-Use Surface Mount Kit 2x2, Shallow Depth
2X4SMKSH	Multi-Use Surface Mount Kit 2x4, Shallow Depth
1X4SMKSH PAF	Multi-Use Surface Mount Kit 1X4 Post-Paint
2X2SMKSH PAF	Multi-Use Surface Mount Kit 2X2 Post-Paint
2X4SMKSH PAF	Multi-Use Surface Mount Kit 2X4 Post-Paint
PAC 2DNF 36	Panel Air Craft Kit, 2 cables with Y splitter, No Power Feed, 36 inches. Recommended for 1X4 or 2X2 Panel Fixtures only.
PAC 2DF 36	Panel Air Craft Kit, 2 cables with Y splitter, with Power Feed, 36 inches. Recommended for 1X4 or 2X2 Panel Fixtures only. <sup>1</sup>
PAC 4DNF 36	Panel Air Craft Kit, 4 cables, No Power Feed, 36 inches. Recommended for 2X4, 1X4 or 2X2 Panel Fixtures.
PAC 4DF 36	Panel Air Craft Kit, 4 cables, with Power Feed, 36 inches. Recommended for 2X4, 1X4 or 2X2 Panel Fixtures. <sup>1</sup>
PAC 2DNF 72	Panel Air Craft Kit, 2 cables with Y splitter, No Power Feed 72 inches. Recommended for 1X4 or 2X2 Panel Fixtures only.
PAC 2DF 72	Panel Air Craft Kit, 2 cables with Y splitter, with Power Feed, 72 inches. Recommended for 1X4 or 2X2 Panel Fixtures only. <sup>1</sup>
PAC 4DNF 72	Panel Air Craft Kit, 4 cables, No Power Feed, 72 inches. Recommended for 2X4, 1X4 or 2X2 Panel Fixtures.
PAC 4DF 72	Panel Air Craft Kit, 4 cables, with Power Feed, 72 inches. Recommended for 2X4, 1X4 or 2X2 Panel Fixtures. <sup>1</sup>
RK8BDP 2P U	Disconnect Plug (BDP), 2 Pole, Package of 1
RK8BDP 3P U	Disconnect Plug (BDP), 3 Pole, Package of 1
RK8BDP 2P J10	Disconnect Plug (BDP), 2 Pole, Package of 10
RK8BDP 2P J40	Disconnect Plug (BDP), 2 Pole, Package of 40

Switchable Table						
Size(ft)	Nomenclature	Lumen Package	CCT	Lumen	Wattage	Efficacy
1x4	CPX 1X4 AL07 SWW7 M4	Low Lumen	3500K	2430	19.7	123.4
			4000K	2594	19.7	131.7
			5000K	2483	19.5	127.3
		Med Lumen	3500K	3289	28.4	115.8
			4000K	3583	27.2	131.7
			5000K	3369	28.2	119.5
		High Lumen	3500K	3914	35.7	109.6
			4000K	4280	33.7	127
			5000K	4009	35.5	112.9
2x2	CPX 2X2 AL07 SWW7 M4	Low Lumen	3500K	2399	19.1	125.6
			4000K	2570	18.5	138.9
			5000K	2456	19.1	128.6
		Med Lumen	3500K	3356	28.7	116.9
			4000K	3649	27.5	132.7
			5000K	3427	28.5	120.2
		High Lumen	3500K	4131	37.5	110.2
			4000K	4564	35.8	127.5
			5000K	4212	37.3	112.9
2x4	CPX 2X4 AL08 SWW7 M2	Low Lumen	3500K	3813	28.94	131.8
			4000K	4033	28.1	143.5
			5000K	3938	28.86	136.5
		Med Lumen	3500K	4677	36.8	127.1
			4000K	5009	35.55	140.9
			5000K	4834	36.65	131.9
		High Lumen	3500K	6048	50.56	119.6
			4000K	6563	48.53	135.2
			5000K	6241	50.24	124.2

**NOTES**  
1. For MVOLT only, not available with 347V.



Product Type	Size(ft)	Nomenclature	Lumen Package	CCT (K)	Lumen	Wattage	Lumen/Wattage
CPX G2 Switchable CCT and Lumen Select UVOLT Premium	2x2	CPX 2X2 AL07HE SWW7 UVOLT M4	Low Lumen	3500K	2258	15.8	142.9
				4000K	2323	15.4	150.8
				5000K	2278	15.8	144.2
			Med Lumen	3500K	3307	24.1	137.2
				4000K	3429	23.2	147.8
				5000K	3325	24.0	138.6
			High Lumen	3500K	4168	31.9	130.6
				4000K	4401	30.5	144.3
				5000K	4208	31.7	132.7
	2x4	CPX 2X4 AL08HE SWW7 UVOLT M2	Low Lumen	3500K	3939	27.6	142.7
				4000K	4060	27	150.4
				5000K	3980	27.5	144.7
			Med Lumen	3500K	4882	35.1	139.1
				4000K	5070	34	149.1
				5000K	4950	35	141.4
High Lumen			3500K	6321	47.2	133.9	
			4000K	6590	45.5	144.8	
			5000K	6420	47	136.6	



## Specifications

### INTENDED USE:

CPX is a low-glare panel featuring an external driver. This cost-effective, reliable panel is visually comfortable and can be recessed mounted. Suitable for many applications such as schools, offices, retail, convenience stores and other commercial spaces. **Certain airborne contaminants can diminish integrity of acrylic.** [Click here for Acrylic Environmental Compatibility table for suitable uses.](#) Adjustable Lumen (ALO7, ALO8) and Switchable White (SWW7) configurations available. **U.S. Patent No. 10,681,784.**

### CONSTRUCTION:

The extruded aluminum frame with satin white lens provides excellent shielding and uniform luminance. The low-profile design of CPX provides increased installation flexibility especially in restricted plenum spaces. The backplate includes integral T-bar clips for installation into T-grid ceilings.

### ELECTRICAL:

Long-life LEDs, coupled with a high-efficiency driver, provide superior illumination for extended service life. Greater than 70% LED lumen maintenance at 50,000 hours (L70>50,000). 0-10V dimming driver, dims to 10% and contains non-isolated dimming leads.

### LISTINGS:

CSA certified to meet US and Canadian standards. Damp location listed. IC rated. IP5X Rated. DesignLights Consortium® (DLC) qualified product. Not all versions of this product may be DLC qualified. Please check the DLC Qualified Products List at [www.designlights.org/QPL](http://www.designlights.org/QPL) to confirm which versions are qualified. Rated for NSF/ANSI Standard 2 - Light Fixture for Splash Zone and Non Food Zone. NOM Certified. For use in non-fire-rated installations only.

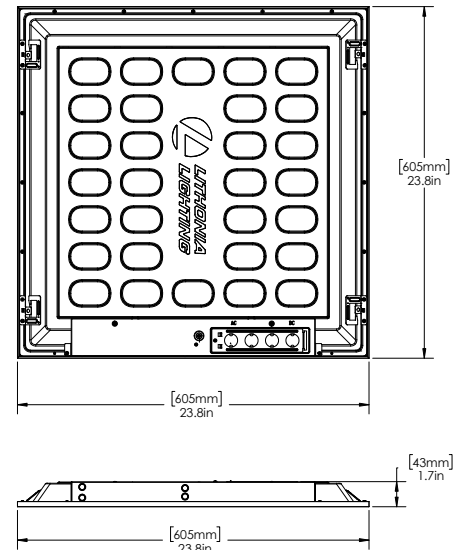
### WARRANTY:

5-year limited warranty. This is the only warranty provided and no other statements in this specification sheet create any warranty of any kind. All other express and implied warranties are disclaimed. Complete warranty terms located at: [www.acuitybrands.com/support/warranty/terms-and-conditions](http://www.acuitybrands.com/support/warranty/terms-and-conditions)

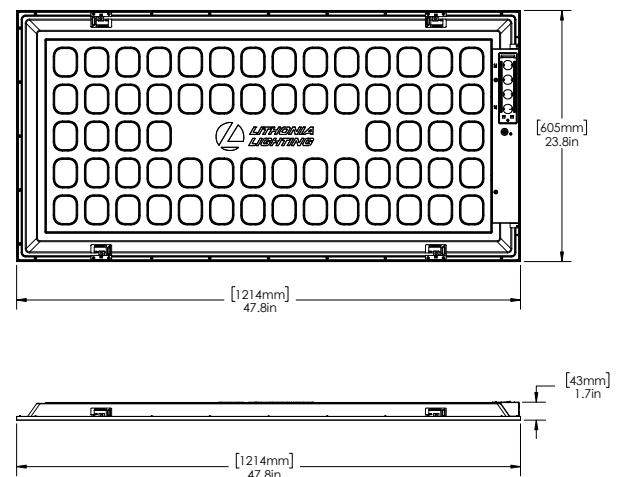
**Note:** Actual performance may differ as a result of end-user environment and application. All values are design or typical values, measured under laboratory conditions at 25 °C. Specifications subject to change without notice.

## Dimensions

### 2'x2'



### 2'x4'



All dimensions are inches (millimeters) unless otherwise indicated.



Catalog Number
Notes
Type

Contractor Select™  
**CPX™**  
 LED Panel

CPX™ from Lithonia lighting is the perfect choice for a quality LED panel at an affordable price. The smooth, even lens projects a crisp and clean aesthetic. CPX is the perfect choice for budget-conscious school, commercial office, or small retail footprint projects.

**FEATURES:**

- Industry standard wattages
- Long-life LEDs maintain greater than 70% of their lumen output at 50,000 hours
- 0-10V dimming driver, dims to 10%

**WEIGHT:**

**2x2**  
 Unit: 6.39lbs  
 Unit Carton: 7.72lbs  
 Master Carton: 30.42lbs

**2x4**  
 Unit: 11.02lbs  
 Unit Carton: 13.89lbs  
 Master Carton: 27.78lbs



Catalog Number	UPC	Description	Lumens	Input Watts	CCT	CRI	Voltage	Pallet qty. Pallet size: 50"x53"
CPX 2X2 3200LM 40K M4	191848338650	2x2 LED Panel	3659	31.5	4000K	80	120-277V	40
CPX 2x4 4000LM 40K M2	191848338506	2x4 LED Panel	4692	38.9	4000K	80	120-277V	20
CPX 1X4 AL07 SWW7 M4	194994568063	1X4 Switchable Panel	See Switchable Table	See Switchable Table	3500K/4000K/5000K	>80	120-277V	40
CPX 2X2 AL07 SWW7 M4	193048542806	2X2 Switchable Panel	See Switchable Table	See Switchable Table	3500K/4000K/5000K	>80	120-277V	80
CPX 2X4 AL08 SWW7 M2	193048542844	2X4 Switchable Panel	See Switchable Table	See Switchable Table	3500K/4000K/5000K	>80	120-277V	40
CPX 2X2 AL07HE SWW7 UVOLT M4	194994371854	2x2 Switchable Panel	See Switchable Table	See Switchable Table	3500K/4000K/5000K	>80	120-347V	80
CPX 2X4 AL08HE SWW7 UVOLT M2	194994371861	2x4 Switchable Panel	See Switchable Table	See Switchable Table	3500K/4000K/5000K	>80	120-347V	40

**NOTES**

1. ILBLP CP10 HE SD A remote mounted only. See [ILBLP CP10 HE SD B spec sheet](#) and [ELA-PSMK-PSMKSD-PSDMT-PSRME remote mounting enclosure spec sheet](#) here.



**Accessories:** Order as separate catalog number.

<b>ILBLP CP10 HE SD A</b>	IOTA 10 Watt Constant Power, High Efficiency LED Emergency Driver for CA Title 20 <sup>1</sup>
DGA14	Drywall grid adapter for 1X4 recessed fixture.
DGA22	Drywall grid adapter for 2x2 recessed fixture.
DGA24	Drywall grid adapter for 2x4 recessed fixture.
1X4SMKSH	Multi-Use Surface Mount Kit 1X4, Shallow Depth
2X2SMKSH	Multi-Use Surface Mount Kit 2x2, Shallow Depth
2X4SMKSH	Multi-Use Surface Mount Kit 2x4, Shallow Depth
1X4SMKSH PAF	Multi-Use Surface Mount Kit 1X4 Post-Paint
2X2SMKSH PAF	Multi-Use Surface Mount Kit 2X2 Post-Paint
2X4SMKSH PAF	Multi-Use Surface Mount Kit 2X4 Post-Paint
PAC 2DNF 36	Panel Air Craft Kit, 2 cables with Y splitter, No Power Feed, 36 inches. Recommended for 1X4 or 2X2 Panel Fixtures only.
PAC 2DF 36	Panel Air Craft Kit, 2 cables with Y splitter, with Power Feed, 36 inches. Recommended for 1X4 or 2X2 Panel Fixtures only. <sup>1</sup>
PAC 4DNF 36	Panel Air Craft Kit, 4 cables, No Power Feed, 36 inches. Recommended for 2X4, 1X4 or 2X2 Panel Fixtures.
PAC 4DF 36	Panel Air Craft Kit, 4 cables, with Power Feed, 36 inches. Recommended for 2X4, 1X4 or 2X2 Panel Fixtures. <sup>1</sup>
PAC 2DNF 72	Panel Air Craft Kit, 2 cables with Y splitter, No Power Feed 72 inches. Recommended for 1X4 or 2X2 Panel Fixtures only.
PAC 2DF 72	Panel Air Craft Kit, 2 cables with Y splitter, with Power Feed, 72 inches. Recommended for 1X4 or 2X2 Panel Fixtures only. <sup>1</sup>
PAC 4DNF 72	Panel Air Craft Kit, 4 cables, No Power Feed, 72 inches. Recommended for 2X4, 1X4 or 2X2 Panel Fixtures.
PAC 4DF 72	Panel Air Craft Kit, 4 cables, with Power Feed, 72 inches. Recommended for 2X4, 1X4 or 2X2 Panel Fixtures. <sup>1</sup>
RK8BDP 2P U	Disconnect Plug (BDP), 2 Pole, Package of 1
RK8BDP 3P U	Disconnect Plug (BDP), 3 Pole, Package of 1
RK8BDP 2P J10	Disconnect Plug (BDP), 2 Pole, Package of 10
RK8BDP 2P J40	Disconnect Plug (BDP), 2 Pole, Package of 40

Switchable Table						
Size(ft)	Nomenclature	Lumen Package	CCT	Lumen	Wattage	Efficacy
1x4	CPX 1X4 AL07 SWW7 M4	Low Lumen	3500K	2430	19.7	123.4
			4000K	2594	19.7	131.7
			5000K	2483	19.5	127.3
		Med Lumen	3500K	3289	28.4	115.8
			4000K	3583	27.2	131.7
			5000K	3369	28.2	119.5
		High Lumen	3500K	3914	35.7	109.6
			4000K	4280	33.7	127
			5000K	4009	35.5	112.9
2x2	CPX 2X2 AL07 SWW7 M4	Low Lumen	3500K	2399	19.1	125.6
			4000K	2570	18.5	138.9
			5000K	2456	19.1	128.6
		Med Lumen	3500K	3356	28.7	116.9
			4000K	3649	27.5	132.7
			5000K	3427	28.5	120.2
		High Lumen	3500K	4131	37.5	110.2
			4000K	4564	35.8	127.5
			5000K	4212	37.3	112.9
2x4	CPX 2X4 AL08 SWW7 M2	Low Lumen	3500K	3813	28.94	131.8
			4000K	4033	28.1	143.5
			5000K	3938	28.86	136.5
		Med Lumen	3500K	4677	36.8	127.1
			4000K	5009	35.55	140.9
			5000K	4834	36.65	131.9
		High Lumen	3500K	6048	50.56	119.6
			4000K	6563	48.53	135.2
			5000K	6241	50.24	124.2

**NOTES**  
1. For MVOLT only, not available with 347V.



Product Type	Size(ft)	Nomenclature	Lumen Package	CCT (K)	Lumen	Wattage	Lumen/Wattage
CPX G2 Switchable CCT and Lumen Select UVOLT Premium	2x2	CPX 2X2 AL07HE SWW7 UVOLT M4	Low Lumen	3500K	2258	15.8	142.9
				4000K	2323	15.4	150.8
				5000K	2278	15.8	144.2
			Med Lumen	3500K	3307	24.1	137.2
				4000K	3429	23.2	147.8
				5000K	3325	24.0	138.6
			High Lumen	3500K	4168	31.9	130.6
				4000K	4401	30.5	144.3
				5000K	4208	31.7	132.7
	2x4	CPX 2X4 AL08HE SWW7 UVOLT M2	Low Lumen	3500K	3939	27.6	142.7
				4000K	4060	27	150.4
				5000K	3980	27.5	144.7
			Med Lumen	3500K	4882	35.1	139.1
				4000K	5070	34	149.1
				5000K	4950	35	141.4
High Lumen			3500K	6321	47.2	133.9	
			4000K	6590	45.5	144.8	
			5000K	6420	47	136.6	



## Specifications

### INTENDED USE:

CPX is a low-glare panel featuring an external driver. This cost-effective, reliable panel is visually comfortable and can be recessed mounted. Suitable for many applications such as schools, offices, retail, convenience stores and other commercial spaces. **Certain airborne contaminants can diminish integrity of acrylic.** [Click here for Acrylic Environmental Compatibility table for suitable uses.](#) Adjustable Lumen (ALO7, ALO8) and Switchable White (SWW7) configurations available. **U.S. Patent No. 10,681,784.**

### CONSTRUCTION:

The extruded aluminum frame with satin white lens provides excellent shielding and uniform luminance. The low-profile design of CPX provides increased installation flexibility especially in restricted plenum spaces. The backplate includes integral T-bar clips for installation into T-grid ceilings.

### ELECTRICAL:

Long-life LEDs, coupled with a high-efficiency driver, provide superior illumination for extended service life. Greater than 70% LED lumen maintenance at 50,000 hours (L70>50,000). 0-10V dimming driver, dims to 10% and contains non-isolated dimming leads.

### LISTINGS:

CSA certified to meet US and Canadian standards. Damp location listed. IC rated. IP5X Rated. DesignLights Consortium® (DLC) qualified product. Not all versions of this product may be DLC qualified. Please check the DLC Qualified Products List at [www.designlights.org/QPL](http://www.designlights.org/QPL) to confirm which versions are qualified. Rated for NSF/ANSI Standard 2 - Light Fixture for Splash Zone and Non Food Zone. NOM Certified. For use in non-fire-rated installations only.

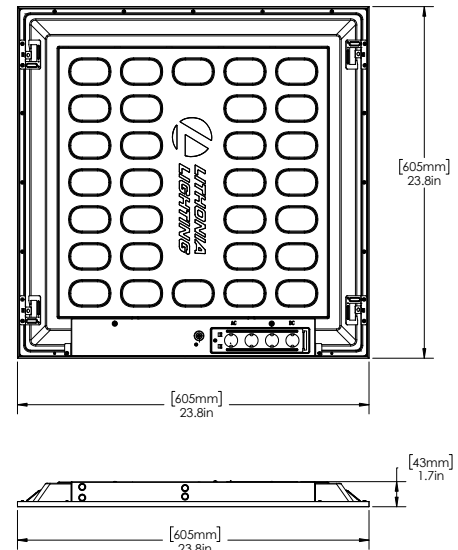
### WARRANTY:

5-year limited warranty. This is the only warranty provided and no other statements in this specification sheet create any warranty of any kind. All other express and implied warranties are disclaimed. Complete warranty terms located at: [www.acuitybrands.com/support/warranty/terms-and-conditions](http://www.acuitybrands.com/support/warranty/terms-and-conditions)

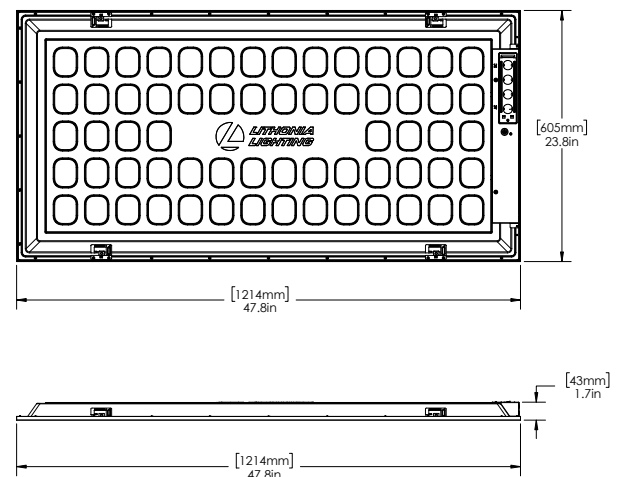
**Note:** Actual performance may differ as a result of end-user environment and application. All values are design or typical values, measured under laboratory conditions at 25 °C. Specifications subject to change without notice.

## Dimensions

### 2'x2'



### 2'x4'



All dimensions are inches (millimeters) unless otherwise indicated.